

2022 No. 1353

LOCAL GOVERNMENT, ENGLAND

**The Combined Authorities (Mayoral Elections) (Amendment)
Order 2022**

Made - - - - *12th December 2022*

Coming into force- *13th December 2022*

The Secretary of State makes the following Order in exercise of the powers conferred by sections 114 and 117(1A) of, and paragraph 12 of Schedule 5B to, the Local Democracy, Economic Development and Construction Act 2009(a).

The Secretary of State has consulted the Electoral Commission about this Order in accordance with paragraph 12(4) of Schedule 5B to that Act.

In accordance with section 117(2) of the Local Democracy, Economic Development and Construction Act 2009, a draft of this Order has been laid before and approved by resolution of each House of Parliament.

Citation, extent and commencement

1.—(1) This Order—

- (a) may be cited as the Combined Authorities (Mayoral Elections) (Amendment) Order 2022;
- (b) extends to England and Wales; and
- (c) comes into force the day after the day on which it is made.

(2) This Order does not apply for the purposes of an election for the return of a combined authority mayor in accordance with Schedule 5B to the Local Democracy, Economic Development and Construction Act 2009 in respect of which the date of the poll specified in the notice of election is before the ordinary day of election in 2023(b).

Amendment of the Combined Authorities (Mayoral Elections) Order 2017

2. The Combined Authorities (Mayoral Elections) Order 2017(c) is amended in accordance with this Order.

Amendment of Schedule 1

3.—(1) Schedule 1 (the combined authority mayoral elections rules) is amended as follows.

-
- (a) 2009 c. 20. Section 117 was amended, and Schedule 5B inserted, by the Cities and Local Government Devolution Act 2016 (c. 1).
 - (b) See section 37 of the Representation of the People Act 1983 (c. 2) for the meaning of “ordinary day of election”.
 - (c) S.I. 2017/67. Relevant amendments were made by S.I. 2019/350.

- (2) In rule 16 (method of election)—
- (a) in paragraph (a)—
 - (i) for “three” substitute “two”;
 - (ii) for “Parts 4 and 5” substitute “Part 4”;
 - (b) omit paragraph (b).
- (3) In rule 28 (equipment of polling stations)—
- (a) in paragraph (6) for sub-paragraph (b) substitute—

“(b) the following notice which must be exhibited in every compartment of every polling station—

*[Specify name of combined authority] COMBINED AUTHORITY MAYORAL ELECTION

Vote for ONLY ONE CANDIDATE by putting a cross [X] in the box next to your choice.

PUT NO OTHER MARK ON THE BALLOT PAPER OR YOUR VOTE MAY NOT COUNT.

*Complete as necessary.”;
 - (b) omit paragraph (8).
- (4) In rule 48(5) (additional steps: verification and count carried out at different places) omit “area”.
- (5) In rule 49(1) (attendance at the count) omit sub-paragraph (b) and the word “and” immediately preceding it.
- (6) In rule 50 (the first count)—
- (a) in the heading omit “first”;
 - (b) for paragraph (3) substitute—

“(3) The returning officer shall then count the votes given on them.”.
- (7) In rule 51 (rejected ballot papers)—
- (a) in paragraph (1)(b) omit “first preference”;
 - (b) in paragraph (1)(d) omit “as to the first preference vote”;
 - (c) in paragraph (2) omit sub-paragraph (i);
 - (d) in paragraph (2)(ii) omit “at any other election,”;
 - (e) in paragraph (2) in the words after sub-paragraph (ii) omit “(in either case)”;
 - (f) omit paragraph (3);
 - (g) in paragraph (5)(b) and (d) omit “as to the first preference vote”;
 - (h) omit paragraph (7).
- (8) In rule 53(1) and (2) (re-count) omit “or, as the case may be, the first preference votes.”.
- (9) In rule 54 (procedure at conclusion of first count)—
- (a) in the heading omit “first”;
 - (b) for paragraph (1) substitute—

“(1) As soon as practicable after the conclusion of the count (including any re-count), the returning officer must draw up a provisional statement showing—

 - (a) the total number of ballot papers used,
 - (b) the total number of rejected ballot papers, and
 - (c) the number of votes given for each candidate.”.
- (10) Omit Part 5 (further provision: three or more candidates).

(11) In rule 57(1) (combined authority returning officer's re-count) for “, 54(1) or 56(2),” substitute “or 54(1)”.

(12) Omit rule 58 (combined authority returning officer's direction to count second preference votes).

(13) In rule 59 (returning officer's final statement, central calculation and declaration of result)—

(a) in paragraph (1) for “, 54(1) and, where applicable, 56(2)” substitute “and 54(1)”;

(b) in paragraphs (4), (5)(a), (6) and (8) omit “area”.

(c) for paragraph (7) substitute—

“(7) As soon as the combined authority returning officer has received the information required by paragraph (3) from every returning officer, the combined authority returning officer must ascertain the total number of votes given to each candidate.”;

(d) for paragraph (10) substitute—

“(10) In paragraphs (8) and (9), “the relevant figures” means the total number of votes given for each candidate.”;

(e) in paragraph (11)(a) omit “by only two candidates”;

(f) in paragraph (11)(b) for “each of them” substitute “each candidate”;

(g) for paragraph (12) substitute—

“(12) Where, after the counting of the votes (including any re-count) is completed, an equality of votes is found to exist between any candidates and the addition of a vote would entitle any of those candidates to be returned as mayor, the combined authority returning officer must forthwith decide between those candidates by lot, and proceed as if the candidate on whom the lot falls had received an additional vote.”;

(h) omit paragraphs (13) and (14);

(i) in paragraph (15)(b) omit “first preference” and insert “and” at the end;

(j) in paragraph (15) omit paragraph (d) and the “and” immediately preceding it.

(14) In rule 60 (return or forfeiture of candidate's deposit)—

(a) in paragraph (4) omit “first”;

(b) in paragraph (5) omit “first” and “first preference”.

(15) In Part 9 (appendix of forms)—

(a) in the list of forms—

(i) in Form 3 omit “(two candidates)”;

(ii) omit Form 4;

(b) for Form 3 substitute Form 3 set out in Schedule 1 to this Order;

(c) omit Form 4;

(d) for Form 7 substitute Form 7 set out in Schedule 1 to this Order.

Amendment of Schedule 2

4.—(1) Schedule 2 (modifications of Acts and statutory instrument) is amended as follows.

(2) In paragraph 1 omit sub-paragraph (9).

(3) In paragraph 1(30) omit the words from “if there are only two candidates” to the end.

Amendment of Schedule 3

5.—(1) Schedule 3 (the combined authority mayoral election (combination of polls) rules) is amended as follows.

(2) In rule 16 (method of election)—

- (a) in paragraph (a)—
 - (i) for “three” substitute “two”;
 - (ii) for “Parts 4 and 5” substitute “Part 4”;
 - (b) omit paragraph (b).
- (3) In rule 28 (equipment of polling stations)—
- (a) in paragraph (8) for sub-paragraph (b) substitute—
 - “(b) the following notice which must be exhibited in every compartment of every polling station—
 - *PARLIAMENTARY ELECTION ([specify colour] ballot paper)
 - Vote for ONLY ONE CANDIDATE by putting a cross [X] in the box next to your choice.

 - *[Specify name of council] COUNCIL ELECTION ([specify colour] ballot paper)
 - [*Vote for NO MORE THAN ... CANDIDATES by putting a cross [X] in the box next to EACH of your choices.]
 - [*Vote ONLY ONCE by putting a cross [X] in the box next to your choice.]

 - *[Specify name of combined authority] COMBINED AUTHORITY MAYORAL ELECTION ([specify colour] ballot paper)
 - Vote for ONLY ONE CANDIDATE by putting a cross [X] in the box next to your choice.

 - *LOCAL MAYORAL ELECTION FOR [specify name of authority] ([specify colour] ballot paper)
 - Vote for ONLY ONE CANDIDATE by putting a cross [X] in the box next to your choice.

 - *POLICE AND CRIME COMMISSIONER ELECTION FOR (specify police area) ([specify colour] ballot paper)
 - Vote for ONLY ONE CANDIDATE by putting a cross [X] in the box next to your choice.

 - *[Specify other] ELECTION / REFERENDUM ([specify colour] ballot paper)
 - [specify voting instructions in accordance with the legislation governing the election or referendum]

 - PUT NO OTHER MARK ON THE BALLOT PAPER OR YOUR VOTE MAY NOT COUNT.
 - *[PLEASE DO NOT FOLD THE BALLOT PAPERS FOR [specify the elections and/or referendum(s) at which the votes are to be counted electronically]. Post them, face downwards, in the [*appropriate] ballot box

 - *Complete or omit as necessary.
 - #Alternatively, insert such information as the combined authority returning officer may decide.”
 - (b) omit paragraph (10).
- (4) In rule 48(5) (additional steps: verification and count carried out at different places) omit “area”.
- (5) In rule 50 (the first count)—

- (a) in the heading omit “first”;
- (b) for paragraph (4) substitute—
 - “(4) The returning officer must then count the votes given on them.”.
- (6) In rule 51 (rejected ballot papers)—
 - (a) in paragraph (1)(b) omit “first preference”;
 - (b) in paragraph (1)(d) omit “as to the first preference vote”;
 - (c) in paragraph (2) omit sub-paragraph (i);
 - (d) in paragraph (2) sub-paragraph (ii) omit “at any other election,”;
 - (e) in paragraph (2) in the words after sub-paragraph (ii) omit “(in either case)”;
 - (f) omit paragraph (3);
 - (g) in paragraph (5)(b) and (d) omit “as to the first preference vote”;
 - (h) omit paragraph (7).
- (7) In rule 53(1) and (2) (re-count) omit “or, as the case may be, the first preference votes,”.
- (8) In rule 54 (procedure at conclusion of first count)—
 - (a) in the heading omit “first”;
 - (b) for paragraph (1) substitute—
 - “(1) As soon as practicable after the conclusion of the count (including any re-count), the returning officer must draw up a provisional statement showing—
 - (a) the total number of ballot papers used,
 - (b) the total number of rejected ballot papers, and
 - (c) the number of votes given for each candidate.”;
 - (c) in paragraph (2)(b) for “reporting officer” substitute “returning officer”.
- (9) Omit Part 5 (further provision: more than two candidates).
- (10) In rule 57(1) (combined authority returning officer’s re-count) for “, 54(1) or 56(2),” substitute “or 54(1)”.
- (11) Omit rule 58 (combined authority returning officer’s direction to count second preference votes).
- (12) In rule 59 (returning officer’s final statement, central calculation and declaration of result)—
 - (a) in paragraph (1) for “, 54(1) and, where applicable, 56(2)” substitute “and 54(1)”;
 - (b) in paragraphs (4), (5)(a), (6) and (8) omit “area”;
 - (c) for paragraph (7) substitute—
 - “(7) As soon as the combined authority returning officer has received the information required by paragraph (3) from every returning officer, the combined authority returning officer must ascertain the total number of votes given to each candidate.”;
 - (d) for paragraph (10) substitute—
 - “(10) In paragraphs (8) and (9), “the relevant figures” means the total number of votes given for each candidate.”.
 - (e) omit paragraph (11);
 - (f) in paragraph (12)—
 - (i) in sub-paragraph (a) omit “by only two candidates”;
 - (ii) in sub-paragraph (b) for “of them” substitute “candidate”;
 - (g) for paragraph (13) substitute—
 - “(13) Where, after the counting of the votes (including any re-count) is completed, an equality of votes is found to exist between any candidates and the addition of a vote would

entitle any of those candidates to be returned as mayor, the combined authority returning officer must forthwith decide between those candidates by lot, and proceed as if the candidate on whom the lot falls had received an additional vote.”;

(h) omit paragraphs (14) and (15);

(i) in paragraph (16)—

(i) in sub-paragraph (b) omit “first preference” and insert “and” at the end;

(ii) omit sub-paragraph (d) and the “and” that precedes it.

(13) In rule 60 (return or forfeiture of candidate’s deposit)—

(a) in paragraph (4) omit “first”;

(b) in paragraph (5) omit “first” and “first preference”.

(14) In Part 9 (appendix of forms)—

(a) in the list of forms—

(i) in Form 3 omit “(two candidates)”;

(ii) omit Form 4;

(b) for Form 3 substitute Form 3 set out in Schedule 2 to this Order;

(c) omit Form 4;

(d) for Forms 7(1) and 7(2) substitute Form 7(1) and 7(2) set out in Schedule 2 to this Order.

Signed by authority of the Secretary of State for Levelling Up, Housing and Communities

Lee Rowley

Parliamentary Under Secretary of State

Department for Levelling Up, Housing and Communities

12th December 2022

SCHEDULE 1






Article 3(15)

Forms to be substituted in Schedule 1 to the Combined Authorities
(Mayoral Elections) Order 2017

Form 3 – Ballot paper

Election of the Mayor for *(insert name of combined authority)*

Vote for **only one candidate** by putting a cross in the box next to your choice.

BASWRA, Paresh 2 The Cottages, Anytown XY8 9JG Liberal Democrats		<input type="checkbox"/>
CRANLEY, Alana 4 The Walk, Anytown XY9 5JJ Green Party		<input type="checkbox"/>
EDGBASTON, Richard (address in <i>[relevant area]</i>) Common Good		<input type="checkbox"/>
GUNNIL-WALKER, Roger 33 The Lane, Anytown XY6 3GD Labour Party		<input type="checkbox"/>
SMITH, Catherine Angelina 21 The Grove, Anytown XY2 5JP Independent		<input type="checkbox"/>
SMITH, Keith James 3 The Road, Anytown XY3 4JN Conservative Party		<input type="checkbox"/>
ZANUCK, George Henry 17 The Parade Anytown XY9 5KP United Kingdom Independence Party		<input type="checkbox"/>

Number

Other unique identifying mark

Election of the Mayor for *[insert name of Combined Authority]*

on..... 20....

Directions as to printing the ballot paper

1. Nothing is to be printed on the ballot paper except in accordance with these directions.
2. So far as is practicable, the arrangements set out in paragraphs 3 to 16 must be observed in the printing of the ballot paper.
3. No word may be printed on the face except:
 - (a) the heading "Election of the Mayor for";
 - (b) within that heading, the name of the combined authority;
 - (c) the direction "Vote for only one candidate by putting a cross [X] in the box next to your choice";
 - (d) the particulars of the candidates; and
 - (e) words forming part of the emblems mentioned at paragraph 10 below.
4. A box must be printed around the direction referred to in paragraph 3(c).
5. No rule may be printed on the face except:
 - (a) as part of the box referred to in paragraph 4;
 - (b) a horizontal rule above the particulars of the first candidate;
 - (c) the horizontal rules separating the particulars of the candidates from one another;
 - (d) a horizontal rule below the particulars of the last candidate; and
 - (e) as part of the boxes on the right-hand side of the ballot paper where the vote is to be marked.
6. The horizontal rules referred to in paragraph 5(b), (c) and (d) must be equally spaced and the space between each of them must be a minimum of 2.5 centimetres.
7. Each of the horizontal rules referred to in paragraph 5(b) and (c) must extend from a point at least in line with the text on the left-hand side of the page to a point directly above the centre of the box below that rule.
8. The horizontal rule referred to in paragraph 5(d) must:

- (a) extend from a point at least in line with the text on the left-hand side of the page to a point directly below the right-hand edge of the box above that rule; and
 - (b) be thicker than the other horizontal rules.
- 9. The boxes referred to in paragraph 5(e) must not touch any horizontal rule and each one must be equidistant between the horizontal rule above it and the horizontal rule below it.
- 10. Where a registered emblem is to be printed against a candidate's particulars:
 - (a) it must be printed adjacent to and to the right of the particulars; and
 - (b) its size as printed must not exceed 2 centimetres square.
- 11. The heading "Election of the Mayor for" must be printed in very large bold type. All other words must appear in type that is smaller than the heading.
- 12. The words "only one candidate" in the directions referred to in paragraph 3(c) must be printed in bold type.
- 13. The candidates' names and descriptions, if any, must appear in bold type.
- 14. The surname of each candidate must appear in capitals with their other name(s) in lower case with initial capitals.
- 15. The description of the candidates must appear in lower case with initial capitals.
- 16. The number and other unique identifying mark must be printed close to each other on the back of the ballot paper.

Form 7 – Postal voting statement

Postal voting statement	[Space for barcode]														
Election of the Mayor for [insert name of combined authority]															
Date of election [day] [date] [month] [year]															
<p>Important – you must fill in and return this postal voting statement with your completed ballot paper for it to be counted.</p> <p>Please read the instructions carefully and use a black pen.</p> <p>* Name _____ Ballot paper number _____</p> <p>* <i>Returning Officer to insert name but omit where sent to an anonymous elector</i></p> <p>(!) Check that the number on the back of your ballot paper matches the number shown above. If these do not match, call us immediately on [insert helpline number].</p> <div style="border: 1px solid black; padding: 10px; margin: 10px 0;"> <p>I am the person the ballot paper numbered above was sent to.</p> <p>My Date of Birth is:</p> <table style="margin-left: 100px; border-collapse: collapse;"> <tr> <td style="border: 1px solid black; width: 20px; height: 20px; display: inline-block;"></td> <td style="border: 1px solid black; width: 20px; height: 20px; display: inline-block;"></td> <td style="width: 20px;"></td> <td style="border: 1px solid black; width: 20px; height: 20px; display: inline-block;"></td> <td style="border: 1px solid black; width: 20px; height: 20px; display: inline-block;"></td> <td style="border: 1px solid black; width: 20px; height: 20px; display: inline-block;"></td> <td style="border: 1px solid black; width: 20px; height: 20px; display: inline-block;"></td> </tr> <tr> <td style="text-align: center;">Day</td> <td></td> <td></td> <td style="text-align: center;">Month</td> <td></td> <td></td> <td style="text-align: center;">Year</td> </tr> </table> <p>* My Signature is: (You must sign inside the box)</p> <p>* <i>Returning Officer to omit box where the elector has been granted a waiver</i></p> <div style="border: 1px solid black; width: 300px; height: 60px; margin-left: 100px;"></div> <p>We will check this information against our records for security.</p> </div> <p>It is an offence to vote using a ballot paper that was not sent for your use or interfere with another voter’s ballot paper. It is an offence to vote more than once at the same election (unless you are appointed as a proxy).</p> <p><i>Returning Officer to add pictorial guidance as appropriate.</i></p>									Day			Month			Year
Day			Month			Year									

Instructions for voting by post

Please read through carefully. If you need help, please call us on [insert helpline number]

1. For your vote to be counted, you must fill in and return this postal voting statement with your ballot paper.
2. Make sure you have filled in the **date of birth *[and signature] box[es]** on this postal voting statement.

** Returning Officer to delete where elector is granted a waiver.*

3. Vote for **only one candidate** by putting a cross in the box next to your choice.
4. Do not mark the ballot papers in any other way or your votes may not count.
5. We must get your postal vote by **10pm on [day] [date of poll]**. If you miss the post, you can hand it in at our office or at any polling station in the local authority area before **10pm on [day] [date of poll]**.
6. After receiving this postal vote, you cannot vote in person at a polling station in this election.

Getting help

- If you need help to vote, you can ask someone you know or get independent help by calling the helpline on [insert helpline number]. The person helping you must not tell anyone how you voted.
- Please call the helpline if you require copies of this form or guidance in Braille or languages other than English.
- If you make a mistake or lose your postal ballot paper or this statement, you can get a replacement. Call us immediately as **we can only issue a replacement before 5pm on [day] [date] [month]**. If you apply after **5pm on [day before poll]** we can only issue a replacement if you return this ballot pack in person.

Electoral fraud is a crime. It is an offence to vote more than once in this election unless you are voting on your own behalf and as a proxy for another person.

The Returning Officer issued this statement.

Returning Officer to add pictorial guidance as appropriate.






SCHEDULE 2

Article 5(14)

Form 3 – Ballot paper

Election of the Mayor for *(insert name of combined authority)*

Vote for **only one candidate** by putting a cross in the box next to your choice.

BASWRA, Paresh 2 The Cottages, Anytown XY8 9JG Liberal Democrats		<input type="checkbox"/>
CRANLEY, Alana 4 The Walk, Anytown XY9 5JJ Green Party	 Green Party	<input type="checkbox"/>
EDGBASTON, Richard (address in <i>[relevant area]</i>) Common Good		<input type="checkbox"/>
GUNNIL-WALKER, Roger 33 The Lane, Anytown XY6 3GD Labour Party	 Labour	<input type="checkbox"/>
SMITH, Catherine Angelina 21 The Grove, Anytown XY2 5JP Independent		<input type="checkbox"/>
SMITH, Keith James 3 The Road, Anytown XY3 4JN Conservative Party	 Conservatives	<input type="checkbox"/>
ZANUCK, George Henry 17 The Parade Anytown XY9 5KP United Kingdom Independence Party	 UKIP	<input type="checkbox"/>

Number

Other unique identifying mark

Election of the Mayor for *[insert name of Combined Authority]*

on..... 20....

Directions as to printing the ballot paper

1. Nothing is to be printed on the ballot paper except in accordance with these directions.
2. So far as is practicable, the arrangements set out in paragraphs 3 to 16 must be observed in the printing of the ballot paper.
3. No word may be printed on the face except:
 - (a) the heading "Election of the Mayor for";
 - (b) within that heading, the name of the combined authority;
 - (c) the direction "Vote for only one candidate by putting a cross [X] in the box next to your choice";
 - (d) the particulars of the candidates; and
 - (e) words forming part of the emblems mentioned at paragraph 10 below.
4. A box must be printed around the direction referred to in paragraph 3(c).
5. No rule may be printed on the face except:
 - (a) as part of the box referred to in paragraph 4;
 - (b) a horizontal rule above the particulars of the first candidate;
 - (c) the horizontal rules separating the particulars of the candidates from one another;
 - (d) a horizontal rule below the particulars of the last candidate; and
 - (e) as part of the boxes on the right-hand side of the ballot paper where the vote is to be marked.
6. The horizontal rules referred to in paragraph 5(b), (c) and (d) must be equally spaced and the space between each of them must be a minimum of 2.5 centimetres.
7. Each of the horizontal rules referred to in paragraph 5(b) and (c) must extend from a point at least in line with the text on the left-hand side of the page to a point directly above the centre of the box below that rule.
8. The horizontal rule referred to in paragraph 5(d) must:

- (a) extend from a point at least in line with the text on the left-hand side of the page to a point directly below the right-hand edge of the box above that rule; and
 - (b) be thicker than the other horizontal rules.
- 9. The boxes referred to in paragraph 5(e) must not touch any horizontal rule and each one must be equidistant between the horizontal rule above it and the horizontal rule below it.
- 10. Where a registered emblem is to be printed against a candidate's particulars:
 - (a) it must be printed adjacent to and to the right of the particulars; and
 - (b) its size as printed must not exceed 2 centimetres square.
- 11. The heading "Election of the Mayor for" must be printed in very large bold type. All other words must appear in type that is smaller than the heading.
- 12. The words "only one candidate" in the directions referred to in paragraph 3(c) must be printed in bold type.
- 13. The candidates' names and descriptions, if any, must appear in bold type.
- 14. The surname of each candidate must appear in capitals with their other name(s) in lower case with initial capitals.
- 15. The description of the candidates must appear in lower case with initial capitals.
- 16. The number and other unique identifying mark must be printed close to each other on the back of the ballot paper.

Form 7(1) – Postal voting statement

Postal voting statement	<i>[Space for barcode]</i>																	
<p>Election of the Mayor for <i>[insert combined authority name]</i> <i>[Relevant Returning or Counting Officer to insert title(s) of other election(s) and referendums as appropriate]</i></p>																		
<p>Date of election(s) [and referendum(s)] <i>[day] [date] [month] [year]</i></p>																		
<p>Important – you must fill in and return this postal voting statement with your completed ballot papers for them to be counted. Please read the instructions carefully and use a black pen.</p> <p>* Name _____ Ballot paper numbers _____</p> <p>* <i>Relevant Returning or Counting Officer to insert name but omit where sent to an anonymous elector</i></p> <p>(!) Check that the numbers on the backs of your ballot papers match the numbers shown above. If they do not match, call us immediately on <i>[insert helpline number]</i>.</p>																		
<div style="border: 1px solid black; padding: 10px;"> <p>I am the person the ballot papers numbered above were sent to.</p> <p>My Date of Birth is:</p> <table style="margin-left: auto; margin-right: auto; border-collapse: collapse;"> <tr> <td style="border: 1px solid black; width: 20px; height: 20px; text-align: center;"> </td> <td style="border: 1px solid black; width: 20px; height: 20px; text-align: center;"> </td> <td style="width: 20px;"> </td> <td style="border: 1px solid black; width: 20px; height: 20px; text-align: center;"> </td> <td style="border: 1px solid black; width: 20px; height: 20px; text-align: center;"> </td> <td style="border: 1px solid black; width: 20px; height: 20px; text-align: center;"> </td> <td style="border: 1px solid black; width: 20px; height: 20px; text-align: center;"> </td> <td style="border: 1px solid black; width: 20px; height: 20px; text-align: center;"> </td> </tr> <tr> <td colspan="2" style="text-align: center;">Day</td> <td></td> <td colspan="2" style="text-align: center;">Month</td> <td></td> <td colspan="3" style="text-align: center;">Year</td> </tr> </table> <p>* My Signature is: (You must sign inside the box)</p> <p>* <i>Relevant Returning or Counting Officer to omit box where the elector has been granted a waiver</i></p> <div style="border: 1px solid black; width: 300px; height: 60px; margin-left: auto; margin-right: auto;"></div> <p>We will check this information against our records for security.</p> </div>										Day			Month			Year		
Day			Month			Year												
<p>It is an offence to vote using a ballot paper that was not sent for your use or interfere with another voter’s ballot paper. It is an offence to vote more than once at the same election [or referendum] (unless you are appointed as a proxy).</p> <p><i>Relevant Returning or Counting Officer to add pictorial guidance as appropriate.</i></p>																		

Instructions for voting by post

Please read through carefully. If you need help, please call us on *[insert helpline number]*

- For your votes to be counted, you must fill in and return this postal voting statement with **all** your ballot papers (listed below).
- Make sure you have filled in the **date of birth** ***[and signature] box[es]** on this postal voting statement.
**Relevant Returning or Counting Officer to delete where elector is granted a waiver.*

UK Parliamentary election ([insert colour]* ballot paper)

- [Vote for **only one candidate** by putting a cross in the box next to your choice.]

[Local government election]/[Parish/Town council election] ([insert colour]* ballot paper)

- [Vote for **only one candidate** by putting a cross in the box next to your choice.]
- [Vote for **no more than** ___ **candidates** by putting a cross in the box next to **each** of your choices.]

*Election for the Mayor of *[insert combined authority name]* (*[insert colour]* ballot paper)

- [Vote for **only one candidate** by putting a cross in the box next to your choice.]

[Specify other] election/referendum ([insert colour]* ballot paper)

- [Specify voting instructions in accordance with the legislation governing the election or referendum]

** Relevant Returning or Counting Officer to add/amend as appropriate.*

(!) Do not mark the ballot papers in any other way or your votes may not count.

(!) We must get your postal vote by **10pm on [day] [date of poll]**. If you miss the post, you can hand it in at our office or at any polling station in the _____ area before **10pm on [day] [date of poll]**.

(!) After receiving this postal vote, you cannot vote in person at a polling station in [this] [these] election(s) [and referendum(s)].

Getting help

- If you need help to vote, you can ask someone you know or get independent help by calling the helpline on *[insert helpline number]*. The person helping you must not tell anyone how you voted.
- Please call the helpline if you require copies of this form or guidance in Braille or languages other than English.
- If you make a mistake, or lose your postal ballot papers or this statement, you can get a replacement. Call us immediately as **we can only issue a replacement before 5pm on [day] [date] [month]**. If you apply after **5pm on [day before poll]** we can only issue a replacement if you return this ballot pack in person.

Electoral fraud is a crime. It is an offence to vote more than once at the same election [or referendum] unless you are voting on your own behalf and as a proxy for another person.

The [Returning / Counting] Officer issued this statement.

Relevant Returning or Counting Officer to add pictorial guidance as appropriate.

Form 7(2) – Postal voting statement

Postal voting statement	[Space for barcode]												
Election of the Mayor for [insert name of combined authority]													
Date of election [day] [date] [month] [year]													
Important – you must fill in and return this postal voting statement with your completed ballot paper for it to be counted.													
Please read the instructions carefully and use a black pen.													
* Name _____ Ballot paper number _____													
* <i>Returning Officer to insert name but omit where sent to an anonymous elector</i>													
(!) Check that the number on the back of your ballot paper matches the number shown above. If these do not match, call us immediately on [insert helpline number].													
I am the person the ballot paper numbered above was sent to.													
My Date of Birth is:	<table border="1"><tr><td><input type="text"/></td><td><input type="text"/></td><td><input type="text"/></td><td><input type="text"/></td><td><input type="text"/></td><td><input type="text"/></td></tr><tr><td colspan="2">Day</td><td colspan="2">Month</td><td colspan="2">Year</td></tr></table>	<input type="text"/>	<input type="text"/>	<input type="text"/>	<input type="text"/>	<input type="text"/>	<input type="text"/>	Day		Month		Year	
<input type="text"/>	<input type="text"/>	<input type="text"/>	<input type="text"/>	<input type="text"/>	<input type="text"/>								
Day		Month		Year									
* My Signature is: (You must sign inside the box)	<div style="border: 1px solid black; height: 80px; width: 100%;"></div>												
<i>* Returning Officer to omit box where the elector has been granted a waiver</i>													
We will check this information against our records for security.													
It is an offence to vote using a ballot paper that was not sent for your use or interfere with another voter's ballot paper. It is an offence to vote more than once at the same election (unless you are appointed as a proxy).													
<i>Returning Officer to add pictorial guidance as appropriate.</i>													

Instructions for voting by post

Please read through carefully. If you need help, please call us on *[insert helpline number]*

- For your vote to be counted, you must fill in and return this postal voting statement with your ballot paper for the **election of the Mayor of *[insert combined authority area]***.
- Make sure you have filled in the **date of birth **[and signature]* box[es]** on this postal voting statement.

** Returning Officer to delete where elector is granted a waiver.*

Election of the Mayor of *[insert combined authority area]* (*[insert colour]* ballot paper)

- Vote for **only one candidate** by putting a cross in the box next to your choice.

(!) Do not mark the ballot papers in any other way or your votes may not count.

(!) We must get your postal vote by **10pm on *[day] [date of poll]***. If you miss the post, you can hand it in at our office or at any polling station in the local authority area before **10pm on *[day] [date of poll]***.

(!) After receiving this postal vote, you cannot vote in person at a polling station in this election.

Getting help

- If you need help to vote, you can ask someone you know or get independent help by calling the helpline on *[insert helpline number]*. The person helping you must not tell anyone how you voted.
- Please call the helpline if you require copies of this form or guidance in Braille or languages other than English.
- If you make a mistake or lose your postal ballot paper or this statement, you can get a replacement. Call us immediately as **we can only issue a replacement before 5pm on *[day] [date] [month]***. If you apply after **5pm on *[day before poll]*** we can only issue a replacement if you return this ballot pack in person.

Electoral fraud is a crime. It is an offence to vote more than once in this election unless you are voting on your own behalf and as a proxy for another person.

The Returning Officer issued this statement.

Returning Officer to add pictorial guidance as appropriate.

EXPLANATORY NOTE

(This note is not part of the Order)

The Combined Authorities (Mayoral Elections) Order 2017 (S.I. 2017/67) makes provision for the conduct of elections of combined authority mayors.

Section 13 of the Elections Act 2022 changes the voting system at elections for combined authority mayors in England from the supplementary vote system to the simple majority vote system, also known as “first past the post”. As a consequence of the amendments made by that section to the Local Democracy, Economic Development and Construction Act 2009 the secondary legislation setting out the rules for the conduct of elections for combined authority mayors requires amending. This Order amends the 2017 Order Rules to replace provisions relating to the supplementary vote system for the election of combined authority mayors with provisions which will provide for the simple majority vote system for those elections. It also makes minor amendments to various references to the combined authority returning officer to ensure consistency.

An impact assessment has been produced for the Elections Act 2022 including an Addendum on the “first past the post” provision. No, or no significant, impact on business, charities or the public or voluntary sector is foreseen. Copies can be obtained at <https://bills.parliament.uk/bills/3020/publications> or from the Department for Levelling Up, Housing and Communities, 2 Marsham Street, London SW1P 4DF.

© Crown copyright 2022

Printed and published in the UK by The Stationery Office Limited under the authority and superintendence of Jeff James, Controller of His Majesty’s Stationery Office and King’s Printer of Acts of Parliament.

£6.90

<http://www.legislation.gov.uk/id/uksi/2022/1353>

ISBN 978-0-34-824284-3



9 780348 242843