

**Status:** This is the original version (as it was originally made). This item of legislation is currently only available in its original format.

SCHEDULE 2



Signs that warn of hazards and signs for bridges and other structures

PART 5

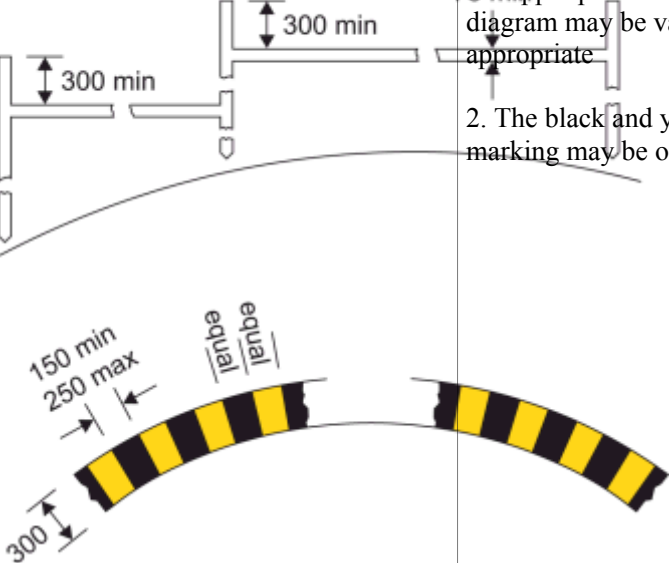
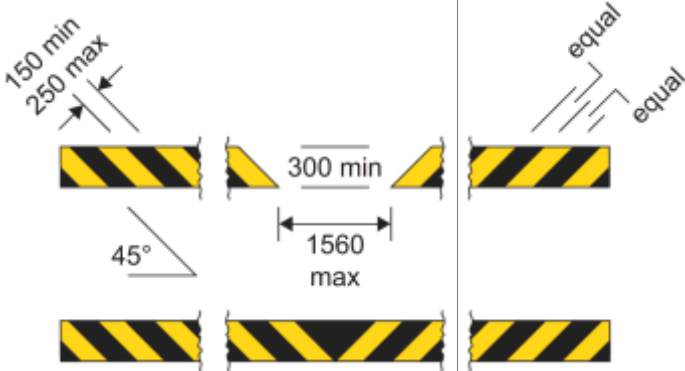
Associated plates and structure warning markings for signs in Part 4

2. A provision of Part 7 mentioned (by reference to paragraph number) in column 5 of the sign table applies to the structure warning marking provided for at the item number in question.


Sign table — Schedule 2, Part 5

(1) Item	(2) Description	(3) Diagram	(4) Variants	(5) Applicable provisions in Part 7
1	Diagram 530.1  Reduced headroom over part of road due to overhanging building or structure		<p>The legend may include—</p> <p>1. a distance, with or without an arrow pointing to the left or to the right;</p> <p>(b) an arrow pointing to the left or to the right</p> <p>2. “building” may be varied to “buildings” or “structure”</p>	
2	Diagram 531.2  High vehicles to use middle of road at arch bridge ahead,		<p>The legend may include an arrow pointing to the left or to the right</p>	

Status: This is the original version (as it was originally made). This item of legislation is currently only available in its original format.

(1) Item	(2) Description	(3) Diagram	(4) Variants	(5) Applicable provisions in Part 7
3	<p>Diagram 532.4</p> <p>Upper: Extent of headroom available at the side of and in the centre of a road at an arch bridge.</p> <p>Lower: Marking highlighting reduced headroom at an arch bridge.</p>		<p>1. The position and number of chord markings in the upper part of the diagram may be varied as appropriate</p> <p>2. The black and yellow marking may be omitted</p>	7, 9
4	<p>Diagram 530.2</p> <p>Reduced headroom at a hazard (Alternative types)</p>			7, 9

**Status:** This is the original version (as it was originally made). This item of legislation is currently only available in its original format.

<i>(1)</i>	<i>(2)</i> <i>ItemDescription</i>	<i>(3)</i> <i>Diagram</i>	<i>(4)</i> <i>Variants</i>	<i>(5)</i> <i>Applicable provisions in Part 7</i>
5	Diagram 572 Distance ahead to hazard		1. The distance may be varied to another distance  2. The legend may include an arrow pointing to the left or to the right	