

Status: This is the original version (as it was originally made). This item of legislation is currently only available in its original format.








SCHEDULE 12

Directional signs





PART 24

Arrows, symbols and panels that may be placed on a services sign






Sign table — Schedule 12, Part 24

(1)	(2)	(3)	(4)	(5)
	<i>ItemDescription</i>	<i>Diagram</i>	<i>Part 22 diagram A item number</i>	<i>Variants and supplementary information</i>
1	Directional arrow (Alternative types)	 	1, 2, 3 14	1. The direction in which the arrow shown by diagram A points may be varied; 2. The arrow must be white when placed on a blue or black background part of the sign
2	Symbol: Restaurant		1, 2, 3	The symbol must be white when placed on a blue or black background part of the sign
3	Symbol: Light refreshment facilities		1, 2, 3	The symbol must be white when placed on a blue or black background part of the sign
4	Symbol: Picnic area with a minimum of ten tables, each with seating for six persons		1, 2, 3	The symbol must be white when placed on a blue or black background part of the sign
5	Symbol: Overnight accommodation		1, 2, 3	1. The symbol must be reversed when incorporated on a sign with a right pointing arrow; 2. The symbol must be white when placed on a blue or black background part of the sign
6	Symbol: Tourist Information Centre or Point		1, 2, 3	1. The symbol must be white when placed on a blue or black background part of the sign;


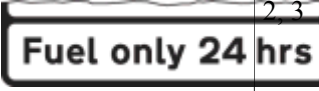
Status: This is the original version (as it was originally made). This item of legislation is currently only available in its original format.

(1)	(2)	(3)	(4)	(5)
	ItemDescription	Diagram	Part 22 diagram A item number	Variants and supplementary information
				2. The background colour of the symbol must be the same as the background of the sign on which it is incorporated
7	Symbol: LPG fuel		1, 2, 3	1. The symbol must be white when placed on a blue or black background part of the sign; 2. The background colour of the symbol must be the same as the background of the sign on which it is incorporated
8	Symbol: Fuel		1, 2, 3	1. The symbol must not be used in combination with the unleaded petrol symbol shown in item 9; 2. The symbol must be white when placed on a blue or black background part of the sign
9	Symbol: Unleaded petrol		1	1. The word "Petrol" must always be used in combination with and placed to the left of the symbol; 2. The price of unleaded petrol in pence must be shown to the right of the symbol, followed by the letter "p"; 3. The figures indicating the price of unleaded petrol may be displayed, in any appropriate style, as variable legends in white characters on the blue background of the sign or displayed as variable legends in white or yellow characters on a black background; 4. The symbol must not be used in combination with the fuel symbol shown in item 8
10	Symbol: Facilities for recharging electric vehicles		1, 2	The black patch must be omitted when the symbol is placed on a blue background, in which case the size of the car and plug symbol must be

Status: This is the original version (as it was originally made). This item of legislation is currently only available in its original format.

(1)	(2) ItemDescription	(3) Diagram	(4) Part 22 diagram A item number	(5) Variants and supplementary information
				increased proportionally to a height of 14 stroke widths
11	Symbol: Corporate identifier (more than one identifier may be shown on a sign)		1, 3	<p>1. The corporate identifier must be a logo of appropriate colours and design, contained within the white border of the square symbol;</p> <p>2. The background of the symbol within the border may be of any colour appropriate to the logo;</p> <p>3. The background colour on which the symbol is placed must be black on the sign provided for at item 3 of the sign table in Part 22</p>
12	Symbol: Facilities provided only for vehicles other than heavy goods vehicles		2	The symbol must be reversed when incorporated on a sign with a right pointing arrow
13	Symbol: Facilities provided only for heavy goods vehicles (truckstop)		3	<p>1. The symbol may be reversed;</p> <p>2. "Lorries only" may be added below the lorry symbol</p>
14	Panel: Name of operator (at the top of the sign)		1, 3	<p>1. The name of the operator may be varied, may be in any style of lettering and may include a logo;</p> <p>2. The legend, logo, background and border may be in any contrasting colours;</p> <p>3. The border may be omitted</p>
15	Panel: Name of operator (at the top of the sign)		1, 3	<p>1. The name of the operator may be varied, may be in any style of lettering and may include a logo;</p> <p>2. The legend, logo and background may be in any contrasting colours;</p>

Status: This is the original version (as it was originally made). This item of legislation is currently only available in its original format.

(1)	(2) <i>ItemDescription</i>	(3) <i>Diagram</i>	(4) <i>Part 22 diagram A item number</i>	(5) <i>Variants and supplementary information</i>
				3. A white border may be added to the inside edge of the panel, to ensure adequate contrast between the panel and the background of the sign
16	Panel: Services not open for 24 hours (within the sign)		2, 3 = 4	The panel must have white letters on a black background with a white border when incorporated in diagram A at item 3 of the sign table in Part 22
17	Panel: Fuel only available 24 hours a day (at the bottom of the sign)		2, 3 = 4	The panel must have white letters on a black background with a white border when incorporated in diagram A at item 3 of the sign table in Part 22