

**Status:** This is the original version (as it was originally made). This item of legislation is currently only available in its original format.

SCHEDULE 1

Regulation 5(11)

Amended forms for use at a mayoral election not taken together with another election or referendum

*Form 3 Ballot paper (two candidates)*

*Front of ballot paper*

**Election of the Mayor for *(insert name of authority)***

Vote  for **one** candidate only

**BASWRA, Paresh**

2 The Cottages, Anytown XY8 9JG

Cream Party

Cream  
Party  
emblem

**CRANLEY, Alana**

4 The Walk, Anytown XY9 5JJ

Purple Party

Purple  
Party  
emblem

*Back of ballot paper*

Number

Other unique identifying mark

Election of the Mayor for *[insert name of authority]*

on.....20....

**Status:** This is the original version (as it was originally made). This item of legislation is currently only available in its original format.

#### Directions as to printing the ballot paper



1. Nothing is to be printed on the ballot paper except in accordance with these directions.
2. So far as is practicable, the arrangements set out in paragraphs 3 to 5 must be observed in the printing of the ballot paper.
3. No word may be printed on the face except:
  - a. the heading "Election of the Mayor for ....."
  - b. within that heading, the name of the local authority
  - c. the direction "Vote [X] for one candidate only"
  - d. the particulars of the candidates and words forming part of emblems mentioned at paragraphs 6 and 7 below.
4. No rule may be printed on the face except:
  - a. as part of a box around the direction mentioned in paragraph 3b
  - b. the horizontal rule separating the direction mentioned in paragraph 3b from the particulars of the candidates
  - c. the horizontal rules separating the particulars of the candidates from one another
  - d. a final horizontal rule at the foot of the ballot paper
  - e. as part of the boxes on the right-hand side of the ballot paper where the vote is to be marked.
5. The space between the horizontal rules mentioned in paragraphs 4b and 4d is to be equally divided between each of the candidates by the horizontal rules mentioned in paragraph 4c.
6. The surname of each candidate is to be printed in large bold capitals, with their forename(s) and other particulars set out in ordinary type, except that small capitals are to be used:
  - a. if the surname is the same as another candidate's, for their forename(s)
  - b. if the forename(s) are also the same as the other candidate's, either for their home address or for their description unless each of them is the same as that of another candidate with the same surname and forename(s).
7. Where an emblem is to be printed against a candidate's particulars:
  - a. it is to be printed along the horizontal rule to the right of the candidate's particulars and to the left of the box where the vote is to be marked
  - b. its size as printed must not exceed two centimetres square.
8. The number and other unique identifying mark must be printed on the back of the ballot paper.

**Status:** This is the original version (as it was originally made). This item of legislation is currently only available in its original format.

*Form 4 Ballot paper (three or more candidates)  
Front of ballot paper*

**Election of the Mayor for (insert name of authority)**

Vote once  in column 1 for your first choice, and  
Vote once  in column 2 for your second choice

	Column 1 first choice	Column 2 second choice
<b>BASWRA, Paresh</b> 2 The Cottages, Anytown XY8 9JG Liberal Democrat 	<input type="checkbox"/>	<input type="checkbox"/>
<b>CRANLEY, Alana</b> 4 The Walk, Anytown XY9 5JJ Green Party 	<input type="checkbox"/>	<input type="checkbox"/>
<b>EDGBASTON, Richard</b> 6 The Heath, Anytown XY4 0BH The Common Good Party	<input type="checkbox"/>	<input type="checkbox"/>
<b>GUNNIL-WALKER, Roger</b> 33 The Lane, Anytown XY6 3GD The Labour Party Candidate 	<input type="checkbox"/>	<input type="checkbox"/>
<b>SMITH, CATHERINE ANGELINA</b> 21 The Grove, Anytown XY2 5JP Independent	<input type="checkbox"/>	<input type="checkbox"/>
<b>SMITH, KEITH JAMES</b> 3 The Road, Anytown XY3 4JN The Conservative Party Candidate 	<input type="checkbox"/>	<input type="checkbox"/>

*Back of ballot paper*

Number

**Status:** This is the original version (as it was originally made). This item of legislation is currently only available in its original format.

Other unique identifying mark

Election of the Mayor for [*insert name of authority*]

on.....20....

#### Directions as to printing the ballot paper

1. Nothing is to be printed on the ballot paper except in accordance with these directions.
2. So far as is practicable, the arrangements set out in paragraphs 3 to 6 must be observed in the printing of the ballot paper.
3. No word may be printed on the face except:
  - a. the heading "Election of the Mayor for ....."
  - b. within that heading, the name of the local authority
  - c. the direction "Vote once [X] in column 1 for your first choice, and Vote once [X] in column 2 for your second choice"
  - d. the indicators "Column 1 first choice" and "Column 2 second choice"
  - e. the particulars of the candidates and words forming part of emblems mentioned at paragraphs 7 and 8 below.
4. No rule may be printed on the face except:
  - a. as part of a box around the direction mentioned in paragraph 3b
  - b. the horizontal rule separating the direction mentioned in paragraph 3b from the particulars of the candidates
  - c. the horizontal rules separating the particulars of the candidates from one another
  - d. a final horizontal rule at the foot of the ballot paper
  - e. as part of the boxes in column 1 and column 2 on the right-hand side of the ballot paper where the vote is to be marked.
5. The space between the horizontal rules mentioned in paragraphs 4b and 4d is to be equally divided between each of the candidates by the horizontal rules mentioned in paragraph 4c.
6. The boxes in columns 1 and 2 mentioned in paragraph 4e must each be bordered by a shaded area no more than 0.4 cm thick at the outside edge. Each shaded area must include an embedded arrow pointing downwards from the top of the column underneath the indicators mentioned at paragraph 3c and above the top boxes referred to in paragraph 4e.
7. The surname of each candidate is to be printed in large bold capitals, with their forename(s) and other particulars set out in ordinary type, except that small capitals are to be used:
  - a. if the surname is the same as another candidate's, for their forename(s)
  - b. if the forename(s) are also the same as the other candidate's, either for their home address or for their description unless each of them is the same as that of another candidate with the same surname and forename(s).
8. Where an emblem is to be printed against a candidate's particulars:
  - a. it is to be printed along the horizontal rule to the right of the candidate's particulars and to the left of the box in column 1
  - b. its size as printed must not exceed two centimetres square.
9. The number and other unique identifying mark must be printed on the back of the ballot paper.

**Status:** This is the original version (as it was originally made). This item of legislation is currently only available in its original format.

Form 7 Postal voting statement

Front of statement

<b>Postal voting statement</b>	[Space for barcode]												
<b>Election of the Mayor for [insert name of authority]</b>													
Date of election [day] [date] [month] [year]													
<b>Important – you must fill in and return this postal voting statement with your completed ballot paper for it to be counted.</b>													
<b>Please read the instructions carefully and use a black pen.</b>													
* Name _____ Ballot paper number _____													
* Returning Officer to insert name but omit where sent to an anonymous elector													
(I) Check that the number on the back of your ballot paper matches the number shown above. If these do not match, call us <b>immediately</b> on (insert helpline number).													
<b>I am the person the ballot paper numbered above was sent to.</b>													
<b>My Date of Birth is:</b>	<table border="1"><tr><td><input type="text"/></td><td><input type="text"/></td><td><input type="text"/></td><td><input type="text"/></td><td><input type="text"/></td><td><input type="text"/></td></tr><tr><td>Day</td><td>Month</td><td colspan="4">Year</td></tr></table>	<input type="text"/>	<input type="text"/>	<input type="text"/>	<input type="text"/>	<input type="text"/>	<input type="text"/>	Day	Month	Year			
<input type="text"/>	<input type="text"/>	<input type="text"/>	<input type="text"/>	<input type="text"/>	<input type="text"/>								
Day	Month	Year											
<b>* My Signature is: (You must sign inside the box)</b>	<div style="border: 1px solid black; height: 60px; width: 100%;"></div>												
* Returning Officer to omit box where the elector has been granted a waiver													
We will check this information against our records for security.													
It is an offence to vote using a ballot paper that was not sent for your use or interfere with another voter's ballot paper. It is an offence to vote more than once (unless you are appointed as a proxy) at the same election.													
Returning Officer to add pictorial guidance as appropriate.													

*Status: This is the original version (as it was originally made). This item of legislation is currently only available in its original format.*

*Back of statement*

**📞 Instructions for voting by post**

**Please read through carefully. If you need help, please call us on *[insert helpline number]***

1. For your vote to be counted, you must fill in and return this postal voting statement with your ballot paper.
2. Make sure you have filled in the **date of birth *\*[and signature]* box[es]** on this postal voting statement.  
*\*Returning Officer to delete where elector is granted a waiver.*
3. **\*\*[Vote for only one candidate by putting a cross  in the box next to your choice.]**  
**\*\*[Vote by putting a cross  in the box**  
    In column 1 next to your first choice candidate  
    In column 2 next to your second choice candidate  
    Your first and second choices should be different.]  
*\*\*Returning Officer to amend as appropriate*
4. Do not mark the ballot paper in any other way or your vote may not count.
5. We must get your postal vote by **10pm on *[day] [date of poll]***. If you miss the post, you can hand it in at our office or at any polling station in the electoral area before **10pm on *[day] [date of poll]***.
6. After receiving this postal vote, you cannot vote in person at a polling station in this election.

**📞 Getting help**

- If you need help to vote, you can ask someone you know or get independent help by calling the helpline on *[insert helpline number]*. The person helping you must not tell anyone how you voted.
- Please call the helpline if you require copies of this form or guidance in Braille or languages other than English.
- If you make a mistake, or lose your postal ballot paper or this statement, you can get a replacement. Call us immediately as **we can only issue a replacement before 5pm on *[day] [date] [month]***.  
If you apply after **5pm on *[day before poll]*** we can only issue a replacement if you return this ballot pack by hand.

**Electoral fraud is a crime. It is an offence to vote more than once in this election unless you are voting on your own behalf and as a proxy for another person.**

---

The Returning Officer issued this statement.

*Returning Officer to add pictorial guidance as appropriate.*

**Status:** This is the original version (as it was originally made). This item of legislation is currently only available in its original format.

## Form 8 Official poll card

### Front of card

<b>Poll card</b>
Election of the Mayor for <i>[insert name of authority]</i>
Date of election <i>[day] [date] [month] [year]</i>

<b>Voting information</b>	
Polling day	
Voting hours	
Your polling station will be	

<b>Your details:</b> * <i>[Elector's name and qualifying address details here]</i> * <i>Returning Officer to omit where poll card sent to an anonymous elector. Poll card to an anonymous elector must be delivered in a sealed envelope</i> <b>Number on register:</b>
--

\*\* [You do not need to take this card with you in order to vote.]  
\*\* [You must have this card with you. You cannot vote without it.]  
\*\* *If anonymous elector omit the words in the first set of brackets, if not omit the words in the second set of brackets.*  
*[insert helpline and other details including website].*

**Please turn over**

### Back of card

<i>This space for map or other information such as helpline and website details</i>
---

**It is an offence to:**

- vote more than once at this election, unless you are voting on your own behalf and as a proxy for another person
- vote as a proxy at this election for more than two people, unless you are their spouse, civil partner, parent, grandparent, brother, sister, child or grandchild
- vote as a proxy for someone if you know that by law they are not allowed to vote

<b>📞 If you need any help or to find out if your polling station is accessible, please contact us.</b> <i>[Returning Officer to add contact details including website if appropriate]</i>
--

**If undelivered return to:**  
*[insert return address]*

<b>If you are away or cannot go to the polling station on <i>[day] [date of poll]</i> you can do one of the following:</b> <ul style="list-style-type: none"><li>• Apply to vote by post. Completed applications must reach us <b>before 5pm on <i>[day] [date of deadline]</i></b>. If you are given a postal vote, you will not be able to vote in person at this election.</li></ul> <b>OR</b> <ul style="list-style-type: none"><li>• Apply to vote by proxy (this means someone else can vote on your behalf). Completed applications must reach us <b>before 5pm on <i>[day] [date of deadline]</i></b>. If you appoint a proxy, you can vote if you wish, but only if your proxy has not already voted on your behalf and has not got a postal vote for you.</li></ul>
---

<b>If after 5pm on <i>[the sixth day before the date of the poll]</i> you are unable to vote in person because you:</b> <ul style="list-style-type: none"><li>• Have a medical emergency</li><li>• Learn you cannot go to the polling station because of work reasons</li></ul> You can apply to vote by proxy. Completed applications must reach us <b>before 5pm on <i>[day] [date of deadline]</i></b> . To find out how to apply, call the helpline immediately.
--

The Returning Officer issued this card.

Status: This is the original version (as it was originally made). This item of legislation is currently only available in its original format.

Form 9 Official postal poll card  
Front of card

<b>Postal poll card</b>
Election of Mayor for the <i>[insert name of authority]</i>
Date of election <i>[day] [date] [month] [year]</i>

<b>Voting information</b>
We will send your postal vote around <i>[day] [date] [ month] [year]</i> <i>*[addressed to:]</i>
<i>*[Elector's name and address]</i>

<b>Your details:</b>
<i>* [Elector's name and qualifying address details here]</i>
<i>* Returning Officer to omit in both places where poll card sent to an anonymous elector. Poll card to an anonymous elector must be delivered in a sealed envelope</i>
<b>Number on register:</b>

- Your postal vote**
- You will receive a postal vote for this election because you asked to vote by post.
  - You will not be able to vote in a polling station.
  - If you have not received your postal vote by *[day] [date] [month]* call *[insert helpline number]*.

Please turn over

Back of card

<b>How to vote</b>
1. When you receive your postal vote, read the instructions carefully.
2. Your postal vote includes your ballot paper and a postal voting statement.
3. Complete both of these and return them immediately.
4. We need to receive your postal vote by <b>10pm on <i>[day/date of poll]</i></b>

- 📞 If you need information in another format, please call our helpline below.**
- 📞 If you need help to vote, you can ask someone you know or get independent help by calling our helpline:**

*[Insert helpline and other details including website]*

<b>If you lose your postal vote or make a mistake</b>
• Please phone the helpline immediately.
• We can only issue a replacement postal vote <b>before 5pm on <i>[day/date of deadline]</i></b> .
If you would rather vote in person, or ask someone else to vote on your behalf, you must cancel your postal vote <b>before 5pm on <i>[day/date of deadline]</i></b> . For more information, please call the helpline.

<b>It is an offence to:</b>
• vote using a ballot paper that was not sent for your use or interfere with another voter's ballot paper
• vote more than once at this election, unless you are voting on your own behalf and as a proxy for another person
• vote as a proxy at this election for more than two people, unless you are their spouse, civil partner, parent, grandparent, brother, sister, child or grandchild
• vote as a proxy for someone if you know that by law they are not allowed to vote

The Returning Officer issued this card.  
If undelivered return to *[insert return address]*



**Status:** This is the original version (as it was originally made). This item of legislation is currently only available in its original format.

Form 10 Official proxy poll card  
Front of card

<b>Proxy poll card</b>
Election of the Mayor for <i>[insert name of authority]</i>
Date of election <i>[day] [date] [ month] [year]</i>

<b>Voting information</b>	
Polling day	
Voting hours	
Your polling station will be	

Please turn over

<p><b>Your details:</b></p> <p>* <i>[Proxy's name and qualifying address details here]</i></p> <p>* <i>Returning Officer to omit where poll card sent to the proxy of an anonymous elector. Poll card to proxy of an anonymous elector must be delivered in a sealed envelope.</i></p>
--

**You will receive a proxy vote**

\*\* *[The person named on the back of this card] [Another person] has appointed you as a proxy to vote on their behalf at this election.*

\*\* *[You do not need to take this card with you to vote.] [You must have this card with you when you vote. You cannot vote as a proxy without it.]*

\*\* *[If sent to the proxy of an anonymous elector omit the words in each of the first sets of brackets, if not omit the words in each of the second sets of brackets.*

*[insert helpline and other details including website].*

Back of card

For this election you are proxy for:

\* *[Elector's name]*  
*[Elector's address]*  
*[Elector's number on register]*  
 [the person with this elector number: *(insert elector's number on register)*]

\* *if anonymous elector omit the words in the first set of square brackets, if not omit the words in the second set of square brackets*

The person you are proxy for can vote themselves if they wish – but only if you have not already voted on their behalf.
---

This space for map or other information such as helpline and website details
--

<p><b>📞</b> If you need any help or to find out if your polling station is accessible, please contact us.  <i>[Returning Officer to add contact details including website if appropriate]</i></p>
---

<p><b>How to vote as a proxy</b></p> <p>1. * <i>[At the polling station, tell the staff that you are a proxy for the person named above. They will give you that person's ballot paper.] [At the polling station, ask to speak to the presiding officer and show them this card. They will give you the ballot paper of the person you are proxy for.]</i>              * <i>if anonymous elector omit the words in the first set of square brackets, if not omit the words in the second set of square brackets</i></p> <p>2. Go to one of the voting booths.</p> <p>3. Follow the instructions on how to mark the ballot paper.</p> <p>4. Fold the ballot paper and put in the ballot box</p> <p><b>if you need any help, just ask the staff.</b></p>
---

<p><b>If you are away or cannot go to the polling station on <i>[day] [date of poll]</i></b></p> <ul style="list-style-type: none"> <li>You can apply to vote by post. The deadline for completed applications is 5pm on <i>[day] [date of deadline]</i>.</li> <li>If you are given a postal vote, you or the person you are proxy for will not be able to vote in person at this election.</li> <li>To find out how to apply, please call us on <i>[insert helpline number or other contact details]</i>.</li> </ul>
---

**It is an offence to:**

- vote more than once at this election, unless you are voting on your own behalf and as a proxy for another person
- vote as a proxy at this election for more than two people, unless you are their spouse, civil partner, parent, grandparent, brother, sister, child or grandchild
- vote as a proxy for someone if you know that by law they are not allowed to vote

The Returning Officer issued this card.

If undelivered return to  
*[insert return address]*

*Status: This is the original version (as it was originally made). This item of legislation is currently only available in its original format.*

Form 11 Official proxy postal poll card  
Front of card

<b>Proxy postal poll card</b>
Election of Mayor for <i>[insert name of authority]</i>
Date of election <i>[day] [date] [month] [year]</i>

<b>Voting information</b>
We will send your postal vote around <i>[day] [date] [month] [year]</i> * <i>[addressed to:]</i>
<p>* <i>[Proxy's name and qualifying address details here]</i></p> <p>* <i>Returning Officer to omit where poll card sent to the proxy of an anonymous elector. Poll card to proxy of an anonymous elector must be delivered in a sealed envelope.</i></p>

**Voting as a proxy**

\*\* [The person named on the back of this card] [Another person] has appointed you as a proxy to vote on their behalf at this election.

\*\* *If sent to the proxy of an anonymous elector omit the words in the first set of brackets, if not omit the words in the second set of brackets.*

**Your postal vote**

- You will receive a postal vote for this election because you asked to vote by post.
- You will not be able to vote as a proxy in a polling station.
- **If you have not received your postal vote by *[day] [date] [month]* call *[insert helpline number]*.**

Please turn over

Back of card

For this election you are proxy for:

\* *[(Elector's name)  
(Elector's address)  
(Elector's number on register)]*

*[the person with this elector number: (insert elector's number on register)]*

\* *If anonymous elector omit the words in the first set of square brackets, if not omit the words in the second set of square brackets*

**How to vote**

1. When you receive your postal vote, read the instructions carefully.
2. Your postal vote includes your ballot paper and a postal voting statement.
3. Complete both of these and return them immediately.
4. We need to receive your postal vote by **10pm on *[day/date of poll]***

**i** **If you need information in another format, please call our helpline below.**

**i** **If you need help to vote, you can ask someone you know or get independent help by calling our helpline:**

*[insert helpline or other details including website]*

**If you lose your postal vote or make a mistake**

- Please phone the helpline immediately.
- We can only issue a replacement postal vote before **5pm on *[day/date of deadline]***.

If you would rather vote in person, you must cancel your postal vote before **5pm on *[day/date of deadline]***. For more information, please call the helpline.

**It is an offence to:**

- vote using a ballot paper that was not sent for your use or interfere with another voter's ballot paper
- vote more than once at this election, unless you are voting on your own behalf and as a proxy for another person
- vote as a proxy at this election for more than two people, unless you are their spouse, civil partner, parent, grandparent, brother, sister, child or grandchild
- vote as a proxy for someone if you know that by law they are not allowed to vote

The Returning Officer issued this card.

If undelivered return to  
*[insert return address]*

**Status:** This is the original version (as it was originally made). This item of legislation is currently only available in its original format.

Form 12 Directions for the guidance of voters

## How to vote at this election

1

Go to the desk and tell the staff your name and address.  
They will give you your ballot paper.



2

Take your ballot paper to a voting booth.



3

Read the instructions in the booth and mark your ballot paper.



4

When you have marked your ballot paper, fold it so that nobody can see how you have voted.



5

Put your folded ballot paper into the ballot box.



**(!) Voting is secret. Do not let anyone see how you have voted.**  
**🗣️ If you make a mistake or need some help, just ask the staff.**

**Status:** This is the original version (as it was originally made). This item of legislation is currently only available in its original format.

*Form 13 Certificate of employment*

<b>Certificate of Employment</b>
<b>Election of the Mayor for [insert name of authority]</b>
*Election in the *County/District/County borough/London borough of [insert name of electoral area] *Delete as appropriate
Date of election (day) (date) (month) (year)
The person named below is entitled to vote at any polling station in the above electoral area on production and surrender of this certificate to the Presiding Officer.
<p>I certify that _____ (name of elector)</p> <p>who is numbered* _____ in the register of electors for the electoral area named above, cannot reasonably be expected to go in person to the polling station allotted to them at this election by reason of his/her employment on the above date for a purpose connected with this election:</p> <ul style="list-style-type: none"> <li>- as a constable**</li> <li>- as a Police Community Support Officer**</li> <li>- by me (Only applies to Returning Officer's staff)**</li> </ul> <p>Signature _____ Returning Officer/Police Officer (Inspector or above)**</p> <p>Date _____</p> <p>* The elector's number can be found on the poll card which was sent to them shortly after the election was announced, or can be checked by contacting the Electoral Registration Officer. ** Person completing the form to delete whichever does not apply.</p>

**Status:** This is the original version (as it was originally made). This item of legislation is currently only available in its original format.

Form 14 Declaration to be made by the companions of a voter with disabilities  
Front of declaration

<b>Declaration for the companion of a voter with disabilities</b>	
<b>Election of the Mayor for [insert name of authority]</b>	
Date of election [day] [date] [month] [year]	
A voter with disabilities is a voter who has made a declaration that he or she is so incapacitated by his or her blindness or other disability, or by his or her inability to read, as to be unable to vote at this election without assistance. In this form, "voter" means the person casting the vote at the election and includes a person voting as a proxy.	
<b>Part 1 To be completed by the voter's companion</b>	
Companion's name	
Companion's address	
Voter's name	
[Only for use if the disabled voter is acting as a proxy] Voter is acting as proxy for:	
Elector's number [If the disabled voter is acting as a proxy, this is the number of the person for whom the voter is acting]	
<p><b>I have been requested to assist the voter named above to record their vote at this election. I declare that:</b></p> <p><b>(1)</b></p> <ul style="list-style-type: none"> <li>• I am entitled to vote as an elector at this election</li> </ul> <p><b>or</b></p> <ul style="list-style-type: none"> <li>• I am the *spouse/*civil partner/*parent/*brother/*sister/*child of the voter with disabilities and am 18 years of age or over</li> </ul> <p style="text-align: center;">*Please delete whichever does not apply</p> <p><b>AND</b></p> <p><b>(2)</b></p> <ul style="list-style-type: none"> <li>• I have not previously assisted more than one voter with disabilities at this election.</li> </ul> <p>If I have assisted one other voter their name and address is:</p>	
[Complete if appropriate] Name and address of other person assisted	

**Status:** This is the original version (as it was originally made). This item of legislation is currently only available in its original format.

*Back of declaration*

<b>NOTE – It is a criminal offence to knowingly make a false statement in this form.</b>			
Companion's signature		Date	
<b>Part 2 To be completed by the Presiding Officer</b>			
I, the undersigned, being the Presiding Officer for:			
Polling station		Electoral area of	
Hereby certify that the above declaration was signed in my presence.		Presiding Officer signature	
Date		Time (exact)	

SCHEDULE 2

Regulation 7(12)

Amended forms for use at a mayoral election when combined with another election or referendum

*Form 3 Ballot paper (two candidates)*

*Front of ballot paper*

**Election of the Mayor for *(insert name of authority)***

Vote  for **one** candidate only

**BASWRA, Paresh**

2 The Cottages, Anytown XY8 9JG

Cream Party

Cream  
Party  
emblem

**CRANLEY, Alana**

4 The Walk, Anytown XY9 5JJ

Purple Party

Purple  
Party  
emblem

*Back of ballot paper*

Number

Other unique identifying mark

Election of the Mayor for [*insert name of authority*]

on.....20....

**Status:** This is the original version (as it was originally made). This item of legislation is currently only available in its original format.

#### Directions for printing the ballot paper

1. Nothing is to be printed on the ballot paper except in accordance with these directions.
2. So far as is practicable, the arrangements set out in paragraphs 3 to 5 must be observed in the printing of the ballot paper.
3. No word may be printed on the face except:
  - a. the heading "Election of the Mayor for ....."
  - b. within that heading, the name of the local authority
  - c. the direction "Vote [X] for one candidate only"
  - d. the particulars of the candidates and words forming part of emblems mentioned at paragraphs 6 and 7 below.
4. No rule may be printed on the face except:
  - a. as part of a box around the direction mentioned in paragraph 3b
  - b. the horizontal rule separating the direction mentioned in paragraph 3b from the particulars of the candidates
  - c. the horizontal rules separating the particulars of the candidates from one another
  - d. a final horizontal rule at the foot of the ballot paper
  - e. as part of the boxes on the right-hand side of the ballot paper where the vote is to be marked.
5. The space between the horizontal rules mentioned in paragraphs 4b and 4d is to be equally divided between each of the candidates by the horizontal rules mentioned in paragraph 4c.
6. The surname of each candidate is to be printed in large bold capitals, with their forename(s) and other particulars set out in ordinary type, except that small capitals are to be used:
  - a. if the surname is the same as another candidate's, for their forename(s)
  - b. if the forename(s) are also the same as the other candidate's, either for their home address or for their description unless each of them is the same as that of another candidate with the same surname and forename(s).
7. Where an emblem is to be printed against a candidate's particulars:
  - a. it is to be printed along the horizontal rule to the right of the candidate's particulars and to the left of the box where the vote is to be marked
  - b. its size as printed must not exceed two centimetres square.
8. The number and other unique identifying mark must be printed on the back of the ballot paper.




**Status:** This is the original version (as it was originally made). This item of legislation is currently only available in its original format.

*Form 4 Ballot paper (three or more candidates)  
Front of ballot paper*

**Election of the Mayor for (insert name of authority)**

Vote once  in column 1 for your first choice, and  
Vote once  in column 2 for your second choice

	Column 1 first choice	Column 2 second choice
<b>BASWRA, Paresh</b> 2 The Cottages, Anytown XY8 9JG Liberal Democrat 	<input type="checkbox"/>	<input type="checkbox"/>
<b>CRANLEY, Alana</b> 4 The Walk, Anytown XY9 5JJ Green Party 	<input type="checkbox"/>	<input type="checkbox"/>
<b>EDGBASTON, Richard</b> 6 The Heath, Anytown XY4 0BH The Common Good Party	<input type="checkbox"/>	<input type="checkbox"/>
<b>GUNNIL-WALKER, Roger</b> 33 The Lane, Anytown XY6 3GD The Labour Party Candidate 	<input type="checkbox"/>	<input type="checkbox"/>
<b>SMITH, CATHERINE ANGELINA</b> 21 The Grove, Anytown XY2 5JP Independent	<input type="checkbox"/>	<input type="checkbox"/>
<b>SMITH, KEITH JAMES</b> 3 The Road, Anytown XY3 4JN The Conservative Party Candidate 	<input type="checkbox"/>	<input type="checkbox"/>

*Back of ballot paper*

Number

*Status: This is the original version (as it was originally made). This item of legislation is currently only available in its original format.*

Other unique identifying mark

Election of the Mayor for [*insert name of authority*]

on.....20....

#### Directions as to printing the ballot paper

1. Nothing is to be printed on the ballot paper except in accordance with these directions.
2. So far as is practicable, the arrangements set out in paragraphs 3 to 6 must be observed in the printing of the ballot paper.
3. No word may be printed on the face except:
  - a. the heading "Election of the Mayor for ....."
  - b. within that heading, the name of the local authority
  - c. the direction "Vote once [X] in column 1 for your first choice, and Vote once [X] in column 2 for your second choice"
  - d. the indicators "Column 1 first choice" and "Column 2 second choice"
  - e. the particulars of the candidates and words forming part of emblems mentioned at paragraphs 7 and 8 below.
4. No rule may be printed on the face except:
  - a. as part of a box around the direction mentioned in paragraph 3b
  - b. the horizontal rule separating the direction mentioned in paragraph 3b from the particulars of the candidates
  - c. the horizontal rules separating the particulars of the candidates from one another
  - d. a final horizontal rule at the foot of the ballot paper
  - e. as part of the boxes in column 1 and column 2 on the right-hand side of the ballot paper where the vote is to be marked.
5. The space between the horizontal rules mentioned in paragraphs 4b and 4d is to be equally divided between each of the candidates by the horizontal rules mentioned in paragraph 4c.
6. The boxes in columns 1 and 2 mentioned in paragraph 4e must each be bordered by a shaded area no more than 0.4 cm thick at the outside edge. Each shaded area must include an embedded arrow pointing downwards from the top of the column underneath the indicators mentioned at paragraph 3c and above the top boxes referred to in paragraph 4e.
7. The surname of each candidate is to be printed in large bold capitals, with their forename(s) and other particulars set out in ordinary type, except that small capitals are to be used:
  - a. if the surname is the same as another candidate's, for their forename(s)
  - b. if the forename(s) are also the same as the other candidate's, either for their home address or for their description unless each of them is the same as that of another candidate with the same surname and forename(s).
8. Where an emblem is to be printed against a candidate's particulars:
  - a. it is to be printed along the horizontal rule to the right of the candidate's particulars and to the left of the box in column 1
  - b. its size as printed must not exceed two centimetres square.
9. The number and other unique identifying mark must be printed on the back of the ballot paper.



**Status:** This is the original version (as it was originally made). This item of legislation is currently only available in its original format.

## Back of statement

### Instructions for voting by post

Please read through carefully. If you need help, please call us on *[insert helpline number]*

- For your votes to be counted, you must fill in and return this postal voting statement with **all** your ballot papers (listed below).
  - Make sure you have filled in the **date of birth** **\*[and signature] box(es)** on this postal voting statement.  
\*Returning Officer to delete where elector is granted a waiver.
  - \* **UK Parliamentary election** (*[insert colour] ballot paper*)
    - [Vote for **only one candidate** by putting a cross  in the box next to your choice.]
  - \* **[Local government election]/[Parish/Town council election]** (*[insert colour] ballot paper*)
    - [Vote for **only one candidate** by putting a cross  in the box next to your choice.]
    - [Vote for **no more than \_\_\_\_\_ candidates** by putting a cross  in the box next to **each** of your choices.]
  - \* **European Parliamentary election** (*[insert colour] ballot paper*)
    - [Vote **only once** by putting a cross  in the box next to your choice.]
  - \* **London Assembly constituency members election** (*[insert colour] ballot paper*)
    - [Vote for **only one candidate** by putting a cross  in the box next to your choice.]
  - \* **London Assembly London members election** (*[insert colour] ballot paper*)
    - [Vote **only once** by putting a cross  in the box next to your choice.]
  - \* **London Mayoral election** (*[insert colour] ballot paper*)
    - [Vote for **only one candidate** by putting a cross  in the box next to your choice.]
    - [Vote by putting a cross  in the box  
In column 1 next to your first choice candidate  
In column 2 next to your second choice candidate  
Your first and second choices should be different.]
  - \* **Election of the Mayor for** *[insert name of authority]* (*[insert colour] ballot paper*)
    - [Vote for **only one candidate** by putting a cross  in the box next to your choice.]
    - [Vote by putting a cross  in the box  
In column 1 next to your first choice candidate  
In column 2 next to your second choice candidate  
Your first and second choices should be different.]
  - \* **[Specify other] election/referendum** (*[insert colour] ballot paper*)
    - [Specify voting instructions in accordance with the legislation governing the election or referendum]
    - \* Relevant Returning or Counting Officer to add/amend as appropriate.
- (!) Do not mark the ballot papers in any other way or your votes may not count.
- (!) We must get your postal vote by **10pm on [day] [date of poll]**. If you miss the post, you can hand it in at our office or at any polling station in the \_\_\_\_\_ area before **10pm on [day] [date of poll]**.
- (!) After receiving this postal vote, you cannot vote in person at a polling station in [this] [these] election(s) [and referendum(s)].

### Getting help

- If you need help to vote, you can ask someone you know or get independent help by calling the helpline on *[insert helpline number]*. The person helping you must not tell anyone how you voted.
- Please call the helpline if you require copies of this form or guidance in Braille or languages other than English.
- If you make a mistake, or lose your postal ballot papers or this statement, you can get a replacement. Call us immediately as **we can only issue a replacement before 5pm on [day] [date] [month]**. If you apply after **5pm on [day before poll]** we can only issue a replacement if you return this ballot pack by hand.

Electoral fraud is a crime. It is an offence to vote more than once at the same election [or referendum] (unless you are voting on your own behalf and as a proxy for another person).

The [Returning / Counting] Officer issued this statement.  
Relevant Returning or Counting Officer to add pictorial guidance as appropriate.

**Status:** This is the original version (as it was originally made). This item of legislation is currently only available in its original format.

Form 7(2) Postal voting statement (for use when a mayoral election is combined with another poll but the postal ballot papers are not combined)

Front of statement

<b>Postal voting statement</b>	[Space for barcode]
<b>Election of the Mayor for [insert name of authority]</b>	
Date of election [day] [date] [month] [year]	
<b>Important – you must fill in and return this postal voting statement with your completed ballot paper for it to be counted.</b>	
<b>Please read the instructions carefully and use a black pen.</b>	
* Name _____ Ballot paper number _____	
* Returning Officer to insert name but omit where sent to an anonymous elector	
(I) Check that the number on the back of your ballot paper matches the number shown above. If these do not match, call us <b>immediately</b> on (insert helpline number).	
<b>I am the person the ballot paper numbered above was sent to.</b>	
<b>My Date of Birth is:</b>	<input type="text"/> <input type="text"/> <input type="text"/> <input type="text"/> <input type="text"/> <input type="text"/> <input type="text"/> <input type="text"/> <input type="text"/> <input type="text"/> <input type="text"/> <input type="text"/>
	Day Month Year
<b>* My Signature is: (You must sign inside the box)</b>	<input type="text"/>
* Returning Officer to omit box where the elector has been granted a waiver	
We will check this information against our records for security.	
It is an offence to vote using a ballot paper that was not sent for your use or interfere with another voter's ballot paper. It is an offence to vote more than once (unless you are appointed as a proxy) at the same election.	
Returning Officer to add pictorial guidance as appropriate.	

*Status: This is the original version (as it was originally made). This item of legislation is currently only available in its original format.*

*Back of statement*

**📞 Instructions for voting by post**

**Please read through carefully. If you need help, please call us on *[insert helpline number]***

- For your vote to be counted, you must fill in and return this postal voting statement with your ballot paper for the **election of the Mayor for *[insert name of authority]***.
- Make sure you have filled in the **date of birth *\*[and signature]* box[es]** on this postal voting statement.  
*\*Returning Officer to delete where elector is granted a waiver.*

**Election of the Mayor for *[insert name of authority]*  
*[insert colour]* ballot paper)**

- *\*[Vote for only one candidate by putting a cross  in the box next to your choice.]*
- *\*[Vote by putting a cross  in the box  
In column 1 next to your first choice candidate  
In column 2 next to your second choice candidate  
Your first and second choices should be different.]*  
*\*Returning Officer to amend as appropriate*
- Do not mark the ballot paper in any other way or your vote may not count.
- We must get your postal vote by **10pm on *[day]* *[date of poll]***. If you miss the post, you can hand it in at our office or at any polling station in the electoral area before **10pm on *[day]* *[date of poll]***.
- After receiving this postal vote, you cannot vote in person at a polling station in this election.

**📞 Getting help**

- If you need help to vote, you can ask someone you know or get independent help by calling the helpline on *[insert helpline number]*. The person helping you must not tell anyone how you voted.
- Please call the helpline if you require copies of this form or guidance in Braille or languages other than English.
- If you make a mistake, or lose your postal ballot paper or this statement, you can get a replacement. Call us immediately as **we can only issue a replacement before 5pm on *[day]* *[date]* *[month]***. If you apply after **5pm on *[day before poll]*** we can only issue a replacement if you return this ballot pack by hand.

**Electoral fraud is a crime. It is an offence to vote more than once in this election unless you are voting on your own behalf and as a proxy for another person.**

---

The Returning Officer issued this statement.  
*Returning Officer to add pictorial guidance as appropriate.*

**Status:** This is the original version (as it was originally made). This item of legislation is currently only available in its original format.

## Form 8 Official poll card

### Front of card

<b>Poll card</b>
Election of the Mayor for <i>[insert name of authority]</i>
Date of election <i>[day] [date] [month] [year]</i>

<b>Voting information</b>	
Polling day	
Voting hours	
Your polling station will be	

<p><b>Your details:</b></p> <p>* <i>[Elector's name and qualifying address details here]</i></p> <p>* <i>Returning Officer to omit where poll card sent to an anonymous elector. Poll card to an anonymous elector must be delivered in a sealed envelope</i></p> <p><b>Number on register:</b></p>
---

\*\* [You do not need to take this card with you in order to vote.]

\*\* [You must have this card with you. You cannot vote without it.]

\*\* *If anonymous elector omit the words in the first set of brackets, if not omit the words in the second set of brackets.*

*[insert helpline and other details including website].*

**Please turn over**

### Back of card

<p><i>This space for map or other information such as helpline and website details</i></p>
--

**It is an offence to:**

- vote more than once at this election, unless you are voting on your own behalf and as a proxy for another person
- vote as a proxy at this election for more than two people, unless you are their spouse, civil partner, parent, grandparent, brother, sister, child or grandchild
- vote as a proxy for someone if you know that by law they are not allowed to vote

**📞 If you need any help or to find out if your polling station is accessible, please contact us.**  
*[Returning Officer to add contact details including website if appropriate]*

**If undelivered return to:**  
*[insert return address]*

<p><b>If you are away or cannot go to the polling station on <i>[day] [date of poll]</i> you can do one of the following:</b></p> <ul style="list-style-type: none"> <li>• Apply to vote by post. Completed applications must reach us <b>before 5pm on <i>[day] [date of deadline]</i></b>. If you are given a postal vote, you will not be able to vote in person at this election.</li> </ul> <p>OR</p> <ul style="list-style-type: none"> <li>• Apply to vote by proxy (this means someone else can vote on your behalf). Completed applications must reach us <b>before 5pm on <i>[day] [date of deadline]</i></b>. If you appoint a proxy, you can vote if you wish, but only if your proxy has not already voted on your behalf and has not got a postal vote for you.</li> </ul>
--

<p><b>If after 5pm on <i>[the sixth day before the date of the poll]</i> you are unable to vote in person because you:</b></p> <ul style="list-style-type: none"> <li>• Have a medical emergency</li> <li>• Learn you cannot go to the polling station because of work reasons</li> </ul> <p>You can apply to vote by proxy. Completed applications must reach us <b>before 5pm on <i>[day] [date of deadline]</i></b>. To find out how to apply, call the helpline immediately.</p>
--

The Returning Officer issued this card.

**Status:** This is the original version (as it was originally made). This item of legislation is currently only available in its original format.

*Form 9 Official postal poll card*  
*Front of card*

<b>Postal poll card</b>
Election of Mayor for the <i>[insert name of authority]</i>
Date of election <i>[day] [date] [month] [year]</i>

<b>Voting information</b>
We will send your postal vote around <i>[day] [date] [ month] [year]</i> <i>*[addressed to:]</i>
<i>*[Elector's name and address]</i>

<p><b>Your details:</b></p> <p><i>* [Elector's name and qualifying address details here]</i></p> <p><i>* Returning Officer to omit in both places where poll card sent to an anonymous elector. Poll card to an anonymous elector must be delivered in a sealed envelope</i></p> <p><b>Number on register:</b></p>
--

- Your postal vote**
- You will receive a postal vote for this election because you asked to vote by post.
  - You will not be able to vote in a polling station.
  - If you have not received your postal vote by *[day] [date] [month]* call *[insert helpline number]*.

**Please turn over**

*Back of card*

<p><b>How to vote</b></p> <ol style="list-style-type: none"> <li>1. When you receive your postal vote, read the instructions carefully.</li> <li>2. Your postal vote includes your ballot paper and a postal voting statement.</li> <li>3. Complete both of these and return them immediately.</li> <li>4. We need to receive your postal vote by <b>10pm on <i>[day/date of poll]</i></b></li> </ol>
---

- 📞 If you need information in another format, please call our helpline below.**
- 📞 If you need help to vote, you can ask someone you know or get independent help by calling our helpline:**

*[Insert helpline and other details including website]*

<p><b>If you lose your postal vote or make a mistake</b></p> <ul style="list-style-type: none"> <li>• Please phone the helpline immediately.</li> <li>• We can only issue a replacement postal vote <b>before 5pm on <i>[day/date of deadline]</i></b>.</li> </ul> <p>If you would rather vote in person, or ask someone else to vote on your behalf, you must cancel your postal vote <b>before 5pm on <i>[day/date of deadline]</i></b>. For more information, please call the helpline.</p>
--

<p><b>It is an offence to:</b></p> <ul style="list-style-type: none"> <li>• vote using a ballot paper that was not sent for your use or interfere with another voter's ballot paper</li> <li>• vote more than once at this election, unless you are voting on your own behalf and as a proxy for another person</li> <li>• vote as a proxy at this election for more than two people, unless you are their spouse, civil partner, parent, grandparent, brother, sister, child or grandchild</li> <li>• vote as a proxy for someone if you know that by law they are not allowed to vote</li> </ul>
--

The Returning Officer issued this card.  
If undelivered return to *[insert return address]*



**Status:** This is the original version (as it was originally made). This item of legislation is currently only available in its original format.

## Form 10 Official proxy poll card

### Front of card

<b>Proxy poll card</b>
<b>Election of the Mayor for [insert name of authority]</b>
Date of election [day] [date] [ month] [year]

<b>Voting information</b>	
Polling day	
Voting hours	
Your polling station will be	

Please turn over

<p><b>Your details:</b></p> <p>* [Proxy's name and qualifying address details here]</p> <p>* Returning Officer to omit where poll card sent to the proxy of an anonymous elector. Poll card to proxy of an anonymous elector must be delivered in a sealed envelope.</p>
--

You will receive a proxy vote

\*\* [The person named on the back of this card] [Another person] has appointed you as a proxy to vote on their behalf at this election.

\*\* [You do not need to take this card with you to vote.] [You must have this card with you when you vote. You cannot vote as a proxy without it.]

\*\* If sent to the proxy of an anonymous elector omit the words in each of the first sets of brackets, if not omit the words in each of the second sets of brackets.

[insert helpline and other details including website].

### Back of card

For this election you are proxy for:

\* [(Elector's name)]

[(Elector's address)]

[(Elector's number on register)]

[the person with this elector number: (insert elector's number on register)]

\* if anonymous elector omit the words in the first set of square brackets, if not omit the words in the second set of square brackets

The person you are proxy for can vote themselves if they wish – but only if you have not already voted on their behalf.

This space for map or other information such as helpline and website details

**📞** If you need any help or to find out if your polling station is accessible, please contact us.  
[Returning Officer to add contact details including website if appropriate]

**How to vote as a proxy**

1. \* [At the polling station, tell the staff that you are a proxy for the person named above. They will give you that person's ballot paper.] [At the polling station, ask to speak to the presiding officer and show them this card. They will give you the ballot paper of the person you are proxy for.]  
\* if anonymous elector omit the words in the first set of square brackets, if not omit the words in the second set of square brackets

2. Go to one of the voting booths.

3. Follow the instructions on how to mark the ballot paper.

4. Fold the ballot paper and put in the ballot box

If you need any help, just ask the staff.

If you are away or cannot go to the polling station on [day] [date of poll]

● You can apply to vote by post. The deadline for completed applications is 5pm on [day] [date of deadline].

● If you are given a postal vote, you or the person you are proxy for will not be able to vote in person at this election.

● To find out how to apply, please call us on [insert helpline number or other contact details].

It is an offence to:

● vote more than once at this election, unless you are voting on your own behalf and as a proxy for another person

● vote as a proxy at this election for more than two people, unless you are their spouse, civil partner, parent, grandparent, brother, sister, child or grandchild

● vote as a proxy for someone if you know that by law they are not allowed to vote

The Returning Officer issued this card.

If undelivered return to  
[insert return address]

*Status: This is the original version (as it was originally made). This item of legislation is currently only available in its original format.*

Form 11 Official proxy postal poll card  
Front of card

<b>Proxy postal poll card</b>
Election of Mayor for <i>[insert name of authority]</i>
Date of election <i>[day] [date] [month] [year]</i>

<b>Voting information</b>
We will send your postal vote around <i>[day] [date] [month] [year]</i> * <i>[addressed to:]</i>
<p>* <i>[Proxy's name and qualifying address details here]</i></p> <p>* <i>Returning Officer to omit where poll card sent to the proxy of an anonymous elector. Poll card to proxy of an anonymous elector must be delivered in a sealed envelope.</i></p>

**Voting as a proxy**

\*\* [The person named on the back of this card] [Another person] has appointed you as a proxy to vote on their behalf at this election.

\*\* *If sent to the proxy of an anonymous elector omit the words in the first set of brackets, if not omit the words in the second set of brackets.*

**Your postal vote**

- You will receive a postal vote for this election because you asked to vote by post.
- You will not be able to vote as a proxy in a polling station.
- **If you have not received your postal vote by *[day] [date] [month]* call *[insert helpline number]*.**

Please turn over

Back of card

For this election you are proxy for:

\* *[(Elector's name)  
(Elector's address)  
(Elector's number on register)]*

*[the person with this elector number: (insert elector's number on register)]*

\* *If anonymous elector omit the words in the first set of square brackets, if not omit the words in the second set of square brackets*

**How to vote**

1. When you receive your postal vote, read the instructions carefully.
2. Your postal vote includes your ballot paper and a postal voting statement.
3. Complete both of these and return them immediately.
4. We need to receive your postal vote by **10pm on *[day/date of poll]***

**i** **If you need information in another format, please call our helpline below.**

**i** **If you need help to vote, you can ask someone you know or get independent help by calling our helpline:**

*[insert helpline or other details including website]*

**If you lose your postal vote or make a mistake**

- Please phone the helpline immediately.
- We can only issue a replacement postal vote before **5pm on *[day/date of deadline]***.

If you would rather vote in person, you must cancel your postal vote before **5pm on *[day/date of deadline]***. For more information, please call the helpline.

**It is an offence to:**

- vote using a ballot paper that was not sent for your use or interfere with another voter's ballot paper
- vote more than once at this election, unless you are voting on your own behalf and as a proxy for another person
- vote as a proxy at this election for more than two people, unless you are their spouse, civil partner, parent, grandparent, brother, sister, child or grandchild
- vote as a proxy for someone if you know that by law they are not allowed to vote

The Returning Officer issued this card.

If undelivered return to  
*[insert return address]*

**Status:** This is the original version (as it was originally made). This item of legislation is currently only available in its original format.

*Form 12 Directions for the guidance of voters*

## How to vote at this election

1

Go to the desk and tell the staff your name and address.  
They will give you your ballot paper.



2

Take your ballot paper to a voting booth.



3

Read the instructions in the booth and mark your ballot paper.



4

When you have marked your ballot paper, fold it so that nobody can see how you have voted.



5

Put your folded ballot paper into the ballot box.



**(!) Voting is secret. Do not let anyone see how you have voted.**  
**🗣️ If you make a mistake or need some help, just ask the staff.**

**Status:** This is the original version (as it was originally made). This item of legislation is currently only available in its original format.

*Form 13 Certificate of employment*

<b>Certificate of Employment</b>
<b>Election of the Mayor for [insert name of authority]</b>
*Election in the *County/District/County borough/London borough of [insert name of electoral area] *Delete as appropriate
Date of election (day) (date) (month) (year)
The person named below is entitled to vote at any polling station in the above electoral area on production and surrender of this certificate to the Presiding Officer.
I certify that _____ (name of elector) who is numbered* _____ in the register of electors for the electoral area named above, cannot reasonably be expected to go in person to the polling station allotted to them at this election by reason of his/her employment on the above date for a purpose connected with this election: – as a constable** – as a Police Community Support Officer** – by me (Only applies to Returning Officer's staff)**  Signature _____ Returning Officer/Police Officer (Inspector or above)**  Date _____
* The elector's number can be found on the poll card which was sent to them shortly after the election was announced, or can be checked by contacting the Electoral Registration Officer. ** Person completing the form to delete whichever does not apply.

*Form 14 Declaration to be made by the companion of a voter with disabilities  
Front of declaration*

<b>Declaration for the companion of a voter with disabilities</b>	
*[Election of Member of Parliament for the [insert name of constituency] constituency]	
*[Election of Members of the European Parliament for the [insert name of Region, e.g. "North-West Region"]]	
*[Election of councillors to [insert name of local authority/parish/town council in full]]	
*[Election of London Assembly [London member] [constituency member for [insert name of constituency]]]	
*[Election of the Mayor [of London] [for [insert name of authority]]]	
*[[Insert title of election/referendum] election/referendum] * Delete or amend as appropriate	
Date of election(s) [and referendum(s)] [day] [date] [month] [year]	
A voter with disabilities is a voter who has made a declaration that he or she is so incapacitated by his or her blindness or other disability or by his or her inability to read, as to be unable to vote at [this] [these] election(s) [and referendum(s)] without assistance. In this form, "voter" means the person casting the vote at the election or referendum and includes a person voting as a proxy.	
<b>Part 1 To be completed by the voter's companion</b>	
Companion's name	
Companion's address	
Voter's name	
[Only for use if the disabled voter is acting as a proxy] Voter is acting as proxy for:	
Elector's number [If the disabled voter is acting as a proxy, this is the number of the person for whom the voter is acting]	

**Status:** This is the original version (as it was originally made). This item of legislation is currently only available in its original format.

*Back of declaration*

<p>I have been requested to assist the voter named above to record their vote at [this] [these] election(s) [and referendum(s)]. I declare that:</p>			
<p>(1)</p> <ul style="list-style-type: none"> <li>• I am entitled to vote as an elector at [this] [these] election(s) and as a voter at [this] [these] referendum(s)</li> </ul> <p>or</p> <ul style="list-style-type: none"> <li>• I am the "spouse," "civil partner," "parent," "brother," "sister," "child of the voter with disabilities and am 18 years of age or over"</li> <li>*Please delete whichever does not apply</li> </ul>			
<p>AND</p> <p>(2)</p> <ul style="list-style-type: none"> <li>• I have not previously assisted more than one voter with disabilities at [this] [these] election(s) [or referendum(s)].</li> <li>If I have assisted one other voter their name and address is:</li> </ul>			
<p>[Complete if appropriate] Name and address of other person assisted</p>			
<p><b>NOTE – It is a criminal offence to knowingly make a false statement in this form.</b></p>			
<p>Companion's signature</p>		<p>Date</p>	
<p><b>Part 2 To be completed by the Presiding Officer</b></p>			
<p>I, the undersigned, being the Presiding Officer for:</p>			
<p>Polling station</p>		<p>Electoral area of</p>	
<p>Hereby certify that the above declaration was signed in my presence.</p>		<p>Presiding Officer signature</p>	
<p>Date</p>		<p>Time (exact)</p>	