

Status: This is the original version (as it was originally made). This item of legislation is currently only available in its original format.

SCHEDULE 12

ROAD WORKS SIGNS ETC

PART I

MISCELLANEOUS WARNING, INFORMATORY AND REGULATORY SIGNS FOR ROAD WORKS ETC

SCHEDULE 12 PART I

Regulation 11(1)

MISCELLANEOUS WARNING, INFORMATORY AND REGULATORY SIGNS FOR ROAD WORKS ETC



600
(750)
(900)
(1200)
(1500)

7001
Road works or temporary obstruction
of the carriageway ahead

Item	
1	Regulations: 14(1), 54
2	Directions: 10(3), 21(1), 36
3	Diagrams: 570, 572, 573, 645, 7001.1, 7001.2, 7021
4	Permitted variants: None
5	Illumination requirements: Schedule 17, item 1



50
(62.5)
(75)
(100)
(125)
(150)

7001.1
Nature of road works

Item	
1	Regulations: 14(1)
2	Directions: 21(1), 36
3	Diagrams: 7001
4	Permitted variants: Schedule 16, items 3, 6, 11 "for" may precede a distance where added. "Line painting" may be on two lines or varied to: <ol style="list-style-type: none"> 1. "Grass cutting" 2. "Tree cutting" 3. "Hedge cutting" 4. "Ditching" 5. "Weed spraying" 6. "Sign erection" 7. "Sign maintenance" 8. "Lighting maintenance" 9. "Overhead works" 10. "On slip road" 11. "Surveying" 12. "Mobile road works" 13. "Road sweeping" 14. "Gully emptying" 15. "Gritting" 16. "Salting" 17. "Snow ploughing" 18. "Blasting" 19. "On hard shoulder" 20. "At level crossing"
5	Illumination requirements: Schedule 17, item 8



(50)
(62.5)
(75)
(100)
(125)
(150)
(200)

7001.2
Location of road works immediately ahead
on route indicated

Item	
1	Regulations: None
2	Directions: 21(1), 36
3	Diagrams: 7001
4	Permitted variants: Schedule 16, item 20 Direction may be varied or omitted and "On" added before route number
5	Illumination requirements: Schedule 17, item 8

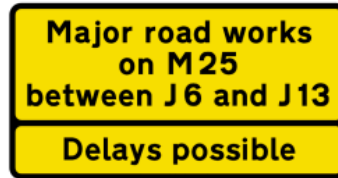
Status: This is the original version (as it was originally made). This item of legislation is currently only available in its original format.

SCHEDULE 12 PART I MISCELLANEOUS WARNING, INFORMATORY AND REGULATORY SIGNS FOR ROAD WORKS ETC (contd.)



100 min
250 max

140 min
350 max



75 min
250 max

7001.3

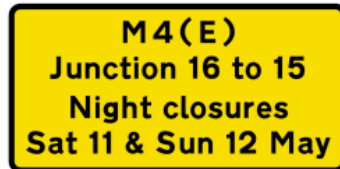
Vehicular traffic should proceed slowly owing to workforce in road ahead

Item	
1	Regulations: 54
2	Directions: 36
3	Diagrams: None
4	Permitted variants: "WORKFORCE IN ROAD" may be varied to "SETTING OUT ROAD WORKS AHEAD" and "SLOW" omitted
5	Illumination requirements: Schedule 17, item 1

7002A

Major road works at a specified location ahead

Item	
1	Regulations: None
2	Directions: 36
3	Diagrams: None
4	Permitted variants: Schedule 16, items 20, 38 Details of road works may be varied as appropriate. "J6 and J13" may be varied to "Junctions 6 and 13". The bottom panel may be omitted
5	Illumination requirements: Schedule 17, item 4



75 min
250 max



75 min
250 max

7002B

Time and date when a route is to be closed to traffic

Item	
1	Regulations: None
2	Directions: 36
3	Diagrams: None
4	Permitted variants: Schedule 16, items 20, 38 Details of route to be closed may be varied as appropriate. "Junction 16 to 15" may be varied to "J 16 to J 15"
5	Illumination requirements: Schedule 17, item 4

7002.1

Dates when road works are to take place overnight and delays are to be expected

Item	
1	Regulations: None
2	Directions: 36
3	Diagrams: 7025, 7026, 7027, 7028, 7029
4	Permitted variants: Schedule 16, item 38 "Expect delays" may be varied to "Delays possible"
5	Illumination requirements: Schedule 17, item 4

Status: This is the original version (as it was originally made). This item of legislation is currently only available in its original format.

SCHEDULE 12 PART I MISCELLANEOUS WARNING, INFORMATORY AND REGULATORY SIGNS FOR ROAD WORKS ETC (contd.)



7003.1
Starting date and duration of road works

Item	
1	Regulations: 13(2), 13(4), 13(7)
2	Directions: 36
3	Diagrams: None
4	Permitted variants: Schedule 16, items 38, 40 Duration of work may be varied. "until" and a date may be substituted for "for 3 weeks". The upper or lower part of the sign, or both may be omitted. The diagram 7001 sign may be omitted
5	Illumination requirements: Schedule 17, item 4



7004
Road works ahead and the nature of works indicated

Item	
1	Regulations: 54
2	Directions: 36
3	Diagrams: None
4	Permitted variants: Schedule 16, item 6 "Replacing damaged bridge supports" may be varied to a short description of the work in progress or explanation of why work is suspended. The distance plate may be replaced with a plate of the type shown in diagram 570. The diagram 7001 sign and distance plate may be omitted
5	Illumination requirements: Schedule 17, item 1

Status: This is the original version (as it was originally made). This item of legislation is currently only available in its original format.

SCHEDULE 12 PART I MISCELLANEOUS WARNING, INFORMATORY AND REGULATORY SIGNS FOR ROAD WORKS ETC (contd.)



7005
Delays possible for specified period owing to road works ahead

Item	
1	Regulations: 54
2	Directions: 36
3	Diagrams: None
4	Permitted variants: Schedule 16, item 38 The phrase "until Mar 02" may be omitted. The diagram 7001 sign and distance plate may be omitted
5	Illumination requirements: Schedule 17, item 1



7006
End of road works and of any associated temporary statutory restrictions

Item	
1	Regulations: 13(2), 13(4), 13(7)
2	Directions: 10(3), 36
3	Diagrams: None
4	Permitted variants: Schedule 16, item 40 The Highways Agency panel and the horizontal line below "delay" may be omitted
5	Illumination requirements: Schedule 17, item 1



7006.1
Information on telephone number to be used for enquiries about road works

Item	
1	Regulations: 13(2), 13(4), 13(7)
2	Directions: 36
3	Diagrams: None
4	Permitted variants: Schedule 16, item 40 The telephone number shall be varied as appropriate
5	Illumination requirements: Schedule 17, item 4



7007.1
Relevant particulars of major construction or improvement scheme being carried out on road ahead

Item	
1	Regulations: 13(2), 13(4), 13(7)
2	Directions: 36
3	Diagrams: None
4	Permitted variants: Schedule 16, item 40 Details shown shall be varied as appropriate
5	Illumination requirements: Schedule 17, item 9

Status: This is the original version (as it was originally made). This item of legislation is currently only available in its original format.

SCHEDULE 12 PART I MISCELLANEOUS WARNING, INFORMATORY AND REGULATORY SIGNS FOR ROAD WORKS ETC (contd.)



7008
Nature of street works, giving names of employer and contractor, emergency telephone number, and apology for inconvenience (Sign for pedestrians)

Item	
1	Regulations: 13(2), 13(4), 13(7)
2	Directions: 36
3	Diagrams: None
4	Permitted variants: Details shown shall be varied as appropriate. Each line of legend may have a different size of lettering which shall be smaller than the emergency telephone number. The description of the works, the completion date and the name of the contractor may be omitted as appropriate. The top and bottom panels may be in any colours and style of lettering. A logo indicating membership of a national street works good practice scheme may be added to the top or bottom panel. The bottom panel may be omitted. The top panel may be omitted and the Undertaker's name shown on the main panel
5	Illumination requirements: Schedule 17, item 9

600
(750)
(900)
(1200)
(1500)



7009
Loose chippings on road ahead

Item	
1	Regulations: 54
2	Directions: 21(1), 36
3	Diagrams: 513.2, 570, 572, 573
4	Permitted variants: None
5	Illumination requirements: Schedule 17, item 1



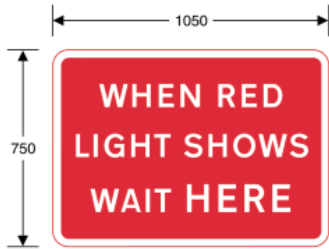
50 min
200 max

7010.1
Vehicular traffic should proceed slowly owing to temporary hazard resulting from wet tar on the road

Item	
1	Regulations: 54
2	Directions: 36
3	Diagrams: None
4	Permitted variants: "SLOW WET TAR" may be varied to: 1. "ADVERSE CAMBER" 2. "RAMP AHEAD" 3. "ROAD AHEAD CLOSED" 4. "ROAD CLOSED" (name of road may be substituted for "ROAD") 5. "TEMPORARY ROAD SURFACE" 6. "TRAFFIC CONTROL AHEAD" 7. "TRAFFIC SIGN MAINTENANCE" 8. "TRAFFIC SIGNAL MAINTENANCE" 9. "WORK IN CENTRE OF ROAD"
5	Illumination requirements: Schedule 17, item 1

Status: This is the original version (as it was originally made). This item of legislation is currently only available in its original format.

SCHEDULE 12 PART I MISCELLANEOUS WARNING, INFORMATORY AND REGULATORY SIGNS FOR ROAD WORKS ETC (contd.)



7011

Point beyond which vehicular traffic must not proceed when required to stop by regulation 36 in accordance with the indication given by the portable light signals shown in diagram 3000.1 and when the road marking shown in diagram 1001 is not placed on the carriageway

Item	
1	Regulations: 43
2	Directions: 36
3	Diagrams: 3000.1, 7023
4	Permitted variants: "RED LIGHT" may be varied to "STOP SIGN"
5	Illumination requirements: Schedule 17, item 1



7011.1

Same as diagram 7011 where there is a road junction

Item	
1	Regulations: 43
2	Directions: 36
3	Diagrams: 3000.1
4	Permitted variants: "3-WAY" may be varied to "4-WAY"
5	Illumination requirements: Schedule 17, item 1



50 min
200 max

7012

Temporary absence of road markings

Item	
1	Regulations: 54
2	Directions: 36
3	Diagrams: None
4	Permitted variants: Schedule 16, item 6 "NO ROAD MARKINGS FOR 2 MILES" may be varied to: 1. "NO GIVE WAY MARKINGS" 2. "NO STOP MARKINGS" 3. "NO ROAD MARKINGS" 4. "NO ROAD MARKINGS AT JUNCTION" 5. "NO ROAD MARKINGS AT LEVEL CROSSING" 6. "NO ROAD STUDS FOR 2 MILES"
5	Illumination requirements: Schedule 17, item 1

Status: This is the original version (as it was originally made). This item of legislation is currently only available in its original format.

SCHEDULE 12 PART I MISCELLANEOUS WARNING, INFORMATORY AND REGULATORY SIGNS FOR ROAD WORKS ETC (contd.)



7013
Temporary sudden change in level of carriageway surface

Item	
1	Regulations: 54
2	Directions: 36
3	Diagrams: None
4	Permitted variants: None
5	Illumination requirements: Schedule 17, item 1



7014
Permanent change in road layout ahead

Item	
1	Regulations: None
2	Directions: 36, 37(1)
3	Diagrams: None
4	Permitted variants: "NEW ROUNDABOUT" may be varied to: 1. "CHANGED PRIORITIES" 2. "GAP CLOSED" 3. "NEW ONE WAY SYSTEM" 4. "NEW ROAD LAYOUT" 5. "NEW TRAFFIC ISLANDS" 6. "NEW TRAFFIC SIGNALS" 7. "NEW ZEBRA CROSSING" 8. "SIGNAL PRIORITIES CHANGED" 9. "SIGNAL TIMINGS CHANGED" A distance in yards to the nearest 10 yards may be substituted for, or added before the word "AHEAD" on a separate line where necessary and shall be expressed as "yards" or "yds"
5	Illumination requirements: Schedule 17, item 4



7015
Temporary absence of hard shoulder for distance specified

Item	
1	Regulations: None
2	Directions: 36
3	Diagrams: None
4	Permitted variants: Schedule 16, item 6 The legend may be on three lines
5	Illumination requirements: Schedule 17, item 4

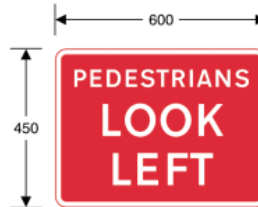
Status: This is the original version (as it was originally made). This item of legislation is currently only available in its original format.

SCHEDULE 12 PART I MISCELLANEOUS WARNING, INFORMATORY AND REGULATORY SIGNS FOR ROAD WORKS ETC (contd.)



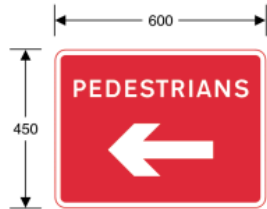
7016
Zebra or signal controlled crossing facility temporarily out of use
(Sign for pedestrians, cyclists or equestrians)

Item	
1	Regulations: None
2	Directions: 36
3	Diagrams: None
4	Permitted variants: None
5	Illumination requirements: Schedule 17, item 9



7017
Direction in which pedestrians should look for approaching traffic
(Sign for pedestrians)

Item	
1	Regulations: None
2	Directions: 36
3	Diagrams: None
4	Permitted variants: "LEFT" may be varied to "RIGHT" or "BOTH WAYS"
5	Illumination requirements: Schedule 17, item 9



7018
Direction of temporary route for pedestrians
(Sign for pedestrians)

Item	
1	Regulations: None
2	Directions: 36
3	Diagrams: None
4	Permitted variants: Schedule 16, item 12 "USE OTHER FOOTWAY" may be substituted for the arrow
5	Illumination requirements: Schedule 17, item 9



7018.1
Pedal cyclists to dismount and use adjacent footway

Item	
1	Regulations: None
2	Directions: 36
3	Diagrams: None
4	Permitted variants: None
5	Illumination requirements: Schedule 17, item 9

Status: This is the original version (as it was originally made). This item of legislation is currently only available in its original format.

SCHEDULE 12 PART I MISCELLANEOUS WARNING, INFORMATORY AND REGULATORY SIGNS FOR ROAD WORKS ETC (contd.)



7019
Light signals not in use

Item	
1	Regulations: 54
2	Directions: 36
3	Diagrams: None
4	Permitted variants: None
5	Illumination requirements: Schedule 17, item 4



7020
Variable message sign ahead
not in use or being tested

Item	
1	Regulations: 54
2	Directions: 36
3	Diagrams: None
4	Permitted variants: "SIGN" may be varied to "SIGNAL". "NOT IN USE" may be varied to "UNDER TEST". The legend may be on three lines
5	Illumination requirements: Schedule 17, item 4



7021
Traffic on road ahead is being controlled
by portable light signals
(Indication to traffic joining that road)

Item	
1	Regulations: 54
2	Directions: 21(1), 36
3	Diagrams: 7001
4	Permitted variants: None
5	Illumination requirements: Schedule 17, item 8

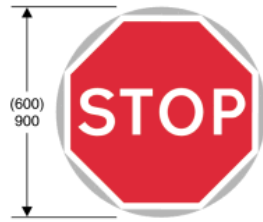


7022
Traffic joining a length of road being
controlled by portable light signals
is not controlled by such signals

Item	
1	Regulations: 54
2	Directions: 20(1), 21(1), 36
3	Diagrams: 562
4	Permitted variants: None
5	Illumination requirements: Schedule 17, item 8

Status: This is the original version (as it was originally made). This item of legislation is currently only available in its original format.

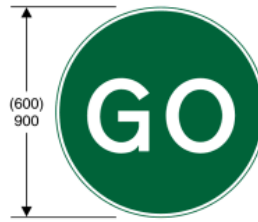
SCHEDULE 12 PART I MISCELLANEOUS WARNING, INFORMATORY AND REGULATORY SIGNS FOR ROAD WORKS ETC (contd.)



7023

Vehicular traffic must not proceed into a length of road where one-way working is temporarily necessary (Manually operated sign)

Item	
1	Regulations: 10(1), 58(9)
2	Directions: 36, 39(1)
3	Diagrams: 7011, 7024, 7027
4	Permitted variants: None
5	Illumination requirements: Schedule 17, item 5



7024

Vehicular traffic may proceed into a length of road where one-way working is temporarily necessary (Manually operated sign)

Item	
1	Regulations: 58(9)
2	Directions: 36, 39(1)
3	Diagrams: 7023, 7028
4	Permitted variants: None
5	Illumination requirements: Schedule 17, item 5



7025

Vehicles to be escorted in convoys through road works ahead

Item	
1	Regulations: None
2	Directions: 36, 39(2)
3	Diagrams: 7002.1, 7026, 7027, 7028, 7029
4	Permitted variants: None
5	Illumination requirements: Schedule 17, item 4



7026

Explanation of reason for escorting vehicles in convoys through road works

Item	
1	Regulations: None
2	Directions: 36, 39(2)
3	Diagrams: 7002.1, 7025, 7027, 7028, 7029
4	Permitted variants: None
5	Illumination requirements: Schedule 17, item 4

Status: This is the original version (as it was originally made). This item of legislation is currently only available in its original format.

SCHEDULE 12 PART I MISCELLANEOUS WARNING, INFORMATORY AND REGULATORY SIGNS FOR ROAD WORKS ETC (contd.)



7027
Same as diagram 7011 where vehicles are to be escorted in convoys through road works

Item	
1	Regulations: 43
2	Directions: 36, 39(2)
3	Diagrams: 3000.1, 7002.1, 7023, 7025, 7026, 7028, 7029
4	Permitted variants: "RED LIGHT" may be varied to "STOP SIGN"
5	Illumination requirements: Schedule 17, item 1



7028
Vehicular traffic must follow the vehicle escorting the convoy through the road works

Item	
1	Regulations: None
2	Directions: 36, 39(2)
3	Diagrams: 3000.1, 7002.1, 7024, 7025, 7026, 7027, 7029
4	Permitted variants: "WHEN GREEN LIGHT SHOWS" may be varied to "AT TRAFFIC CONTROL"
5	Illumination requirements: Schedule 17, item 4



7029
Vehicular traffic must not overtake the vehicle used to escort other vehicles through road works

Item	
1	Regulations: 10(1), 14(3)
2	Directions: 36, 39(2)
3	Diagrams: 7002.1, 7025, 7026, 7027, 7028
4	Permitted variants: "NO OVERTAKING" may be omitted. "CONVOY VEHICLE" may be on one line
5	Illumination requirements: Schedule 17, item 4

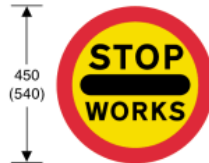


7030
Temporary traffic control ahead where vehicles are to be escorted in convoys through road works

Item	
1	Regulations: None
2	Directions: 21(1), 36, 39(2)
3	Diagrams: 543
4	Permitted variants: Schedule 16, items 6, 9, 11 "Traffic control" may be on one line
5	Illumination requirements: Schedule 17, item 8

Status: This is the original version (as it was originally made). This item of legislation is currently only available in its original format.

SCHEDULE 12 PART I MISCELLANEOUS WARNING, INFORMATORY AND REGULATORY SIGNS FOR ROAD WORKS ETC (contd.)



7031
 Vehicular traffic must not proceed beyond the sign when displayed for a short period during works on or near a road (Double sided sign)

Item	
1	Regulations: 10(1), 19(4)
2	Directions: 13(3), 36, 41(5)
3	Diagrams: None
4	Permitted variants: A red or transparent protective strip, with a visible width not exceeding 6 millimetres, may be applied to the perimeter of the sign
5	Illumination requirements: Schedule 17, items 5, 15



7032
 Commencement point of a newly imposed 30mph speed limit which is contiguous to an existing 30 mph speed limit

Item	
1	Regulations: None
2	Directions: 36, 37(2)
3	Diagrams: None
4	Permitted variants: None
5	Illumination requirements: Schedule 17, item 4

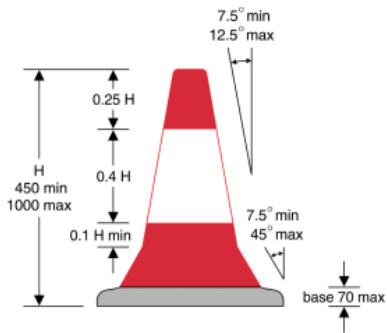
Status: This is the original version (as it was originally made). This item of legislation is currently only available in its original format.

PART II

ROAD WORKS DELINEATORS AND BARRIERS

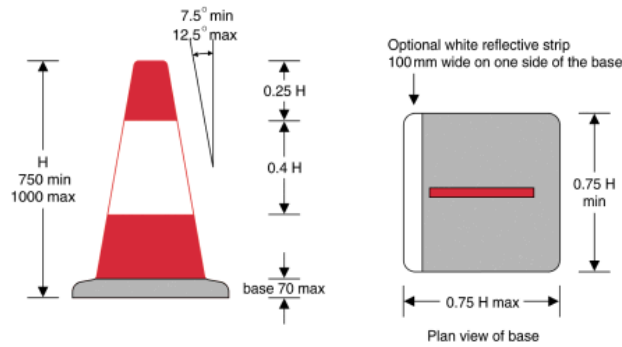
SCHEDULE 12 PART II ROAD WORKS DELINEATORS AND BARRIERS

Regulation 11(1)



Item	
1	Regulations: 54, 56
2	Directions: 36, 41(6), 42(1)
3	Diagrams: 7104, 7105
4	Permitted variants: None
5	Illumination requirements: Schedule 17, item 16

7101.1
Edge of a route for vehicular traffic through or past a temporary obstruction (Traffic cone)

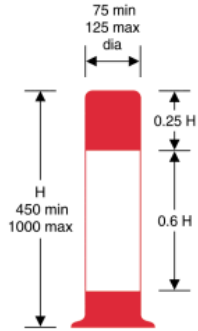


7102
Edge of a route for vehicular traffic through or past a temporary obstruction on a motorway or dual carriageway road (Flat traffic delineator)

Item	
1	Regulations: 11(2), 54, 56
2	Directions: 36, 42(1)
3	Diagrams: None
4	Permitted variants: None
5	Illumination requirements: Schedule 17, item 16

Status: This is the original version (as it was originally made). This item of legislation is currently only available in its original format.

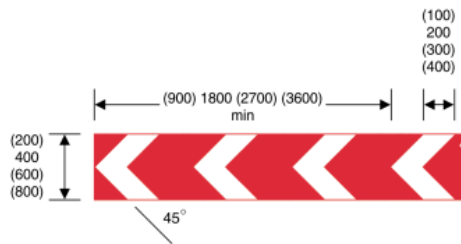
SCHEDULE 12 PART II ROAD WORKS DELINEATORS AND BARRIERS (contd.)



7103

Line of division of traffic flows on one carriageway, or to indicate the edge of a route for vehicular traffic through or past a temporary obstruction, or to mark a boundary between two carriageways of a dual carriageway which may not be crossed except for fire brigade, ambulance or police purposes (Traffic cylinder)

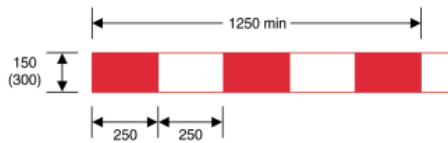
Item	
1	Regulations: 56
2	Directions: 36, 42(1)
3	Diagrams: None
4	Permitted variants: None
5	Illumination requirements: Schedule 17, item 16



7104

Sharp deviation of route to the left at or near road works or other temporary obstructions

Item	
1	Regulations: None
2	Directions: 36, 41(6), 42(1), 42(3)
3	Diagrams: 7101.1
4	Permitted variants: Schedule 16, item 13
5	Illumination requirements: Schedule 17, item 4



7105

Position of barrier to mark length of road closed to traffic or to guide traffic past an obstruction

Item	
1	Regulations: 54
2	Directions: 36, 41(6), 42(1), 42(3)
3	Diagrams: 7101.1
4	Permitted variants: None
5	Illumination requirements: Schedule 17, item 4

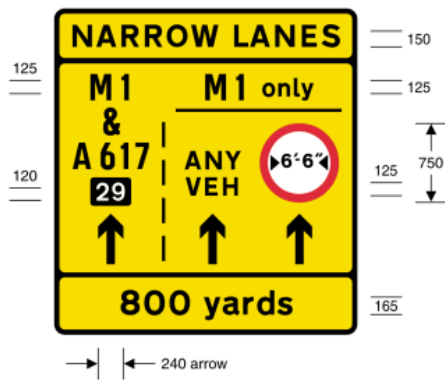
Status: This is the original version (as it was originally made). This item of legislation is currently only available in its original format.

PART III

SIGNS FOR LANE CLOSURES AND CONTRA-FLOW WORKING AT ROAD WORKS

SCHEDULE 12 PART III
SIGNS FOR LANE CLOSURES AND
CONTRA-FLOW WORKING AT ROAD WORKS

Regulation 11(1)

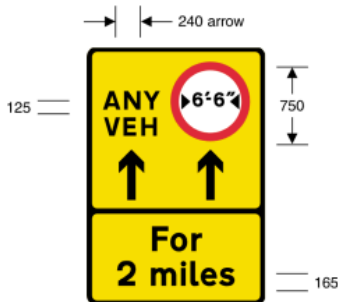


7201
Restrictions ahead on motorway owing to road works

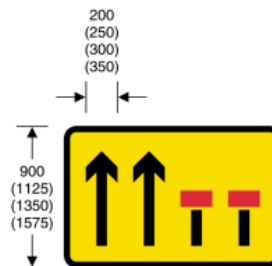
Item	
1	Regulations: 7(2), 17, 54
2	Directions: 7, 36
3	Diagrams: See table of combinations
4	Permitted variants: Schedule 16, items 16, 42, 43, 44 The legend "M1 only" may be varied. "M1 only" and the horizontal bar may be omitted. The vertical broken line may be varied or omitted
5	Illumination requirements: Schedule 17, item 1

Table of combinations

Item 1	Top panel	None	7262	7263	7264
Item 2	Bottom panels	7270 7271 7275 None	7270 7271	7271 None	7271 7275 None



7201.1
Restrictions owing to road works



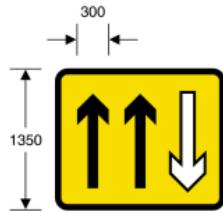
7202
Two right hand lanes of a four lane dual carrieway closed to traffic ahead

Item	
1	Regulations: None
2	Directions: 7, 36
3	Diagrams: None
4	Permitted variants: Schedule 16, items 6, 16, 42, 45 The panel shown in diagram 7264 may be added to the top of the sign
5	Illumination requirements: Schedule 17, item 1

Item	
1	Regulations: 54
2	Directions: 21(1), 36
3	Diagrams: 7208
4	Permitted variants: Schedule 16, item 16
5	Illumination requirements: Schedule 17, item 1

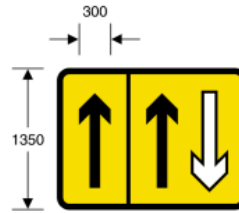
Status: This is the original version (as it was originally made). This item of legislation is currently only available in its original format.

SCHEDULE 12 PART III SIGNS FOR LANE CLOSURES AND CONTRA-FLOW WORKING AT ROAD WORKS (contd.)



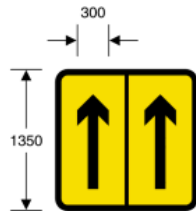
7203
Two lanes of carriageway open to traffic with off side contra-flow working

Item	
1	Regulations: None
2	Directions: 21(1), 36
3	Diagrams: 7209
4	Permitted variants: Schedule 16, item 16
5	Illumination requirements: Schedule 17, item 1



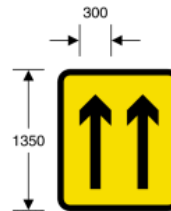
7203.1
Two lanes open to traffic, one of which uses the hard shoulder, with off side contra-flow working

Item	
1	Regulations: None
2	Directions: 7, 21(1), 36
3	Diagrams: 7209
4	Permitted variants: Schedule 16, item 16
5	Illumination requirements: Schedule 17, item 1



7204
Two lanes open to traffic, one of which uses the hard shoulder

Item	
1	Regulations: None
2	Directions: 7, 21(1), 36
3	Diagrams: 7209
4	Permitted variants: Schedule 16, item 16
5	Illumination requirements: Schedule 17, item 1

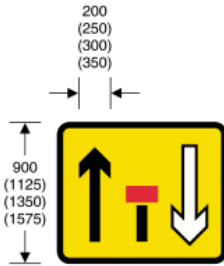


7205
Two lanes of carriageway open to traffic

Item	
1	Regulations: None
2	Directions: 21(1), 36
3	Diagrams: 7209
4	Permitted variants: Schedule 16, item 16
5	Illumination requirements: Schedule 17, item 1

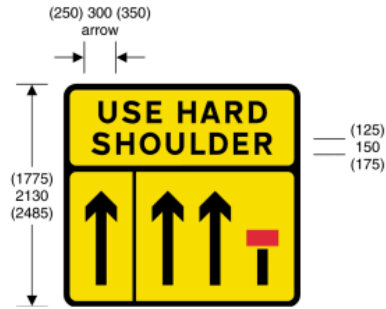
Status: This is the original version (as it was originally made). This item of legislation is currently only available in its original format.

SCHEDULE 12 PART III SIGNS FOR LANE CLOSURES AND CONTRA-FLOW WORKING AT ROAD WORKS (contd.)



7206
Centre lane of a three lane single carriageway road closed with traffic on the off side of the works travelling in the opposite direction

Item	
1	Regulations: None
2	Directions: 21(1), 36
3	Diagrams: 7208
4	Permitted variants: Schedule 16, item 16
5	Illumination requirements: Schedule 17, item 1



7207
Right hand lane of a three lane dual carriageway closed ahead; traffic may use left hand lanes and hard shoulder now

Item	
1	Regulations: 54
2	Directions: 7, 21(1), 36
3	Diagrams: 7208 (largest three sizes)
4	Permitted variants: Schedule 16, item 16
5	Illumination requirements: Schedule 17, item 1



7208
Distance ahead at which conditions indicated by signs shown in the diagrams in item 3 of the table start to apply

Item	
1	Regulations: None
2	Directions: 21(1), 36
3	Diagrams: 7202, 7206, 7207
4	Permitted variants: Schedule 16, item 6 The legend may be on two lines. "On slip road" may be substituted for the distance
5	Illumination requirements: Schedule 17, item 1

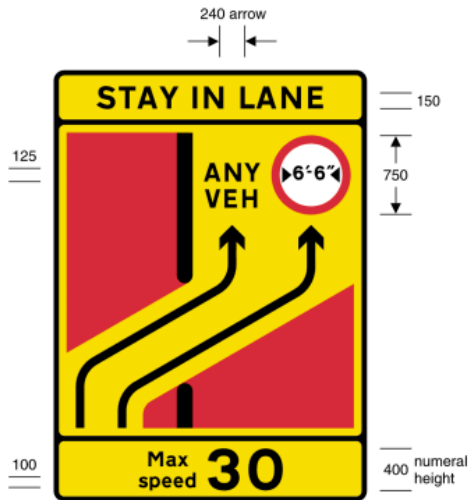


7209
Distance over which conditions indicated by signs shown in the diagrams in item 3 of the table will apply

Item	
1	Regulations: None
2	Directions: 21(1), 36
3	Diagrams: 7203, 7203.1, 7204, 7205
4	Permitted variants: Schedule 16, item 6 The legend may be on one line
5	Illumination requirements: Schedule 17, item 8

Status: This is the original version (as it was originally made). This item of legislation is currently only available in its original format.

SCHEDULE 12 PART III SIGNS FOR LANE CLOSURES AND CONTRA-FLOW WORKING AT ROAD WORKS (contd.)



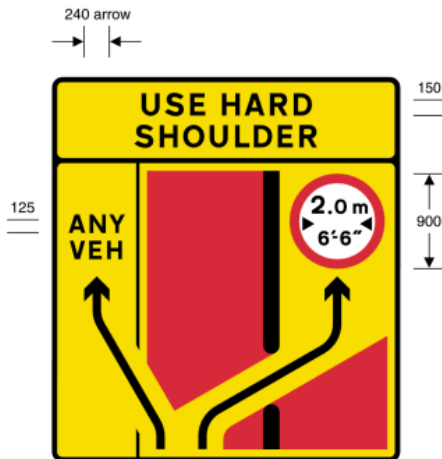
Item	
1	Regulations: 7(2), 17
2	Directions: 7, 36
3	Diagrams: See table of combinations
4	Permitted variants: Schedule 16, items 16, 42, 43
5	Illumination requirements: Schedule 17, item 1

Table of combinations

Item 1	Top panel	None	7263	7264
Item 2	Bottom panels	7271 7275 None	7271 7274 7275 None	7271 7275 None

7210

Diversion of two traffic lanes to the other carriageway, with vehicles over 6'6" wide prohibited from the right hand lane



Item	
1	Regulations: 7(2), 17
2	Directions: 7, 36
3	Diagrams: See table of combinations
4	Permitted variants: Schedule 16, items 16, 42, 43
5	Illumination requirements: Schedule 17, item 1

Table of combinations

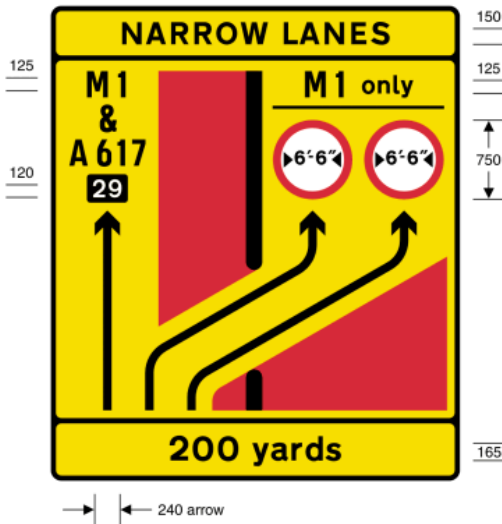
Item 1	Top panel	None	7260	7262	7263	7264
Item 2	Bottom panels	7271	7272 7274 7275 None	7271	7271	7271

7211.1

Diversion of the two lanes open to traffic; the left hand lane uses the hard shoulder, and the right hand lane which is subject to a width restriction goes to the other carriageway

Status: This is the original version (as it was originally made). This item of legislation is currently only available in its original format.

SCHEDULE 12 PART III SIGNS FOR LANE CLOSURES AND CONTRA-FLOW WORKING AT ROAD WORKS (contd.)

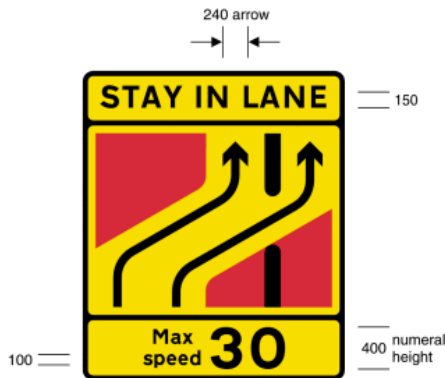


Item	
1	Regulations: 7(2), 17
2	Directions: 7, 36
3	Diagrams: See table of combinations
4	Permitted variants: Schedule 16, items 16, 42, 43 The legend "M1 only" may be varied. "M1 only" and the horizontal bar may be omitted
5	Illumination requirements: Schedule 17, item 1

Table of combinations

Item 1	Top panel	None	7262	7263	7264
Item 2	Bottom panels	7271 7272 7275 None	7271	7271 7272 7274 7275 None	7271 7272 7275 None

7212
Diversion of two right hand lanes of three lanes open to traffic to the other carriageway of a motorway; vehicles over 6'6" wide are prohibited from the two right hand lanes



Item	
1	Regulations: 7(2), 17
2	Directions: 7, 36
3	Diagrams: See table of combinations
4	Permitted variants: Schedule 16, items 16, 42, 43
5	Illumination requirements: Schedule 17, item 1

Table of combinations

Item 1	Top panel	None	7262	7263	7264
Item 2	Bottom panels	7271 7272 7275 None	7271	7271 7272 7274 7275 None	7271 7272 7275 None

7213
Diversion of two lanes open to traffic; the left hand lane moves to the right hand side of the carriageway, and the right hand lane goes to the other carriageway

Status: This is the original version (as it was originally made). This item of legislation is currently only available in its original format.

SCHEDULE 12 PART III SIGNS FOR LANE CLOSURES AND CONTRA-FLOW WORKING AT ROAD WORKS (contd.)

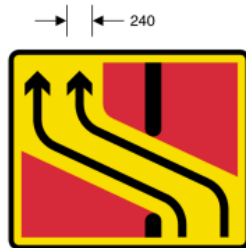


7214
Diversion of left hand lane from original carriageway to join right hand lane already diverted to the other carriageway

Item	
1	Regulations: 7(2), 17
2	Directions: 7, 36
3	Diagrams: See table of combinations
4	Permitted variants: Schedule 16, items 16, 42, 43
5	Illumination requirements: Schedule 17, item 1

Table of combinations

Item 1	Top panel	None	7263	7264
Item 2	Bottom panels	7271 7272 7275 None	7271 7272 7274 None	7271 7272 7275 None



7215
Two lanes open to traffic return to original carriageway

Item	
1	Regulations: 7(2), 17
2	Directions: 7, 36
3	Diagrams: See table of combinations
4	Permitted variants: Schedule 16, items 16, 42, 43
5	Illumination requirements: Schedule 17, item 1

Table of combinations

Item 1	Top panel	None	7263	7264
Item 2	Bottom panels	7271 7275 None	7271 7274 7275 None	7271 7275 None



7216
Right hand lane returns to right hand side of original carriageway ahead, but remains separated by works area from left hand lane

Item	
1	Regulations: 7(2), 17
2	Directions: 7, 36
3	Diagrams: See table of combinations
4	Permitted variants: Schedule 16, items 16, 42, 43
5	Illumination requirements: Schedule 17, item 1

Table of combinations

Item 1	Top panel	None	7263	7264
Item 2	Bottom panels	7271 7275 None	7271 7274 7275 None	7271 7275 None

Status: This is the original version (as it was originally made). This item of legislation is currently only available in its original format.

SCHEDULE 12 PART III SIGNS FOR LANE CLOSURES AND CONTRA-FLOW WORKING AT ROAD WORKS (contd.)



7217
Left hand lane returns from right hand side of original carriageway to left hand side ahead and right hand lane returns from other carriageway to right hand side of original carriageway

Item	
1	Regulations: 7(2), 17
2	Directions: 7, 36
3	Diagrams: See table of combinations
4	Permitted variants: Schedule 16, items 16, 42, 43
5	Illumination requirements: Schedule 17, item 1

Table of combinations

Item 1	Top panel	None	7263	7264
Item 2	Bottom panels	7271 7275 None	7271 7274 7275 None	7271 7275 None

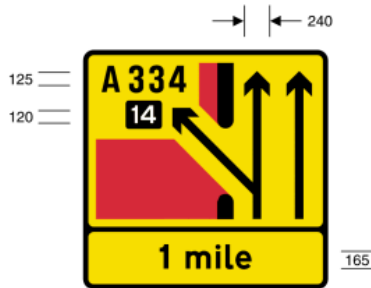


7218
Left hand lane returns from other carriageway to original carriageway ahead; right hand lane continues on other carriageway

Item	
1	Regulations: 7(2), 17
2	Directions: 7, 36
3	Diagrams: See table of combinations
4	Permitted variants: Schedule 16, items 16, 42, 43
5	Illumination requirements: Schedule 17, item 1

Table of combinations

Item 1	Top panel	None	7262	7263	7264
Item 2	Bottom panels	7271 7272 7275 None	7271	7271 7272 7274 7275 None	7271 7272 7275 None



7220
Destinations reached from a junction where traffic is in contra-flow on other carriageway of a motorway

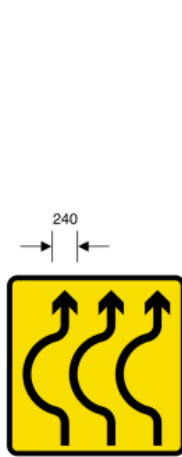
Item	
1	Regulations: 7(2), 17
2	Directions: 7, 36
3	Diagrams: See table of combinations
4	Permitted variants: Schedule 16, items 16, 42, 43
5	Illumination requirements: Schedule 17, item 1

Table of combinations

Item 1	Top panel	None
Item 2	Bottom panels	7270 7271 None

Status: This is the original version (as it was originally made). This item of legislation is currently only available in its original format.

SCHEDULE 12 PART III SIGNS FOR LANE CLOSURES AND CONTRA-FLOW WORKING AT ROAD WORKS (contd.)



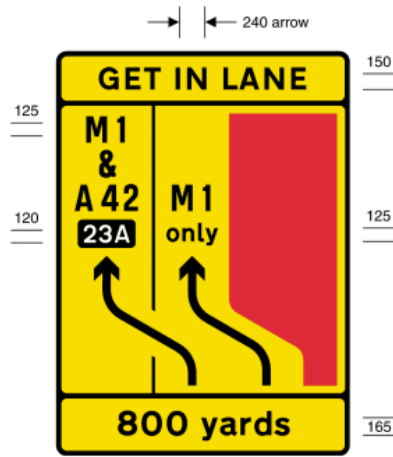
7221

Sharp bends ahead where traffic is diverted onto a temporary road for a short distance

Item	
1	Regulations: 7(2), 17
2	Directions: 36
3	Diagrams: See table of combinations
4	Permitted variants: Schedule 16, items 16, 28, 42, 43
5	Illumination requirements: Schedule 17, item 1

Table of combinations

Item 1	Top panel	None	7262	7263	7264
Item 2	Bottom panels	7271	7271	7271	7271
		7275		7274	7275
		None		7275	None



7230

Diversion of traffic from left and centre lanes of a motorway carriageway to use hard shoulder and left hand lane; hard shoulder is to be used by traffic leaving at the junction specified

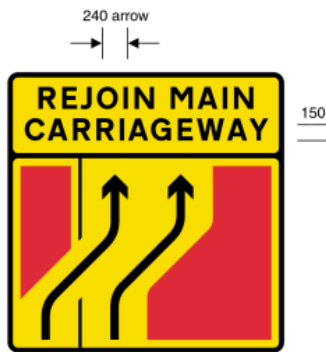
Item	
1	Regulations: 7(2), 17
2	Directions: 7, 36
3	Diagrams: See table of combinations
4	Permitted variants: Schedule 16, items 16, 42, 43
5	Illumination requirements: Schedule 17, item 1

Table of combinations

Item 1	Top panel	None	7260	7262	7263	7264
Item 2	Bottom panels	7271	7272	7271	7271	7271
			7274			
			7275			

Status: This is the original version (as it was originally made). This item of legislation is currently only available in its original format.

SCHEDULE 12 PART III SIGNS FOR LANE CLOSURES AND CONTRA-FLOW WORKING AT ROAD WORKS (contd.)



7231
Return of traffic from hard shoulder and left lane of carriageway to left and centre lanes

Item	
1	Regulations: 7(2), 17
2	Directions: 7, 36
3	Diagrams: See table of combinations
4	Permitted variants: Schedule 16, items 16, 42, 43
5	Illumination requirements: Schedule 17, item 1

Table of combinations

Item 1	Top panel	None	7261	7262	7263	7264
Item 2	Bottom panels	7271	7272 7274 7275 None	7271	7271	7271



7232
Return of traffic from hard shoulder and left lane of carriageway to use three lanes

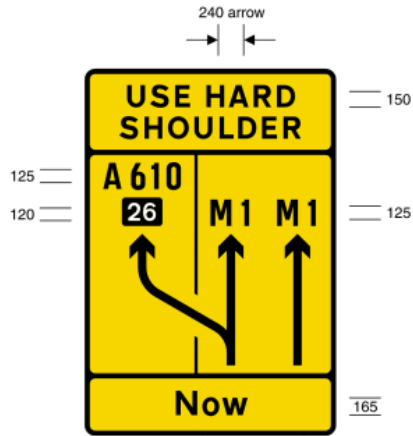
Item	
1	Regulations: 7(2), 17
2	Directions: 7, 36
3	Diagrams: See table of combinations
4	Permitted variants: Schedule 16, items 16, 42, 43
5	Illumination requirements: Schedule 17, item 1

Table of combinations

Item 1	Top panel	None	7261
Item 2	Bottom panels	7271	7272 7275 None

Status: This is the original version (as it was originally made). This item of legislation is currently only available in its original format.

SCHEDULE 12 PART III SIGNS FOR LANE CLOSURES AND CONTRA-FLOW WORKING AT ROAD WORKS (contd.)

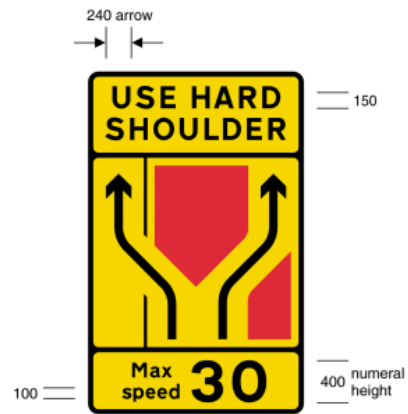


7233
Traffic from left hand lane of carriageway of a motorway to use hard shoulder to leave at junction ahead

Item	
1	Regulations: 7(2), 17
2	Directions: 7, 36
3	Diagrams: See table of combinations
4	Permitted variants: Schedule 16, Items 16, 42, 43
5	Illumination requirements: Schedule 17, item 1

Table of combinations

Item 1	Top panel	None	7260
Item 2	Bottom panels	7271	7272 None



7234
Traffic from left hand lane to use hard shoulder ahead; traffic from centre lane to move to right hand side of carriageway

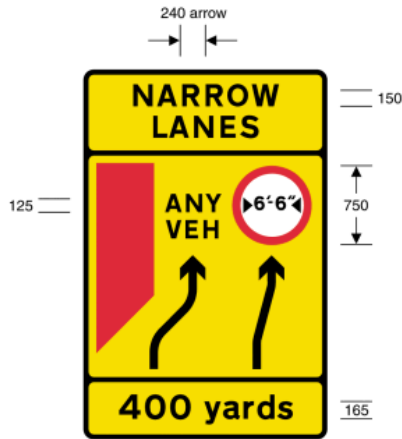
Item	
1	Regulations: 7(2), 17
2	Directions: 7, 36
3	Diagrams: See table of combinations
4	Permitted variants: Schedule 16, items 16, 42, 43
5	Illumination requirements: Schedule 17, item 1

Table of combinations

Item 1	Top panel	None	7260	7262	7263	7264
Item 2	Bottom panels	7271	7272 7274 7275 None	7271	7271	7271

Status: This is the original version (as it was originally made). This item of legislation is currently only available in its original format.

SCHEDULE 12 PART III SIGNS FOR LANE CLOSURES AND CONTRA-FLOW WORKING AT ROAD WORKS (contd.)

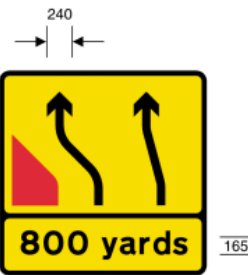


7235
Lanes ahead are narrower than normal; wide vehicles are prohibited from the right hand lane

Item	
1	Regulations: 7(2), 17
2	Directions: 7, 36
3	Diagrams: See table of combinations
4	Permitted variants: Schedule 16, items 16, 42, 43
5	Illumination requirements: Schedule 17, item 1

Table of combinations

Item 1	Top panel	7264
Item 2	Bottom panels	7271 None



7236
Lanes return to normal width

Item	
1	Regulations: 7(2), 17
2	Directions: 36
3	Diagrams: See table of combinations
4	Permitted variants: Schedule 16, items 16, 42, 43
5	Illumination requirements: Schedule 17, item 1

Table of combinations

Item 1	Top panel	None
Item 2	Bottom panels	7271 None

Status: This is the original version (as it was originally made). This item of legislation is currently only available in its original format.

SCHEDULE 12 PART III SIGNS FOR LANE CLOSURES AND CONTRA-FLOW WORKING AT ROAD WORKS (contd.)



7237
Diversion of traffic from left and centre lanes to centre and right hand lanes

Item	
1	Regulations: 7(2), 17
2	Directions: 36
3	Diagrams: See table of combinations
4	Permitted variants: Schedule 16, items 16, 42, 43
5	Illumination requirements: Schedule 17, item 1

Table of combinations

Item 1	Top panel	None	7263	7264
Item 2	Bottom panels	7271 7275 None	7271 7274 7275 None	7271 7275 None



7238
Diversion of traffic from centre lane to right hand lane; traffic in left hand lane is unaffected

Item	
1	Regulations: 7(2), 17
2	Directions: 36
3	Diagrams: See table of combinations
4	Permitted variants: Schedule 16, items 16, 42, 43
5	Illumination requirements: Schedule 17, item 1

Table of combinations

Item 1	Top panel	None	7262	7263	7264
Item 2	Bottom panels	7271 7272 7275 None	7271	7271 7272 7274 7275 None	7271 7272 7275 None



7239
Traffic diverted from right hand lane to rejoin centre lane

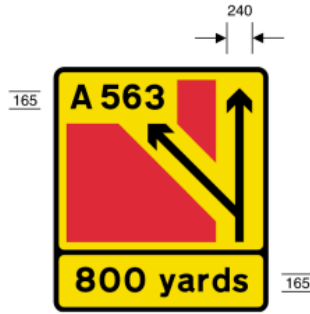
Item	
1	Regulations: 7(2), 17
2	Directions: 36
3	Diagrams: See table of combinations
4	Permitted variants: Schedule 16, items 16, 42, 43
5	Illumination requirements: Schedule 17, item 1

Table of combinations

Item 1	Top panel	None	7263	7264
Item 2	Bottom panels	7271 7272 7275 None	7271 7272 7274 7275 None	7271 7272 7275 None

Status: This is the original version (as it was originally made). This item of legislation is currently only available in its original format.

SCHEDULE 12 PART III SIGNS FOR LANE CLOSURES AND CONTRA-FLOW WORKING AT ROAD WORKS (contd.)



7240
Destination reached from a junction where permanent sign is obscured by presence of road works on an all-purpose road

Item	
1	Regulations: 7(2), 17
2	Directions: 36
3	Diagrams: See table of combinations
4	Permitted variants: Schedule 16, items 16, 42, 43
5	Illumination requirements: Schedule 17, item 1

Table of combinations

Item 1	Top panel	None
Item 2	Bottom panels	7270 7271 None



7241
Number of route reached from a motorway exit road during road works

Item	
1	Regulations: None
2	Directions: 14(1), 36
3	Diagrams: None
4	Permitted variants: Schedule 16, items 19, 20 The arrow may be positioned in the manner shown in diagram 7242
5	Illumination requirements: Schedule 17, item 1

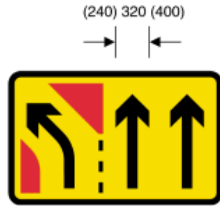


7242
Number of route reached from a road junction during road works

Item	
1	Regulations: None
2	Directions: 13(3), 36
3	Diagrams: None
4	Permitted variants: Schedule 16, items 19, 20 The arrow may be positioned in the manner shown in diagram 7241
5	Illumination requirements: Schedule 17, item 1

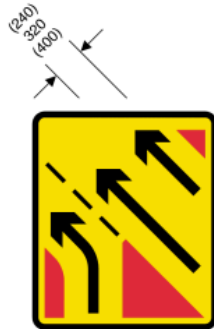
Status: This is the original version (as it was originally made). This item of legislation is currently only available in its original format.

SCHEDULE 12 PART III SIGNS FOR LANE CLOSURES AND CONTRA-FLOW WORKING AT ROAD WORKS (contd.)



7250
Near side traffic lane diverges from main carriageway at a junction as part of temporary traffic management scheme

Item	
1	Regulations: None
2	Directions: 21(1), 36
3	Diagrams: 7256
4	Permitted variants: Schedule 16, item 16
5	Illumination requirements: Schedule 17, item 1



7251
Additional traffic lanes joining from the right at a junction as part of temporary traffic management scheme

Item	
1	Regulations: None
2	Directions: 21(1), 36
3	Diagrams: 7256
4	Permitted variants: Schedule 16, item 16
5	Illumination requirements: Schedule 17, item 1




7252
Traffic joining from the left at a junction as part of temporary traffic management scheme; traffic on the main carriageway has priority

Item	
1	Regulations: None
2	Directions: 21(1), 36
3	Diagrams: 7256
4	Permitted variants: Schedule 16, item 16
5	Illumination requirements: Schedule 17, item 1

Status: This is the original version (as it was originally made). This item of legislation is currently only available in its original format.

SCHEDULE 12 PART III SIGNS FOR LANE CLOSURES AND CONTRA-FLOW WORKING AT ROAD WORKS (contd.)



7253
Traffic joining main carriageway at a junction as part of temporary traffic management scheme; traffic on the main carriageway has priority

Item	
1	Regulations: None
2	Directions: 21(1), 36
3	Diagrams: 7256
4	Permitted variants: Schedule 16, item 16
5	Illumination requirements: Schedule 17, item 1



7254
Additional traffic lane joining from the left at a junction as part of temporary traffic management scheme

Item	
1	Regulations: None
2	Directions: 21(1), 36
3	Diagrams: 7256
4	Permitted variants: Schedule 16, item 16
5	Illumination requirements: Schedule 17, item 1



7255
Additional traffic lane available ahead as part of temporary traffic management scheme

Item	
1	Regulations: None
2	Directions: 21(1), 36
3	Diagrams: 7256
4	Permitted variants: Schedule 16, item 16
5	Illumination requirements: Schedule 17, item 1

Status: This is the original version (as it was originally made). This item of legislation is currently only available in its original format.

SCHEDULE 12 PART III SIGNS FOR LANE CLOSURES AND CONTRA-FLOW WORKING AT ROAD WORKS (contd.)



7256
Distance ahead at which the change in road layout occurs

Item	
1	Regulations: None)
2	Directions: 21(1), 36
3	Diagrams: 7250, 7251, 7252, 7253, 7254, 7255
4	Permitted variants: Schedule 16, item 6
5	Illumination requirements: Schedule 17, item 1



7260
Panel to appear at top of road works sign allowing traffic to use hard shoulder as indicated on main part of sign

Item	
1	Regulations: 17
2	Directions: 7, 36
3	Diagrams: 7211.1, 7230, 7233, 7234
4	Permitted variants: The legend may be on one line
5	Illumination requirements: Schedule 17, item 1



7261
Panel to appear at top of road works sign instructing traffic using hard shoulder to rejoin main carriageway

Item	
1	Regulations: 17
2	Directions: 7, 36
3	Diagrams: 7231, 7232
4	Permitted variants: The legend may be on one line
5	Illumination requirements: Schedule 17, item 1



7262
Panel to appear at top of road works sign instructing traffic to get into the appropriate lane as indicated on main part of sign

Item	
1	Regulations: 17
2	Directions: 36
3	Diagrams: 7201, 7211.1, 7212, 7213, 7218, 7221, 7230, 7231, 7234, 7238
4	Permitted variants: The legend may be on two lines
5	Illumination requirements: Schedule 17, item 1

Status: This is the original version (as it was originally made). This item of legislation is currently only available in its original format.

SCHEDULE 12 PART III SIGNS FOR LANE CLOSURES AND CONTRA-FLOW WORKING AT ROAD WORKS (contd.)



7263
Panel to appear at top of road works sign instructing traffic to remain in appropriate lane

Item	
1	Regulations: 17
2	Directions: 36
3	Diagrams: 7201, 7210, 7211.1, 7212, 7213, 7214, 7215, 7216, 7217, 7218, 7221, 7230, 7231, 7234, 7237, 7238, 7239
4	Permitted variants: The legend may be on one line
5	Illumination requirements: Schedule 17, item 1



7264
Panel to appear at top of road works sign indicating that traffic lanes are narrower than normal

Item	
1	Regulations: 17
2	Directions: 36
3	Diagrams: 7201, 7201.1, 7210, 7211.1, 7212, 7213, 7214, 7215, 7216, 7217, 7218, 7221, 7230, 7231, 7234, 7235, 7237, 7238, 7239
4	Permitted variants: The legend may be on one line
5	Illumination requirements: Schedule 17, item 1



7270
Panel to appear at bottom of road works sign indicating distance in miles to junction indicated on signs shown in diagrams in item 3 of the table

Item	
1	Regulations: 17
2	Directions: 36
3	Diagrams: 7201, 7220, 7240
4	Permitted variants: "1 mile" may be varied to "2/3 mile"
5	Illumination requirements: Schedule 17, item 1



7271
Panel to appear at bottom of road works sign indicating distance in yards to point at which condition indicated by signs shown in diagrams in item 3 of the table start to apply

Item	
1	Regulations: 17
2	Directions: 36
3	Diagrams: 7201, 7210, 7211.1, 7212, 7213, 7214, 7215, 7216, 7217, 7218, 7220, 7221, 7230, 7231, 7232, 7233, 7234, 7235, 7236, 7237, 7238, 7239, 7240
4	Permitted variants: "200" may be varied to the appropriate distance to the nearest 50 yards. The legend may be on two lines. "yards" may be varied to "yds"
5	Illumination requirements: Schedule 17, item 1

Status: This is the original version (as it was originally made). This item of legislation is currently only available in its original format.

SCHEDULE 12 PART III SIGNS FOR LANE CLOSURES AND CONTRA-FLOW WORKING AT ROAD WORKS (contd.)



7272

Panel to appear at bottom of road works sign indicating that the change to the road layout indicated by signs shown in diagrams in item 3 of the table occurs at that point

Item	
1	Regulations: 17
2	Directions: 36
3	Diagrams: 7211.1, 7212, 7213, 7214, 7218, 7230, 7231, 7232, 7233, 7234, 7238, 7239
4	Permitted variants: None
5	Illumination requirements: Schedule 17, item 1



7274

Panel to appear at bottom of road works sign indicating that traffic lanes are narrower than normal

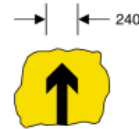
Item	
1	Regulations: 17
2	Directions: 36
3	Diagrams: 7210, 7211.1, 7212, 7213, 7214, 7215, 7216, 7217, 7218, 7221, 7230, 7231, 7234, 7237, 7238, 7239
4	Permitted variants: The legend may be on one line
5	Illumination requirements: Schedule 17, item 1



7275

Panel to appear at bottom of road works sign indicating temporary maximum speed in miles per hour advised

Item	
1	Regulations: 17
2	Directions: 36
3	Diagrams: 7201, 7210, 7211.1, 7212, 7213, 7214, 7215, 7216, 7217, 7218, 7221, 7230, 7231, 7232, 7234, 7237, 7238, 7239
4	Permitted variants: Schedule 16, item 1
5	Illumination requirements: Schedule 17, item 1



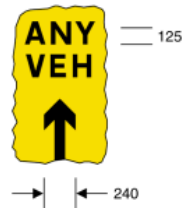
7280

Symbol that may be incorporated into a road works sign to indicate a lane open to traffic

Item	
1	Regulations: None
2	Directions: 36
3	Diagrams: 7201, 7201.1, 7210, 7211.1, 7212, 7213, 7214, 7215, 7216, 7217, 7218, 7220, 7221, 7230, 7231, 7232, 7233, 7234, 7235, 7236, 7237, 7238, 7239, 7240
4	Permitted variants: None
5	Illumination requirements: Not applicable

Status: This is the original version (as it was originally made). This item of legislation is currently only available in its original format.

SCHEDULE 12 PART III SIGNS FOR LANE CLOSURES AND CONTRA-FLOW WORKING AT ROAD WORKS (contd.)



7281

Symbol that may be incorporated into a road works sign to indicate a lane open to any vehicle

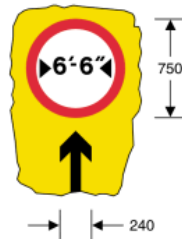
Item	
1	Regulations: None
2	Directions: 36
3	Diagrams: Same as 7280
4	Permitted variants: None
5	Illumination requirements: Not applicable



7282

Symbol that may be incorporated into a road works sign to indicate a lane subject to a temporary prohibition on goods vehicles exceeding the maximum gross weight shown

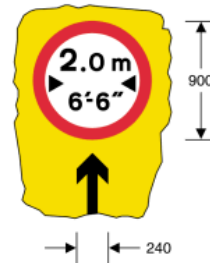
Item	
1	Regulations: None
2	Directions: 7, 36
3	Diagrams: Same as 7280
4	Permitted variants: Same as diagram 622.1A. The size of the sign to diagram 622.1A shall be increased to 900 mm diameter when used in conjunction with diagram 7283.1 or 7284.1
5	Illumination requirements: Not applicable



7283

Symbol that may be incorporated into a road works sign to indicate a lane subject to a temporary width restriction

Item	
1	Regulations: None
2	Directions: 7, 36
3	Diagrams: Same as 7280
4	Permitted variants: Schedule 16, item 1
5	Illumination requirements: Not applicable



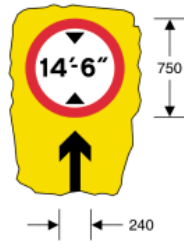
7283.1

As diagram 7283, with width indicated in both metric and imperial units

Item	
1	Regulations: None
2	Directions: 7, 36
3	Diagrams: Same as 7280
4	Permitted variants: Schedule 16, item 1
5	Illumination requirements: Not applicable

Status: This is the original version (as it was originally made). This item of legislation is currently only available in its original format.

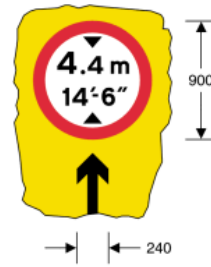
SCHEDULE 12 PART III SIGNS FOR LANE CLOSURES AND CONTRA-FLOW WORKING AT ROAD WORKS (contd.)



7284

Symbol that may be incorporated into a road works sign to indicate a lane subject to a temporary height restriction

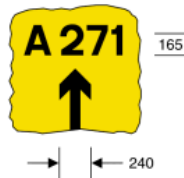
Item	
1	Regulations: None
2	Directions: 7, 36
3	Diagrams: Same as 7280
4	Permitted variants: Schedule 16, item 1
5	Illumination requirements: Not applicable



7284.1

As diagram 7284, with height indicated in both metric and imperial units

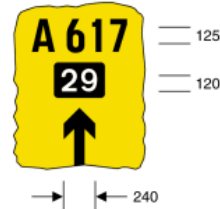
Item	
1	Regulations: None
2	Directions: 7, 36
3	Diagrams: Same as 7280
4	Permitted variants: Schedule 16, item 1
5	Illumination requirements: Not applicable



7285

Symbol that may be incorporated into a road works sign on an all-purpose road to indicate that a lane leads to a particular destination

Item	
1	Regulations: None
2	Directions: 13(3), 36
3	Diagrams: 7201, 7210, 7211.1, 7212, 7213, 7214, 7215, 7216, 7217, 7218, 7220, 7221, 7230, 7231, 7232, 7233, 7234, 7235, 7236, 7237, 7238, 7239, 7240
4	Permitted variants: Schedule 16, items 19, 20 The angle of the arrow may be varied to point 45° upwards to the left
5	Illumination requirements: Not applicable



7286

Symbol that may be incorporated into a road works sign on a motorway to indicate that a lane leads to a particular destination at the junction shown

Item	
1	Regulations: None
2	Directions: 14(1), 36
3	Diagrams: Same as 7285
4	Permitted variants: Schedule 16, items 19, 20 Same as diagram 7285
5	Illumination requirements: Not applicable

Status: This is the original version (as it was originally made). This item of legislation is currently only available in its original format.

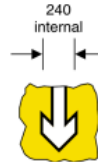
SCHEDULE 12 PART III SIGNS FOR LANE CLOSURES AND CONTRA-FLOW WORKING AT ROAD WORKS (contd.)



7287

Symbol that may be incorporated into a road works sign to indicate that a lane is closed

Item	
1	Regulations: None
2	Directions: 36
3	Diagrams: 7201
4	Permitted variants: None
5	Illumination requirements: Not applicable



7288

Symbol that may be incorporated into a road works sign to indicate that traffic is moving in the opposite direction to traffic in other lanes which are segregated by traffic cylinders of the type shown in diagram 7103

Item	
1	Regulations: None
2	Directions: 36
3	Diagrams: 7201.1
4	Permitted variants: None
5	Illumination requirements: Not applicable



7290

Mandatory speed limit ahead at road works

Item	
1	Regulations: None
2	Directions: 7, 36
3	Diagrams: None
4	Permitted variants: Schedule 16, item 1
5	Illumination requirements: Schedule 17, item 1



7291

Information on breakdown recovery services during road works

Item	
1	Regulations: None
2	Directions: 36
3	Diagrams: None
4	Permitted variants: "Await rescue" may be varied to "End"
5	Illumination requirements: Schedule 17, item 1

Status: This is the original version (as it was originally made). This item of legislation is currently only available in its original format.

SCHEDULE 12 PART III SIGNS FOR LANE CLOSURES AND CONTRA-FLOW WORKING AT ROAD WORKS (contd.)



7292
Instructions to drivers of wide loads on action to be taken before reaching road works ahead

Item	
1	Regulations: None
2	Directions: 36
3	Diagrams: None
4	Permitted variants: Schedule 16, item 1 "Follow diversion at next exit" may be varied to "Contact police from emergency phone" or "Straddle nearside two lanes"
5	Illumination requirements: Schedule 17, item 1



7293
Instructions to drivers of wide loads on location from which they should telephone for assistance

Item	
1	Regulations: None
2	Directions: 36
3	Diagrams: None
4	Permitted variants: None
5	Illumination requirements: Schedule 17, item 1



7294
Temporary maximum speed in miles per hour advised

Item	
1	Regulations: None
2	Directions: 36
3	Diagrams: None
4	Permitted variants: Schedule 16, item 1
5	Illumination requirements: Schedule 17, item 1

Status: This is the original version (as it was originally made). This item of legislation is currently only available in its original format.

PART IV

SIGNS FOR ROAD WORKS ENTRANCES AND EXITS

SCHEDULE 12 PART IV
SIGNS FOR ROAD WORKS ENTRANCES AND EXITS

Regulation 11(1)



7301
Temporary access to a construction or road works site

Item	
1	Regulations: None
2	Directions: 36
3	Diagrams: 506.1
4	Permitted variants: "WORKS ACCESS" may be varied to "WORKS TRAFFIC ONLY" or "NO WORKS TRAFFIC"
5	Illumination requirements: Schedule 17, item 4



7302
Temporary exit from a construction or road works site

Item	
1	Regulations: None
2	Directions: 36
3	Diagrams: 506.1
4	Permitted variants: None
5	Illumination requirements: Schedule 17, item 4



7303
Direction to be taken by road works or construction traffic at a junction ahead

Item	
1	Regulations: None
2	Directions: 36
3	Diagrams: None
4	Permitted variants: Schedule 16, item 12
5	Illumination requirements: Schedule 17, item 4

Status: This is the original version (as it was originally made). This item of legislation is currently only available in its original format.

SCHEDULE 12 PART IV SIGNS FOR ROAD WORKS ENTRANCES AND EXITS (contd.)



7304
Direction to be taken by road works or construction traffic at a junction or works entrance ahead

Item	
1	Regulations: None
2	Directions: 36
3	Diagrams: None
4	Permitted variants: Schedule 16, item 12
5	Illumination requirements: Schedule 17, item 4



7305
Direction to be taken by road works or construction traffic at a junction or works entrance

Item	
1	Regulations: None
2	Directions: 36
3	Diagrams: None
4	Permitted variants: Schedule 16, item 15
5	Illumination requirements: Schedule 17, item 4



7306
Direction to be taken by road works or construction traffic to an access to a works site ahead

Item	
1	Regulations: None
2	Directions: 36
3	Diagrams: None
4	Permitted variants: Schedule 16, items 6, 16
5	Illumination requirements: Schedule 17, item 4



7307
Exit from a works site ahead

Item	
1	Regulations: None
2	Directions: 36
3	Diagrams: None
4	Permitted variants: Schedule 16, item 6
5	Illumination requirements: Schedule 17, item 4

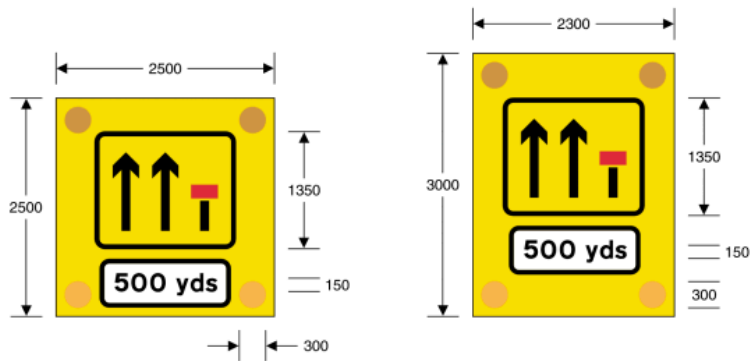
Status: This is the original version (as it was originally made). This item of legislation is currently only available in its original format.

PART V

SIGNS MOUNTED ON ROAD WORKS VEHICLES

SCHEDULE 12 PART V
SIGNS MOUNTED ON ROAD WORKS VEHICLES

Regulation 11(1)

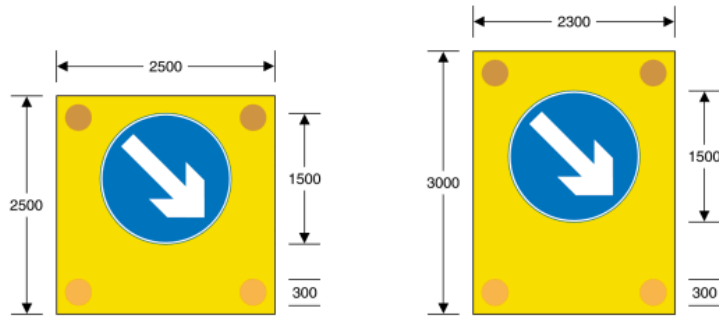


7402
Lanes closed to traffic ahead by vehicles
carrying out mobile road works
(Alternative types)

Item	
1	Regulations: 14
2	Directions: 36
3	Diagrams: None
4	Permitted variants: Schedule 16, item 16 "500 yds" may be varied to an alternative distance to the nearest 50 yards, to "Ahead" or, on the sign shown in the right hand diagram, to "On slip road" on two lines. The distance plate may be omitted
5	Illumination requirements: Schedule 17, item 4

Status: This is the original version (as it was originally made). This item of legislation is currently only available in its original format.

SCHEDULE 12 PART V SIGNS MOUNTED ON ROAD WORKS VEHICLES (contd.)



7403
Other traffic to keep to the right of vehicles carrying out mobile road works (Alternative types)

Item	
1	Regulations: 10(1), 14, 26(6)
2	Directions: 36
3	Diagrams: None
4	Permitted variants: Arrow may point downwards to the left
5	Illumination requirements: Schedule 17, item 4



7404
Nature of work being done by vehicle working on the highway

Item	
1	Regulations: 14(1)
2	Directions: 36
3	Diagrams: None
4	Permitted variants: "HIGHWAY" may be varied to "MOTORWAY" or "ROAD". The legend may be on one line
5	Illumination requirements: Schedule 17, item 9