

SCHEDULE 12

Regulation 11(1)

Status: This is the original version (as it was originally made). This item of legislation is currently only available in its original format.

PART I

MISCELLANEOUS WARNING, INFORMATORY AND REGULATORY SIGNS FOR ROAD WORKS

SCHEDULE 12 PART I MISCELLANEOUS WARNING, INFORMATORY AND REGULATORY SIGNS FOR ROAD WORKS

Regulation 11(1)



7001
Road works or temporary obstruction of the carriageway ahead

Item	
1	Regulations: 14, 42
2	Directions: 9, 19, 31
3	Diagrams: 570, 572, 573, 645, 7001.1, 7001.2, 7021
4	Permitted variants: None
5	Illumination requirements: Schedule 17, item 1



50
(62.5)
(75)
(100)
(125)
(150)

7001.1
Nature of road works

Item	
1	Regulations: 14
2	Directions: 19, 31
3	Diagrams: 7001
4	Permitted variants: "Line painting" may be shown on two lines or varied to: 1. "Grass cutting" 2. "Tree cutting" 3. "Hedge cutting" 4. "Ditching" 5. "Weed spraying" 6. "Sign erection" 7. "Sign maintenance" 8. "Lighting maintenance" 9. "Overhead works" 10. "On slip road" 11. "Surveying" 12. "Mobile road works" 13. "Road sweeping" 14. "Gully emptying" 15. "Gritting" 16. "Salting" 17. "Snow ploughing" 18. "Blasting" 19. "On hard shoulder"
5	Illumination requirements: Schedule 17, item 3



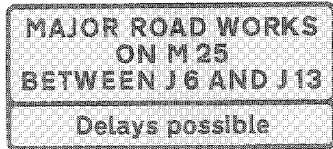
(50)
(62.5)
(75)
(100)
(125)
(150)
(200)

7001.2
Location of road works immediately ahead on route indicated

Item	
1	Regulations: None
2	Directions: 19, 31
3	Diagrams: 7001
4	Permitted variants: Schedule 16, item 20 Direction may be varied or omitted and "On" added before route number
5	Illumination requirements: Schedule 17, item 8

Status: This is the original version (as it was originally made). This item of legislation is currently only available in its original format.


SCHEDULE 12 PART I MISCELLANEOUS WARNING, INFORMATORY AND REGULATORY SIGNS FOR ROAD WORKS (contd.)



75 min
250 max

7002
Major road works at a specified location ahead


Item	
1	Regulations: None
2	Directions: 13(1), 31
3	Diagrams: None
4	Permitted variants: Schedule 16, item 20 The route number and the word "ON" may be omitted. "BETWEEN" may be varied to "AT" and the second junction number and the word "AND" omitted. "J" may be varied to "JUNCTION". Junction numbers may be varied to local place names. The motorway number may be varied to an all-purpose road number or the name of a road. A date may be added to the top panel. "MAJOR ROAD WORKS" may be on two lines. "BETWEEN" may be on a separate line. The legend in the top panel may be on two lines
5	Illumination requirements: Schedule 17, item 1



60 min
200 max
75 min
250 max

7003
Starting date and duration of road works

Item	
1	Regulations: None
2	Directions: 31
3	Diagrams: None
4	Permitted variants: Schedule 16, items 37, 39 Duration of work may be varied
5	Illumination requirements: Schedule 17, item 4



100 min
250 max

800 min
1500 max
80 min
200 max

7004
Road works ahead and the nature of works indicated

Item	
1	Regulations: None
2	Directions: 31
3	Diagrams: None
4	Permitted variants: "Replacing damaged bridge supports" may be varied to a short description of the work in progress or explanation of why work is suspended. The distance plate may be replaced with a plate of the type shown in diagram 570 in which case item 5 of Schedule 16 applies. The diagram 7001 sign and distance plate may be omitted
5	Illumination requirements: Schedule 17, item 1



100 min
250 max


800 min
1500 max
80 min
200 max

7005
Delays possible for specified period due to road works ahead

Item	
1	Regulations: None
2	Directions: 31
3	Diagrams: None
4	Permitted variants: Schedule 16, item 37 The phrase "until Sept 99" may be omitted
5	Illumination requirements: Schedule 17, item 1


Status: This is the original version (as it was originally made). This item of legislation is currently only available in its original format.

SCHEDULE 12 PART I MISCELLANEOUS WARNING, INFORMATORY AND REGULATORY SIGNS FOR ROAD WORKS (contd.)



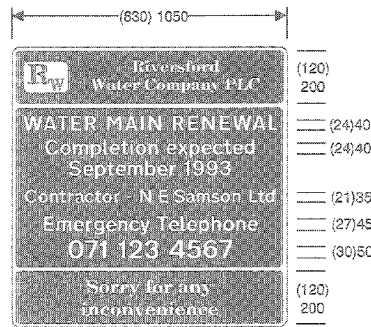
7006
End of road works and of any associated temporary statutory restrictions

Item	
1	Regulations: None
2	Directions: 9, 31
3	Diagrams: None
4	Permitted variants: Schedule 16, item 39
5	Illumination requirements: Schedule 17, item 1



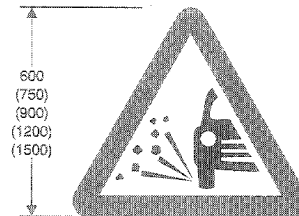
7007
Relevant particulars of major construction or improvement scheme being carried out on road ahead

Item	
1	Regulations: None
2	Directions: 31
3	Diagrams: None
4	Permitted variants: Schedule 18, items 37, 38 Details of the scheme shall be varied as appropriate. A reference to EC support may be added
5	Illumination requirements: Schedule 17, item 9



7008
Nature of street works, giving names of employer and contractor, emergency telephone number, and apology for inconvenience

Item	
1	Regulations: 13(1), 13(4)
2	Directions: 31
3	Diagrams: None
4	Permitted variants: Details shown shall be varied as appropriate, but the emergency telephone number must be the most prominent item. The top and bottom panels may be in any colours and style of lettering. The bottom panel may be omitted. The top panel may be omitted and the Undertaker's name shown on the main panel
5	Illumination requirements: Schedule 17, item 9



7009
Loose chippings on road ahead

Item	
1	Regulations: 42
2	Directions: 19, 31
3	Diagrams: 513.2, 570, 572, 573
4	Permitted variants: None
5	Illumination requirements: Schedule 17, item 1

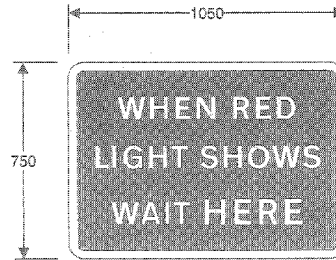
Status: This is the original version (as it was originally made). This item of legislation is currently only available in its original format.

SCHEDULE 12 PART I MISCELLANEOUS WARNING, INFORMATORY AND REGULATORY SIGNS FOR ROAD WORKS (contd.)




7010
Vehicular traffic should proceed slowly owing to temporary hazard resulting from wet tar on the road

Item	
1	Regulations: 42
2	Directions: 31
3	Diagrams: None
4	Permitted variants: "SLOW WET TAR" may be varied to: 1. "RAMP AHEAD" 2. "ROAD AHEAD CLOSED" 3. "ROAD CLOSED" (name of road may be substituted for "ROAD") 4. "TEMPORARY ROAD SURFACE" 5. "TRAFFIC CONTROL AHEAD" 6. "TRAFFIC SIGN MAINTENANCE" 7. "TRAFFIC SIGNAL MAINTENANCE" 8. "WORK IN CENTRE OF ROAD"
5	Illumination requirements: Schedule 17, item 1



7011
Point beyond which vehicular traffic must not proceed when required to stop by regulation 33 in accordance with the indication given by the portable light signals shown in diagram 3000.1 and when the road marking shown in diagram 1001 is not placed on the carriageway

Item	
1	Regulations: 33
2	Directions: 31
3	Diagrams: 3000.1, 7023
4	Permitted variants: "RED LIGHT" may be varied to "STOP SIGN"
5	Illumination requirements: Schedule 17, item 1

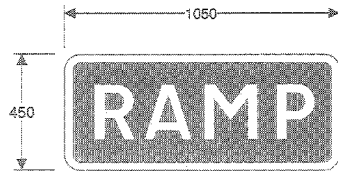


7012
Temporary absence of road markings

Item	
1	Regulations: 42
2	Directions: 31
3	Diagrams: None
4	Permitted variants: Schedule 16, item 6 "NO ROAD MARKINGS FOR 2 MILES" may be varied to: 1. "NO GIVE WAY MARKINGS" 2. "NO STOP MARKINGS" 3. "NO ROAD MARKINGS" 4. "NO ROAD MARKINGS AT JUNCTION" 5. "NO ROAD MARKINGS AT LEVEL CROSSING"
5	Illumination requirements: Schedule 17, item 1


Status: This is the original version (as it was originally made). This item of legislation is currently only available in its original format.

SCHEDULE 12 PART 1 MISCELLANEOUS WARNING, INFORMATORY AND REGULATORY SIGNS FOR ROAD WORKS (contd.)



7013
Temporary sudden change in level of carriageway surface


Item	
1	Regulations: 42
2	Directions: 31
3	Diagrams: None
4	Permitted variants: None
5	Illumination requirements: Schedule 17, item 1



50 min
200 max

7014
Permanent change in road layout ahead


Item	
1	Regulations: None
2	Directions: 31, 32
3	Diagrams: None
4	Permitted variants: Schedule 16, item 3 "NEW ROUNDABOUT" may be varied to: 1. "CHANGED PRIORITIES" 2. "GAP CLOSED" 3. "NEW ONE WAY SYSTEM" 4. "NEW ROAD LAYOUT" 5. "NEW TRAFFIC ISLANDS" 6. "NEW TRAFFIC SIGNALS" 7. "SIGNAL PRIORITIES CHANGED" 8. "SIGNAL TIMINGS CHANGED" A distance in yards to the nearest 10 yards may be added before the word "AHEAD" on a separate line where necessary
5	Illumination requirements: Schedule 17, item 4



100 min
200 max

7015
Temporary absence of hard shoulder for distance specified

Item	
1	Regulations: None
2	Directions: 31
3	Diagrams: None
4	Permitted variants: Schedule 16, item 6 "SHOULDER FOR" may be on two lines. Legend may be varied to "SETTING OUT ROAD WORKS AHEAD"
5	Illumination requirements: Schedule 17, item 4



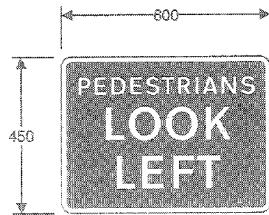
375

7016
Zebra or Pelican crossing temporarily out of use (Sign for pedestrians)

Item	
1	Regulations: None
2	Directions: 31
3	Diagrams: None
4	Permitted variants: None
5	Illumination requirements: Schedule 17, item 9

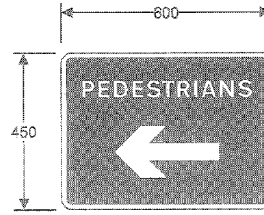
Status: This is the original version (as it was originally made). This item of legislation is currently only available in its original format.

SCHEDULE 12 PART I MISCELLANEOUS WARNING, INFORMATORY AND REGULATORY SIGNS FOR ROAD WORKS (contd.)



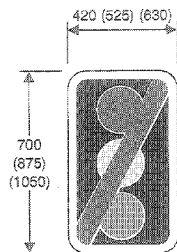
7017
Direction in which pedestrians should look for approaching traffic (Sign for pedestrians)

Item	
1	Regulations: None
2	Directions: 31
3	Diagrams: None
4	Permitted variants: "LEFT" may be varied to "RIGHT" or "BOTH WAYS"
5	Illumination requirements: Schedule 17, item 9




7018
Direction of temporary route for pedestrians (Sign for pedestrians)

Item	
1	Regulations: None
2	Directions: 31
3	Diagrams: None
4	Permitted variants: Schedule 16, item 12 "USE OTHER FOOTWAY" may be added in the place of the arrow
5	Illumination requirements: Schedule 17, item 9



7019
Light signals ahead not in use

Item	
1	Regulations: 42
2	Directions: 31
3	Diagrams: None
4	Permitted variants: None
5	Illumination requirements: Schedule 17, item 4




7020
Variable message sign ahead not in use or being tested

Item	
1	Regulations: 42
2	Directions: 31
3	Diagrams: None
4	Permitted variants: "SIGN" may be varied to "SIGNAL" "NOT IN USE" may be varied to "UNDER TEST". The legend may be on three lines
5	Illumination requirements: Schedule 17, item 4


Status: This is the original version (as it was originally made). This item of legislation is currently only available in its original format.

SCHEDULE 12 PART I MISCELLANEOUS WARNING, INFORMATORY AND REGULATORY SIGNS FOR ROAD WORKS (contd.)




7021
Traffic on road ahead is being controlled by portable light signals
(Indication to traffic joining that road)

Item	
1	Regulations: 42
2	Directions: 19, 31
3	Diagrams: 7001
4	Permitted variants: None
5	Illumination requirements: Schedule 17, item 3




7022
Traffic joining a length of road being controlled by portable light signals is not controlled by such signals

Item	
1	Regulations: 42
2	Directions: 19, 31
3	Diagrams: 562
4	Permitted variants: None
5	Illumination requirements: Schedule 17, item 3



7023
Vehicular traffic must not proceed into a length of road where one-way working is temporarily necessary
(Manually operated sign)

Item	
1	Regulations: 10(1), 49(6)
2	Directions: 31, 34(1)
3	Diagrams: 7011, 7024
4	Permitted variants: None
5	Illumination requirements: Schedule 17, item 5



7024
Vehicular traffic may proceed into a length of road where one-way working is temporarily necessary
(Manually operated sign)

Item	
1	Regulations: 49(6)
2	Directions: 31, 34(1)
3	Diagrams: 7023
4	Permitted variants: None
5	Illumination requirements: Schedule 17, item 5

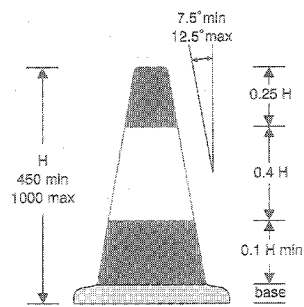
Status: This is the original version (as it was originally made). This item of legislation is currently only available in its original format.

PART II

ROAD WORKS DELINEATORS AND BARRIERS

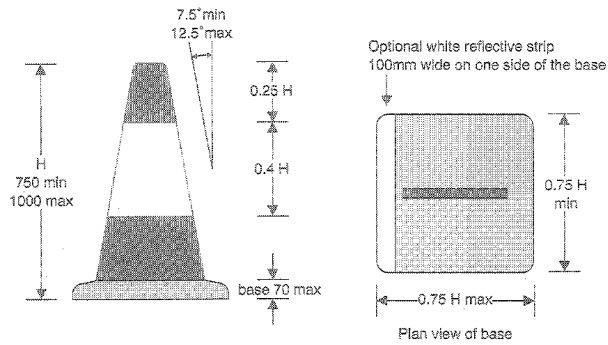
SCHEDULE 12 PART II ROAD WORKS DELINEATORS AND BARRIERS

Regulation 11(1)



Item	
1	Regulations: 44(1), 44(2)
2	Directions: 31, 37
3	Diagrams: None
4	Permitted variants: None
5	Illumination requirements: Schedule 17, item 16

7101
Edge of a route for vehicular traffic through or past a temporary obstruction (Traffic cone)

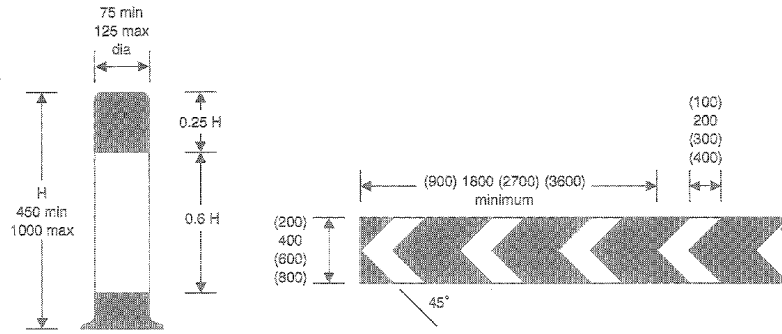


7102
Edge of a route for vehicular traffic through or past a temporary obstruction on a motorway or dual carriageway road (Flat traffic delineator)

Item	
1	Regulations: 11(2), 44(3)
2	Directions: 31, 37
3	Diagrams: None
4	Permitted variants: None
5	Illumination requirements: Schedule 17, item 18

Status: This is the original version (as it was originally made). This item of legislation is currently only available in its original format.

SCHEDULE 12 PART II ROAD WORKS DELINEATORS AND BARRIERS (contd.)



7103

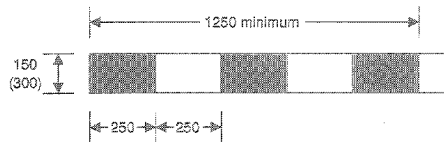
Line of division of traffic flows on one carriageway, or to indicate the edge of a route for vehicular traffic through or past a temporary obstruction, or to mark a boundary between two carriageways of a dual carriageway which may not be crossed except for fire brigade, ambulance or police purposes (Traffic cylinder)

Item	
1	Regulations: 44(4)
2	Directions: 31, 37
3	Diagrams: None
4	Permitted variants: None
5	Illumination requirements: Schedule 17, item 16

7104

Sharp deviation of route to the left at or near road works or other temporary obstructions

Item	
1	Regulations: None
2	Directions: 31, 36, 37
3	Diagrams: None
4	Permitted variants: Schedule 16, item 13
5	Illumination requirements: Schedule 17, item 4



7105

Position of barrier to mark length of road closed to traffic or to guide traffic past an obstruction

Item	
1	Regulations: 42
2	Directions: 31, 36, 37
3	Diagrams: None
4	Permitted variants: None
5	Illumination requirements: Schedule 17, item 4

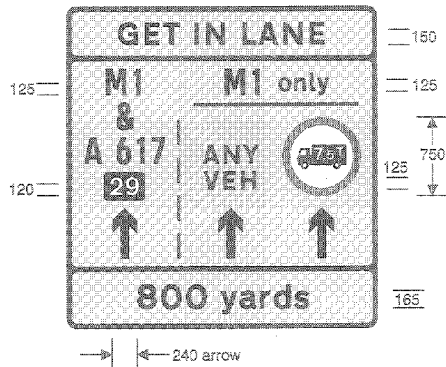
Status: This is the original version (as it was originally made). This item of legislation is currently only available in its original format.

PART III

SIGNS FOR LANE CLOSURES AND CONTRA-FLOW WORKING AT ROAD WORKS

SCHEDULE 12 PART III SIGNS FOR LANE CLOSURES AND CONTRA-FLOW WORKING AT ROAD WORKS

Regulation 11(1)



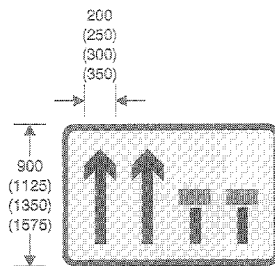
7201

Restrictions ahead on motorway owing to road works

Item	
1	Regulations: 12(8)
2	Directions: 7, 31
3	Diagrams: See table of combinations
4	Permitted variants: Schedule 16, items 16, 41
5	Illumination requirements: Schedule 17, item 1

Table of combinations

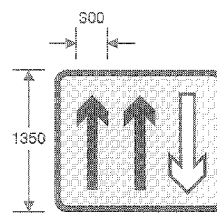
Item 1	Top panel:	None	7262	7263	7264
Item 2	Bottom panels	7270	7270	7271	7271
		7273	7271	7276	7273
		7275	None	None	7275
		None	None	None	None



7202

Right hand two lanes of a four lane dual carriageway closed to traffic ahead

Item	
1	Regulations: 12(8)
2	Directions: 19, 31
3	Diagrams: 7208
4	Permitted variants: Schedule 16, item 16
5	Illumination requirements: Schedule 17, item 1



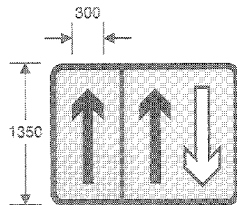
7203

Two lanes of carriageway open with off side contra-flow working

Item	
1	Regulations: 12(8)
2	Directions: 19, 31
3	Diagrams: 7209
4	Permitted variants: Schedule 16, item 16
5	Illumination requirements: Schedule 17, item 1

Status: This is the original version (as it was originally made). This item of legislation is currently only available in its original format.

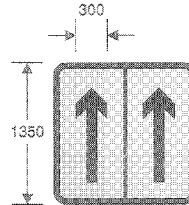
SCHEDULE 12 PART III SIGNS FOR LANE CLOSURES AND CONTRA-FLOW WORKING AT ROAD WORKS (contd.)



7203.1

Two lanes open to traffic, one of which uses the hard shoulder, with off side contra-flow working

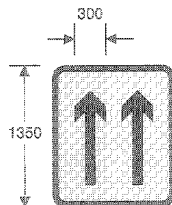
Item	
1	Regulations: 12(8)
2	Directions: 7, 19, 31
3	Diagrams: 7209
4	Permitted variants: Schedule 16, item 16
5	Illumination requirements: Schedule 17, item 1



7204

Two lanes open to traffic one of which uses the hard shoulder

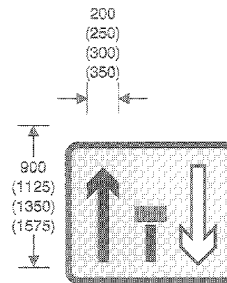
Item	
1	Regulations: 12(8)
2	Directions: 7, 19, 31
3	Diagrams: 7209
4	Permitted variants: Schedule 16, item 16
5	Illumination requirements: Schedule 17, item 1



7205

Two lanes of carriageway open ahead

Item	
1	Regulations: 12(8)
2	Directions: 19, 31
3	Diagrams: 7209
4	Permitted variants: Schedule 16, item 16
5	Illumination requirements: Schedule 17, item 1



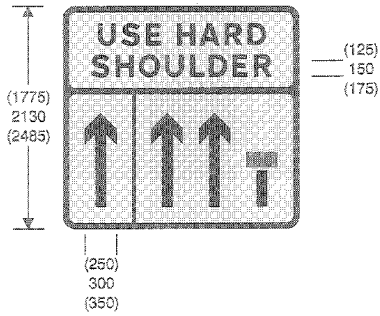
7206

Centre lane of a three lane single carriageway road closed with traffic on the off side of the works travelling in the opposite direction

Item	
1	Regulations: 12(8)
2	Directions: 19, 31
3	Diagrams: 7209
4	Permitted variants: Schedule 16, item 16
5	Illumination requirements: Schedule 17, item 1

Status: This is the original version (as it was originally made). This item of legislation is currently only available in its original format.


SCHEDULE 12 PART III SIGNS FOR LANE CLOSURES AND CONTRA-FLOW WORKING AT ROAD WORKS (contd.)



Item	
1	Regulations: 12(3)
2	Directions: 7, 19, 31
3	Diagrams: 7208
4	Permitted variants: Schedule 16, item 16
5	Illumination requirements: Schedule 17, item 1

7207

Right hand lane of a three lane dual carriageway closed ahead, traffic may use left hand lanes and hard shoulder now



7208

Distance ahead at which conditions indicated by signs shown in the diagrams in item 3 of the table start to apply

Item	
1	Regulations: None
2	Directions: 19, 31
3	Diagrams: 7202, 7206, 7207
4	Permitted variants: Schedule 16, item 6 The legend may be on two lines
5	Illumination requirements: Schedule 17, item 8



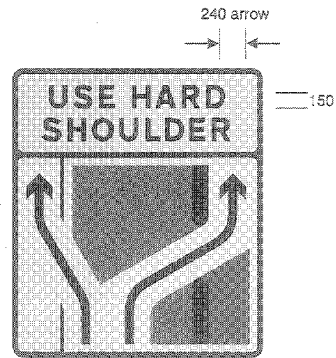
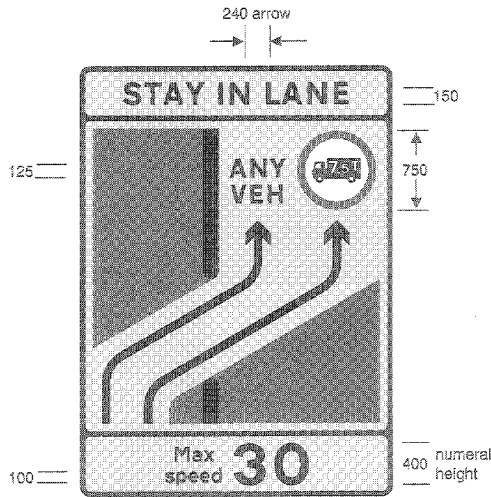
7209

Distance over which conditions indicated by signs shown in the diagrams in item 3 of the table will apply

Item	
1	Regulations: None
2	Directions: 19, 31
3	Diagrams: 7203, 7203.1, 7204, 7205
4	Permitted variants: Schedule 16, item 6 The legend may be on one line
5	Illumination requirements: Schedule 17, item 8

Status: This is the original version (as it was originally made). This item of legislation is currently only available in its original format.

SCHEDULE 12 PART III SIGNS FOR LANE CLOSURES AND CONTRA-FLOW WORKING AT ROAD WORKS (contd.)



7210
Diversion of two traffic lanes to the other carriageway, with heavy goods vehicles prohibited from the right hand lane

Item	
1	Regulations: 12(8)
2	Directions: 7, 31
3	Diagrams: See table of combinations
4	Permitted variants: Schedule 16, items 16, 41
5	Illumination requirements: Schedule 17, item 1

Table of combinations

Item 1	Top panel	None	7263	7264
Item 2	Bottom panels	7271	7271	7271
		7275	7274	7275
		None	7275	None
		None	None	None

7211
Diversion of the two lanes open to traffic; the left hand lane uses the hard shoulder, and the right hand lane goes to the other carriageway

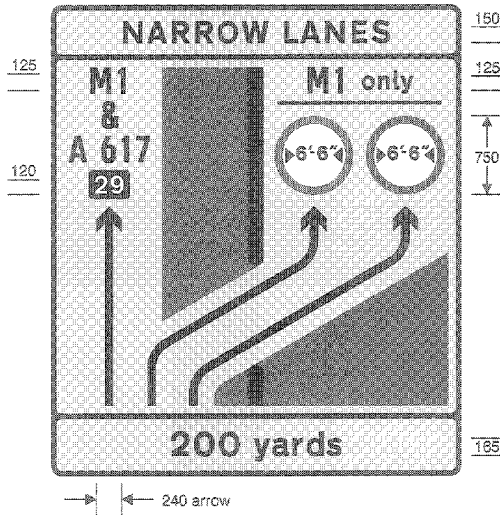
Item	
1	Regulations: 12(8)
2	Directions: 7, 31
3	Diagrams: See table of combinations
4	Permitted variants: Schedule 16, items 16, 41
5	Illumination requirements: Schedule 17, item 1

Table of combinations

Item 1	Top panel	None	7260	7262	7263	7264
Item 2	Bottom panels	7271	7272	7271	7271	7271
			7274			
			7275			
			None			

Status: This is the original version (as it was originally made). This item of legislation is currently only available in its original format.

SCHEDULE 12 PART III SIGNS FOR LANE CLOSURES AND CONTRA-FLOW WORKING AT ROAD WORKS (contd.)

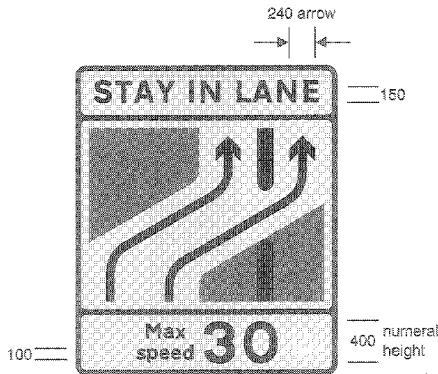


Item	
1	Regulations: 12(8)
2	Directions: 7, 13(1), 31
3	Diagrams: See table of combinations
4	Permitted variants: Schedule 16, items 16, 41
5	Illumination requirements: Schedule 17, item 1

Table of combinations

Item 1	Top panel:	None	7262	7263	7264
Item 2	Bottom panels:	7271	7271	7271	7271
		7272		7272	7272
		7275		7274	7275
		None		7275	None

7212
Diversion of two right hand lanes of three lanes open to traffic to the other carriageway of a motorway; vehicles over 6' 6" wide are prohibited from the two right hand lanes



Item	
1	Regulations: 12(8)
2	Directions: 7, 31
3	Diagrams: See table of combinations
4	Permitted variants: Schedule 16, items 16, 41
5	Illumination requirements: Schedule 17, item 1


Table of combinations

Item 1	Top panel:	None	7262	7263	7264
Item 2	Bottom panels:	7271	7271	7271	7271
		7272		7272	7272
		7275		7274	7275
		None		7275	None

7213
Diversion of two lanes open to traffic; the left hand lane moves to the right hand side of the carriageway, and the right hand lane goes to the other carriageway

Status: This is the original version (as it was originally made). This item of legislation is currently only available in its original format.

SCHEDULE 12 PART III SIGNS FOR LANE CLOSURES AND CONTRA-FLOW WORKING AT ROAD WORKS (contd.)



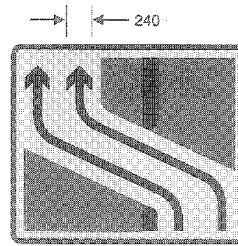
7214

Diversion of left hand lane from original carriageway to join right hand lane already diverted to the other carriageway

Item	
1	Regulations: 12(8)
2	Directions: 7, 31
3	Diagrams: See table of combinations
4	Permitted variants: Schedule 16, items 16, 41
5	Illumination requirements: Schedule 17, item 1

Table of combinations

Item 1	Top panel	None	7263	7264
Item 2	Bottom panels	7271	7271	7271
		7272	7272	7272
		7275	7274	7275
		None	7275	None
		None	None	None



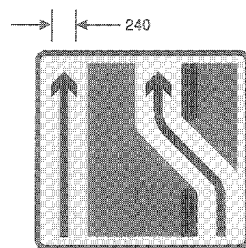
7215

Two lanes open to traffic return to original carriageway

Item	
1	Regulations: 12(8)
2	Directions: 7, 31
3	Diagrams: See table of combinations
4	Permitted variants: Schedule 16, items 16, 41
5	Illumination requirements: Schedule 17, item 1

Table of combinations

Item 1	Top panel	None	7263	7264
Item 2	Bottom panels	7271	7271	7271
		7275	7274	7275
		None	7275	None
		None	None	None
		None	None	None



7216

Right hand lane returns to right hand side of original carriageway ahead, but remains separated by works area from left hand lane

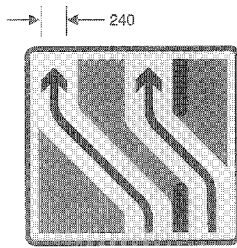
Item	
1	Regulations: 12(8)
2	Directions: 7, 31
3	Diagrams: See table of combinations
4	Permitted variants: Schedule 16, items 16, 41
5	Illumination requirements: Schedule 17, item 1

Table of combinations

Item 1	Top panel	None	7263	7264
Item 2	Bottom panels	7271	7271	7271
		7275	7274	7275
		None	7275	None
		None	None	None
		None	None	None

Status: This is the original version (as it was originally made). This item of legislation is currently only available in its original format.

SCHEDULE 12 PART III SIGNS FOR LANE CLOSURES AND CONTRA-FLOW WORKING AT ROAD WORKS (contd.)




7217

Left hand lane returns from right hand side of original carriageway to left hand side ahead and right hand lane returns from other carriageway to right hand side of original carriageway

Item 1	Regulations: 12(8)
Item 2	Directions: 7, 31
Item 3	Diagrams: See table of combinations
Item 4	Permitted variants: Schedule 16, items 16, 41
Item 5	Illumination requirements: Schedule 17, item 1

Table of combinations

Item 1	Top panel	None	7263	7264
Item 2	Bottom panels	7271	7271	7271
		7275	7274	7275
		None	7275	None



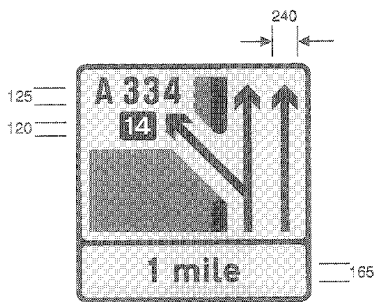
7218

Left hand lane returns from other carriageway to original carriageway ahead; right hand lane continues on other carriageway

Item 1	Regulations: 12(8)
Item 2	Directions: 7, 31
Item 3	Diagrams: See table of combinations
Item 4	Permitted variants: Schedule 16, items 16, 41
Item 5	Illumination requirements: Schedule 17, item 1

Table of combinations

Item 1	Top panel	None	7262	7263	7264
Item 2	Bottom panels	7271	7271	7271	7271
		7272	7271	7272	7272
		7275	7274	7274	7275
		None	7275	None	None



7220

Destinations reached from a junction where traffic is in contra-flow on other carriageway of a motorway

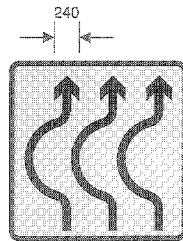
Item 1	Regulations: 12(8)
Item 2	Directions: 7, 13(1), 31
Item 3	Diagrams: See table of combinations
Item 4	Permitted variants: Schedule 16, items 16, 20, 41 Place names may be added to the route number.
Item 5	Illumination requirements: Schedule 17, item 1

Table of combinations

Item 1	Top panel	None
Item 2	Bottom panels	7270
		7271
		None

Status: This is the original version (as it was originally made). This item of legislation is currently only available in its original format.

SCHEDULE 12 PART III SIGNS FOR LANE CLOSURES AND CONTRA-FLOW WORKING AT ROAD WORKS (contd.)



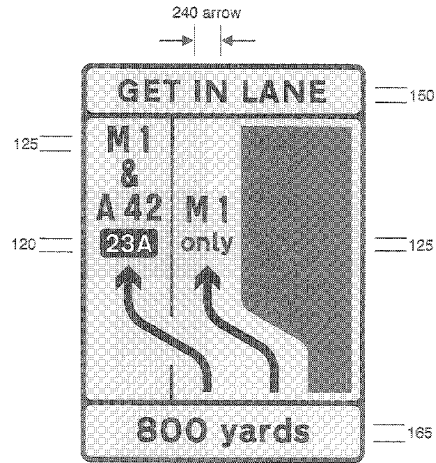
7221

Sharp bends ahead where traffic is diverted onto a temporary road for a short distance

Item	
1	Regulations: 12(6)
2	Directions: 31
3	Diagrams: See table of combinations
4	Permitted variants: Schedule 16, items 16, 28, 41
5	Illumination requirements: Schedule 17, item 1

Table of combinations

Item 1	Top panel	None	7262	7263	7264
Item 2	Bottom panels	7271 7275 None	7271	7271 7274 7275 None	7271 7275 None



7230

Diversion of traffic from left and centre lanes of a motorway carriageway to use hard shoulder and left hand lane; hard shoulder is to be used by traffic leaving at the junction specified

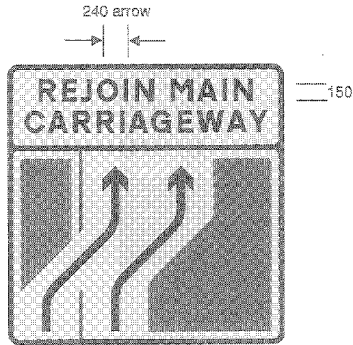
Item	
1	Regulations: 12(6)
2	Directions: 7, 13(1), 31
3	Diagrams: See table of combinations
4	Permitted variants: Schedule 16, items 16, 41
5	Illumination requirements: Schedule 17, item 1

Table of combinations

Item 1	Top panel	None	7260	7262	7263	7264
Item 2	Bottom panels	7271	7272 7274 7275 None	7271	7271	7271

Status: This is the original version (as it was originally made). This item of legislation is currently only available in its original format.

SCHEDULE 12 PART III SIGNS FOR LANE CLOSURES AND CONTRA-FLOW WORKING AT ROAD WORKS (contd.)

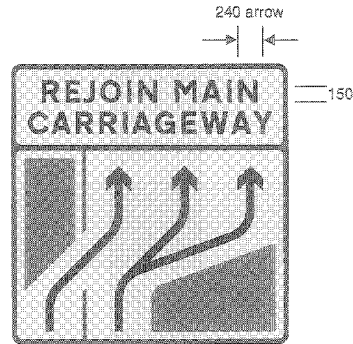


7231
Return of traffic from hard shoulder and left lane of carriageway to left and centre lanes

Item	
1	Regulations: 12(8)
2	Directions: 7, 31
3	Diagrams: See table of combinations
4	Permitted variants: Schedule 16, items 16, 41
5	Illumination requirements: Schedule 17, item 1

Table of combinations

Item 1	Top panel	None	7261	7262	7263	7284
Item 2	Bottom panels	7271	7272 7274 7275 None	7271	7271	7271



7232
Return of traffic from hard shoulder and left lane of carriageway to use three lanes

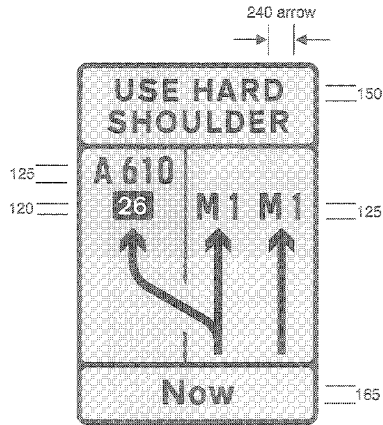
Item	
1	Regulations: 12(8)
2	Directions: 7, 31
3	Diagrams: See table of combinations
4	Permitted variants: Schedule 16, items 16, 41
5	Illumination requirements: Schedule 17, item 1

Table of combinations

Item 1	Top panel	None	7261
Item 2	Bottom panels	7271	7272 7275 None

Status: This is the original version (as it was originally made). This item of legislation is currently only available in its original format.

SCHEDULE 12 PART III SIGNS FOR LANE CLOSURES AND CONTRA-FLOW WORKING AT ROAD WORKS (contd.)

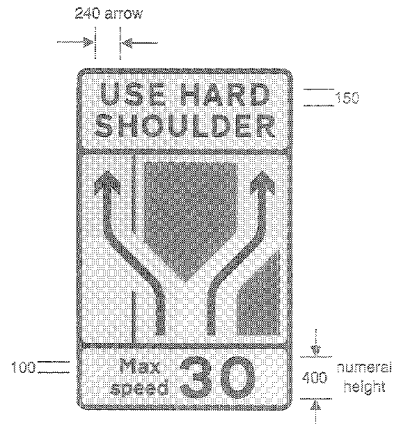


7233
Traffic from left hand lane of carriageway of a motorway to use hard shoulder to leave at junction ahead

Item	
1	Regulations: 12(8)
2	Directions: 7, 13(1), 31
3	Diagrams: See table of combinations
4	Permitted variants: Schedule 16, items 16, 20, 41
5	Illumination requirements: Schedule 17, item 1

Table of combinations

Item 1	Top panel	None	7260
Item 2	Bottom panels	7271	7272 None



7234
Traffic from left hand lane to use hard shoulder ahead; traffic from centre lane to move to right hand side of carriageway

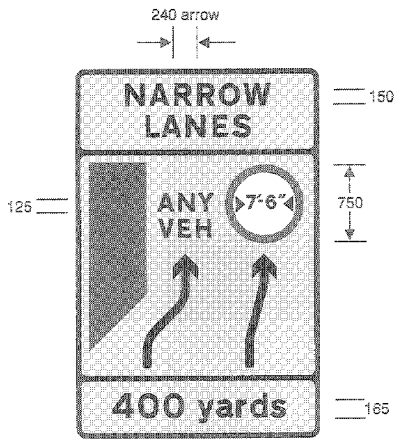
Item	
1	Regulations: 12(8)
2	Directions: 7, 31
3	Diagrams: See table of combinations
4	Permitted variants: Schedule 16, items 16, 41
5	Illumination requirements: Schedule 17, item 1

Table of combinations

Item 1	Top panel	None	7260	7262	7263	7264
Item 2	Bottom panels	7271	7272 7274 7275 None	7271	7271	7271

Status: This is the original version (as it was originally made). This item of legislation is currently only available in its original format.

SCHEDULE 12 PART III SIGNS FOR LANE CLOSURES AND CONTRA-FLOW WORKING AT ROAD WORKS (contd.)

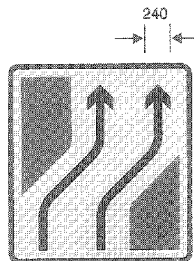


7235
Lanes ahead are narrower than normal: wide vehicles are prohibited from the right hand lane

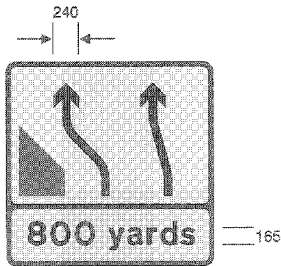
Item	
1	Regulations: 12(8)
2	Directions: 31
3	Diagrams: See table of combinations
4	Permitted variants: Schedule 16, items 16, 41
5	Illumination requirements: Schedule 17, item 1

Table of combinations

Item 1	Top panel	7264
Item 2	Bottom panels	7271 None



7237
Diversion of traffic from left and centre lanes to centre and right hand lanes



7236
Lanes return to normal width

Item	
1	Regulations: 12(8)
2	Directions: 31
3	Diagrams: See table of combinations
4	Permitted variants: Schedule 16, items 16, 41
5	Illumination requirements: Schedule 17, item 1

Table of combinations

Item 1	Top panel	None
Item 2	Bottom panels	7271 None


Item	
1	Regulations: 12(6)
2	Directions: 31
3	Diagrams: See table of combinations
4	Permitted variants: Schedule 16, items 16, 41
5	Illumination requirements: Schedule 17, item 1

Table of combinations

Item 1	Top panel	None	7263	7264
Item 2	Bottom panels	7271 7275 None	7271 7274 7275 None	7271 7275 None

Status: This is the original version (as it was originally made). This item of legislation is currently only available in its original format.

SCHEDULE 12 PART III SIGNS FOR LANE CLOSURES AND CONTRA-FLOW WORKING AT ROAD WORKS (contd.)




7238
 Diversion of traffic from centre lane to right hand lane; traffic in the left hand lane is unaffected

Item	
1	Regulations: 12(8)
2	Directions: 3†
3	Diagrams: See table of combinations
4	Permitted variants: Schedule 16, items 16, 41
5	Illumination requirements: Schedule 17, item 1

Table of combinations

Item 1	Top panel	None	7262	7263	7264
Item 2	Bottom panels	7271	7271	7271	7271
		7272	7272	7272	7272
		7275	7274	7275	7275
		None	7275	None	None

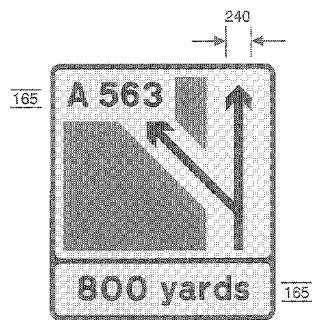


7239
 Traffic diverted into right hand lane to rejoin centre lane

Item	
1	Regulations: 12(8)
2	Directions: 3†
3	Diagrams: See table of combinations
4	Permitted variants: Schedule 16, items 16, 41
5	Illumination requirements: Schedule 17, item 1

Table of combinations

Item 1	Top panel	None	7283	7284
Item 2	Bottom panels	7271	7271	7271
		7272	7272	7272
		7275	7274	7275
		None	7275	None



7240
 Destination reached from a junction where permanent sign is obscured by presence of road works on an all-purpose road

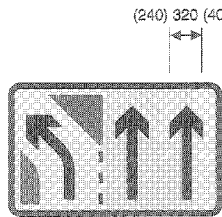
Item	
1	Regulations: 12(3)
2	Directions: 12(3), 3†
3	Diagrams: See table of combinations
4	Permitted variants: Schedule 16, items 16, 20, 41
5	Illumination requirements: Schedule 17, item 1

Table of combinations

Item 1	Top panel	None
Item 2	Bottom panels	7270
		7271
		None

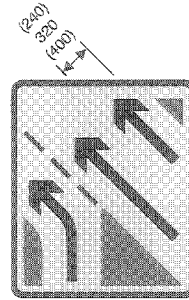
Status: This is the original version (as it was originally made). This item of legislation is currently only available in its original format.

SCHEDULE 12 PART III SIGNS FOR LANE CLOSURES AND CONTRA-FLOW WORKING AT ROAD WORKS (contd.)



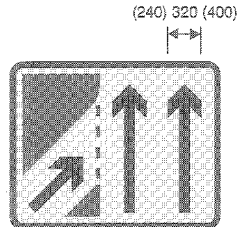
7250
Near side traffic lane diverges from main carriageway at a junction as part of temporary traffic management scheme

Item	
1	Regulations: 12(8)
2	Directions: 18, 31
3	Diagrams: 7256
4	Permitted variants: Schedule 16, item 16
5	Illumination requirements: Schedule 17, item 1



7251
Additional traffic lanes joining from the right at a junction as part of temporary traffic management scheme

Item	
1	Regulations: 12(8)
2	Directions: 19, 31
3	Diagrams: 7256
4	Permitted variants: Schedule 16, item 16
5	Illumination requirements: Schedule 17, item 1




7252
Traffic joining from the left at a junction as part of temporary traffic management scheme. Traffic on the main carriageway has priority

Item	
1	Regulations: 12(8)
2	Directions: 19, 31
3	Diagrams: 7256
4	Permitted variants: Schedule 16, item 16
5	Illumination requirements: Schedule 17, item 1

Status: This is the original version (as it was originally made). This item of legislation is currently only available in its original format.

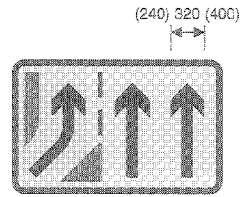
SCHEDULE 12 PART III SIGNS FOR LANE CLOSURES AND CONTRA-FLOW WORKING AT ROAD WORKS (contd.)



7253

Traffic joining main carriageway at a junction as part of temporary traffic management scheme; traffic on the main carriageway has priority

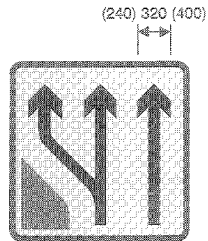
Item	
1	Regulations: 12(8)
2	Directions: 19, 31
3	Diagrams: 7256
4	Permitted variants: Schedule 16, item 16
5	Illumination requirements: Schedule 17, item 1



7254

Additional traffic lane joining from the left at a junction as part of temporary traffic management scheme

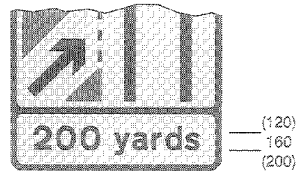
Item	
1	Regulations: 12(8)
2	Directions: 19, 31
3	Diagrams: 7256
4	Permitted variants: Schedule 16, item 16
5	Illumination requirements: Schedule 17, item 1



7255

Additional traffic lane available at a junction as part of temporary traffic management scheme

Item	
1	Regulations: 12(8)
2	Directions: 19, 31
3	Diagrams: 7256
4	Permitted variants: Schedule 16, item 16
5	Illumination requirements: Schedule 17, item 1




7256

Distance ahead at which the change in road layout occurs

Item	
1	Regulations: 12(8)
2	Directions: 19, 31
3	Directions: 7250, 7251, 7252, 7253, 7254, 7255
4	Permitted variants: Schedule 16, item 6
5	Illumination requirements: Schedule 17, item 6

Status: This is the original version (as it was originally made). This item of legislation is currently only available in its original format.

SCHEDULE 12 PART III SIGNS FOR LANE CLOSURES AND CONTRA-FLOW WORKING AT ROAD WORKS (contd.)



7260
Panel to appear at top of road works sign allowing traffic to use hard shoulder as indicated on main part of sign

Item	
1	Regulations: None
2	Directions: 7, 31
3	Diagrams: 7211, 7230, 7233, 7234
4	Permitted variants: Legend may be shown on one line
5	Illumination requirements: Schedule 17, item 1



7261
Panel to appear at top of road works sign instructing traffic using hard shoulder to rejoin main carriageway

Item	
1	Regulations: None
2	Directions: 7, 31
3	Diagrams: 7231, 7232
4	Permitted variants: Legend may be shown on one line
5	Illumination requirements: Schedule 17, item 1



7262
Panel to appear at top of road works sign instructing traffic to get into the appropriate lane as indicated on main part of sign

Item	
1	Regulations: None
2	Directions: 7, 31
3	Diagrams: 7201, 7211, 7212, 7213, 7218, 7221, 7230, 7231, 7234, 7235
4	Permitted variants: Legend may be shown on two lines
5	Illumination requirements: Schedule 17, item 1



7263
Panel to appear at top of road works sign instructing traffic to remain in appropriate lane

Item	
1	Regulations: None
2	Directions: 7, 31
3	Diagrams: 7201, 7210, 7211, 7212, 7213, 7214, 7215, 7216, 7217, 7218, 7221, 7230, 7231, 7234, 7237, 7238, 7239
4	Permitted variants: Legend may be shown on one line
5	Illumination requirements: Schedule 17, item 1

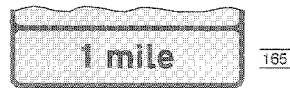
Status: This is the original version (as it was originally made). This item of legislation is currently only available in its original format.

SCHEDULE 12 PART III SIGNS FOR LANE CLOSURES AND CONTRA-FLOW WORKING AT ROAD WORKS (contd.)



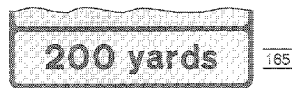
7264
Panel to appear at top of road works sign indicating that traffic lanes are narrower than normal

Item	
1	Regulations: None
2	Directions: S1
3	Diagrams: 7201, 7210, 7211, 7212, 7213, 7214, 7215, 7216, 7217, 7218, 7221, 7230, 7231, 7234, 7235, 7237, 7238, 7239
4	Permitted variants: Legend may be shown on one line
5	Illumination requirements: Schedule 17, item 1




7270
Panel to appear at bottom of road works sign indicating distance in miles to junction indicated on signs shown in diagrams in item 3 of the table

Item	
1	Regulations: None
2	Directions: S1
3	Diagrams: 7201, 7220, 7240
4	Permitted variants: "1 mile" may be varied to "2/3 mile"
5	Illumination requirements: Schedule 17, item 1



7271
Panel to appear at bottom of road works sign indicating distance in yards to point at which condition indicated by signs shown in diagrams in item 3 of the table start to apply

Item	
1	Regulations: None
2	Directions: S1
3	Diagrams: 7201, 7210, 7211, 7212, 7213, 7214, 7215, 7216, 7217, 7218, 7220, 7221, 7230, 7231, 7232, 7233, 7234, 7235, 7236, 7237, 7238, 7239, 7240
4	Permitted variants: Schedule 16, item 11 "200" may be varied to the appropriate distance to the nearest 50 yards. The legend may be on two lines. "yards" may be varied to "yds"
5	Illumination requirements: Schedule 17, item 1



7272
Panel to appear at bottom of road works sign indicating that the change to the road layout indicated by sign shown in diagrams in item 3 of the table occurs at that point

Item	
1	Regulations: None
2	Directions: S1
3	Diagrams: 7211, 7212, 7213, 7214, 7215, 7216, 7230, 7231, 7232, 7233, 7234, 7238, 7239
4	Permitted variants: None
5	Illumination requirements: Schedule 17, item 1

Status: This is the original version (as it was originally made). This item of legislation is currently only available in its original format.

SCHEDULE 12 PART III SIGNS FOR LANE CLOSURES AND CONTRA-FLOW WORKING AT ROAD WORKS (contd.)



7273

Panel to appear at bottom of road works sign indicating distance over which conditions indicated by sign shown in the diagram in item 3 of the table will apply

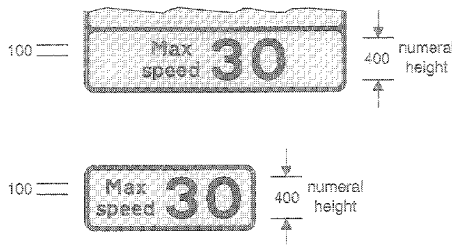
Item	
1	Regulations: None
2	Directions: 31
3	Diagrams: 7201
4	Permitted variants: Schedule 16, item 5 Legend may be shown on one line
5	Illumination requirements: Schedule 17, item 1



7274

Panel to appear at bottom of road works sign indicating that traffic lanes are narrower than normal

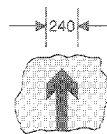
Item	
1	Regulations: None
2	Directions: 31
3	Diagrams: 7210, 7211, 7212, 7213, 7214, 7215, 7216, 7217, 7218, 7221, 7230, 7231, 7234, 7237, 7238, 7239
4	Permitted variants: Legend may be shown on one line
5	Illumination requirements: Schedule 17, item 1



7275

Advisory temporary maximum speed (Alternative types)

Item	
1	Regulations: None
2	Directions: 31
3	Diagrams: 7201, 7210, 7211, 7212, 7213, 7214, 7215, 7216, 7217, 7218, 7221, 7230, 7231, 7232, 7234, 7237, 7238, 7239
4	Permitted variants: Schedule 16, item 1
5	Illumination requirements: Schedule 17, item 1



7260

Symbol that may be incorporated into a road works sign to indicate a lane open to traffic

Item	
1	Regulations: None
2	Directions: 31
3	Diagrams: 7201, 7210, 7211, 7212, 7213, 7214, 7215, 7216, 7217, 7218, 7220, 7221, 7230, 7231, 7232, 7233, 7234, 7235, 7238, 7237, 7238, 7239, 7240
4	Permitted variants: None
5	Illumination requirements: Not applicable

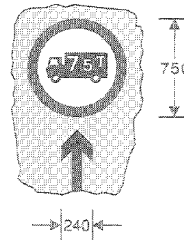
Status: This is the original version (as it was originally made). This item of legislation is currently only available in its original format.

SCHEDULE 12 PART III SIGNS FOR LANE CLOSURES AND CONTRA-FLOW WORKING AT ROAD WORKS (contd.)



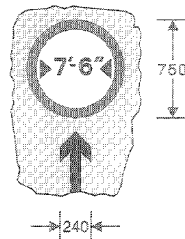
7281
Symbol that may be incorporated into a road works sign to indicate a lane open to any vehicle

Item	
1	Regulations: None
2	Directions: 31
3	Diagrams: Same as 7280
4	Permitted variants: None
5	Illumination requirements: Not applicable



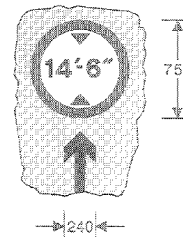
7282
Symbol that may be incorporated into a road works sign to indicate a lane subject to a temporary prohibition on goods vehicles exceeding the maximum gross weight shown

Item	
1	Regulations: None
2	Directions: 7, 31
3	Diagrams: Same as 7280
4	Permitted variants: Same as diagram 622.1A
5	Illumination requirements: Not applicable



7283
Symbol that may be incorporated into a road works sign to indicate a lane subject to a temporary width restriction

Item	
1	Regulations: None
2	Directions: 7, 31
3	Diagrams: Same as 7280
4	Permitted variants: Schedule 16, item 1
5	Illumination requirements: Not applicable

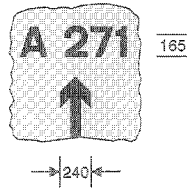


7284
Symbol that may be incorporated into a road works sign to indicate a lane subject to a temporary height restriction

Item	
1	Regulations: None
2	Directions: 7, 31
3	Diagrams: Same as 7280
4	Permitted variants: Schedule 16, item 1 The height limit roundel may be varied to the one shown in diagram 629.2A
5	Illumination requirements: Not applicable

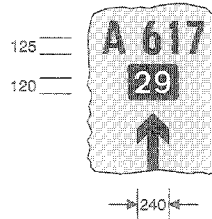
Status: This is the original version (as it was originally made). This item of legislation is currently only available in its original format.

SCHEDULE 12 PART III SIGNS FOR LANE CLOSURES AND CONTRA-FLOW WORKING AT ROAD WORKS (contd.)



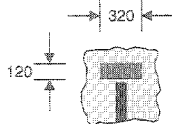
7285
Symbol that may be incorporated into a road works sign on an all-purpose road to indicate that a lane leads to a particular destination

Item	
1	Regulations: None
2	Directions: 31
3	Diagrams: Same as 7280
4	Permitted variants: Schedule 16, item 23 Place names may be added to or substituted for the route number. The angle of the arrow may be varied to point at 45° upwards to the left
5	Illumination requirements: Not applicable



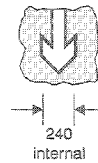
7286
Symbol that may be incorporated into a road works sign on a motorway to indicate that a lane leads to a particular destination at the junction shown

Item	
1	Regulations: None
2	Directions: 31
3	Diagrams: Same as 7280
4	Permitted variants: Schedule 16, item 23 Same as 7285. The angle of the arrow may be varied to 45° pointing upwards to the left
5	Illumination requirements: Not applicable



7287
Symbol that may be incorporated into a road works sign to indicate a lane is closed

Item	
1	Regulations: None
2	Directions: 31
3	Diagrams: 7201
4	Permitted variants: None
5	Illumination requirements: Not applicable




7288
Symbol that may be incorporated into a road works sign to indicate that traffic is moving in the opposite direction to traffic in other lanes which are segregated

Item	
1	Regulations: None
2	Directions: 31
3	Diagrams: 7201, 7214, 7218
4	Permitted variants: None
5	Illumination requirements: Not applicable

Status: This is the original version (as it was originally made). This item of legislation is currently only available in its original format.

SCHEDULE 12 PART III SIGNS FOR LANE CLOSURES AND
CONTRA-FLOW WORKING AT ROAD WORKS (contd.)



7290
Mandatory speed limit ahead at road works

Item:	
1	Regulations: None
2	Directions: 7, 31
3	Diagrams: None
4	Permitted variants: Schedule 16, item 1 The distance legend may be shown on one line and "m" substituted for "mile"
5	Illumination requirements: Schedule 17, item 1


Status: This is the original version (as it was originally made). This item of legislation is currently only available in its original format.

PART IV

SIGNS FOR ROAD WORKS ENTRANCES AND EXITS


SCHEDULE 12 PART IV SIGNS FOR ROAD WORKS ENTRANCES AND EXITS

Regulation 11(1)




7301
Temporary access to a construction or road works site

Item	
1	Regulations: None
2	Directions: 31
3	Diagrams: 506.1
4	Permitted variants: "WORKS ACCESS" may be varied to "WORKS TRAFFIC ONLY" or "NO WORKS TRAFFIC"
5	Illumination requirements: Schedule 17, item 4




7302
Temporary exit from a construction or road works site

Item	
1	Regulations: None
2	Directions: 31
3	Diagrams: 506.1
4	Permitted variants: None
5	Illumination requirements: Schedule 17, item 4



7303
Direction to be taken by road works or construction traffic at a junction ahead

Item	
1	Regulations: None
2	Directions: 31
3	Diagrams: None
4	Permitted variants: Schedule 16, item 12
5	Illumination requirements: Schedule 17, item 4

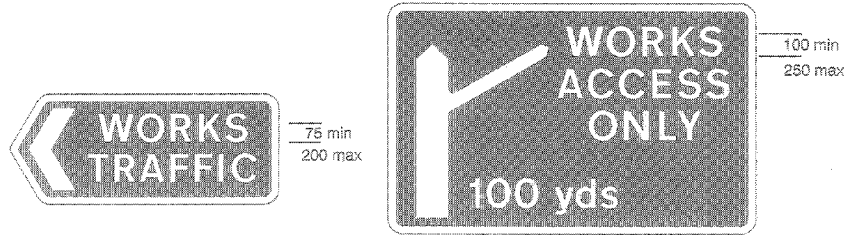


7304
Direction to be taken by road works or construction traffic at a junction or works entrance ahead

Item	
1	Regulations: None
2	Directions: 31
3	Diagrams: None
4	Permitted variants: Schedule 16, item 12
5	Illumination requirements: Schedule 17, item 4

Status: This is the original version (as it was originally made). This item of legislation is currently only available in its original format.

SCHEDULE 12 PART IV SIGNS FOR ROAD WORKS ENTRANCES AND EXITS (contd.)




7305
Direction to be taken by road works or construction traffic at a junction or works entrance

item	
1	Regulations: None
2	Directions: S1
3	Diagrams: None
4	Permitted variants: Schedule 16, item 15
5	Illumination requirements: Schedule 17, item 4

7306
Direction to be taken by road works or construction traffic to an access to a works site ahead

item	
1	Regulations: None
2	Directions: S1
3	Diagrams: None
4	Permitted variants: Schedule 16, items 8, 16
5	Illumination requirements: Schedule 17, item 4



7307
Exit from a works site ahead

item	
1	Regulations: None
2	Directions: S1
3	Diagrams: None
4	Permitted variants: Schedule 16, item 6
5	Illumination requirements: Schedule 17, item 4




Status: This is the original version (as it was originally made). This item of legislation is currently only available in its original format.

PART V

SIGNS MOUNTED ON ROAD WORKS VEHICLES

SCHEDULE 12 PART V SIGNS MOUNTED ON ROAD WORKS VEHICLES

Regulation 11(1), 14



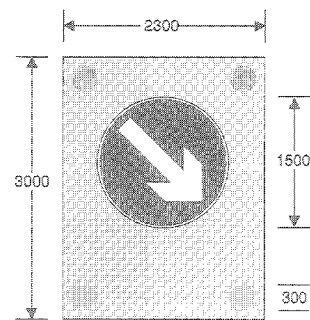
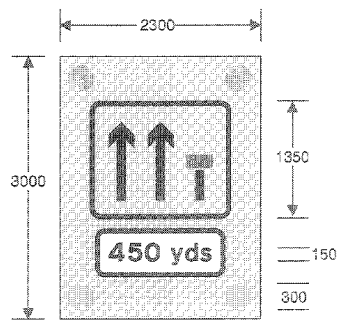
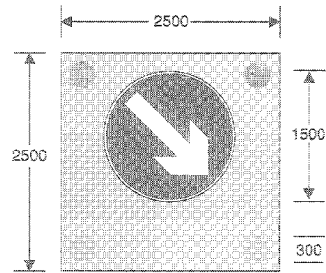
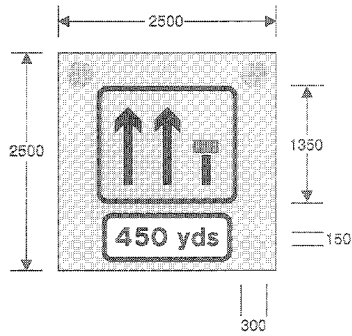
7401
Mobile road works ahead
(Alternative types)

Item	
1	Regulations: 14
2	Directions: 19, 31
3	Diagrams: 7401
4	Permitted variants: "Lane closed ahead" may be varied to: 1. "Surveying" 2. "Line peining" 3. "On hard shoulder" 4. "Weed spraying" 5. "Mobile works" "Lane" may be varied to "Lanes" Legend may be on one line Plate may be rectangular
5	Illumination requirements: Schedule 17, Item 6

Item	
1	Regulations: 14
2	Directions: 19, 31
3	Diagrams: None
4	Permitted variants: See diagram 7401.1
5	Illumination requirements: Schedule 17, Item 6

Status: This is the original version (as it was originally made). This item of legislation is currently only available in its original format.

SCHEDULE 12 PART V SIGNS MOUNTED ON ROAD WORKS VEHICLES (contd.)



7402
Lanes closed to traffic ahead by vehicles carrying out mobile road works (Alternative types)

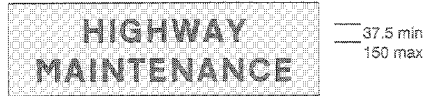
Item	
1	Regulations: 14
2	Directions: 31
3	Diagrams: None
4	Permitted variants: Schedule 16, item 16 "450 yds" may be varied to an alternative distance to the nearest 50 yards or omitted
5	Illumination requirements: Schedule 17, item 5

7403
Other traffic to keep to the right of vehicles carrying out mobile road works (Alternative types)

Item	
1	Regulations: 14, 28(4)
2	Directions: 31
3	Diagrams: None
4	Permitted variants: Arrow may point downwards to the left
5	Illumination requirements: Schedule 17, item 5

Status: This is the original version (as it was originally made). This item of legislation is currently only available in its original format.

SCHEDULE 12 PART V SIGNS MOUNTED ON ROAD WORKS VEHICLES (contd.)



7404
Nature of work being done by vehicle working
on the highway

Item	
1	Regulations: 14
2	Directions: 31
3	Diagrams: None
4	Permitted variants: "HIGHWAY" may be varied to "MOTORWAY"
5	Illumination requirements: Schedule 17, item 9