

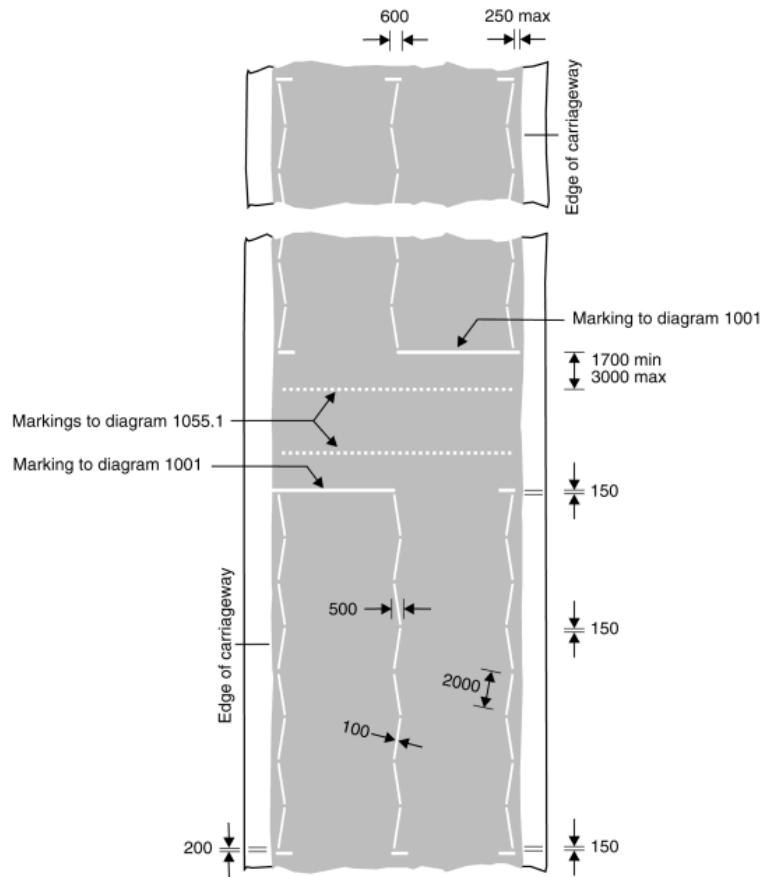
Status: This is the original version (as it was originally made). This item of legislation is currently only available in its original format.

SCHEDULE

Regulation 2(10)(b) and (d) and 12(f)

PART I

SIGNS FOR CROSSINGS



1001.3

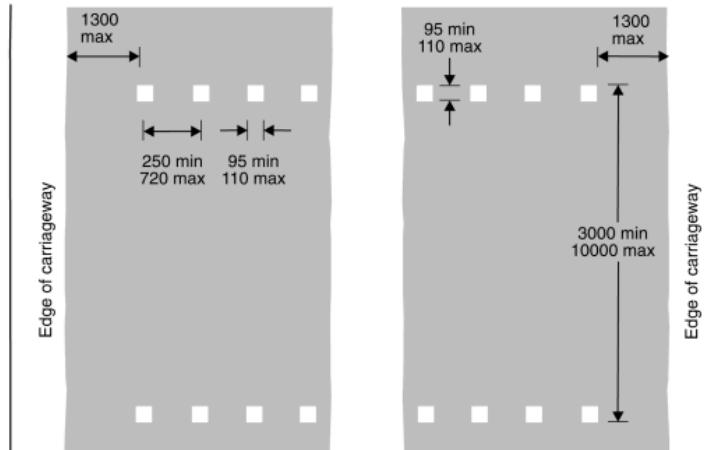
Zig-zag lines to indicate the requirements of regulations 25A and 25B at a Toucan or equestrian crossing facility
(Shown in combination with diagrams 1001 and 1055.1)

Item	
1	Regulations: 2, 8, 25A, 25B, 28(1)
2	Diagrams: 1001, 1055.1, 1055.2, 4002, 4003.1, 4003.2, 4003.4, 4003.5, 4003.7
3	Permitted variants: Diagram 1055.2 may be substituted for diagram 1055.1
4	Illumination requirements: Schedule 17, item 10

Status: This is the original version (as it was originally made). This item of legislation is currently only available in its original format.

PART II

SIGNS FOR CROSSINGS



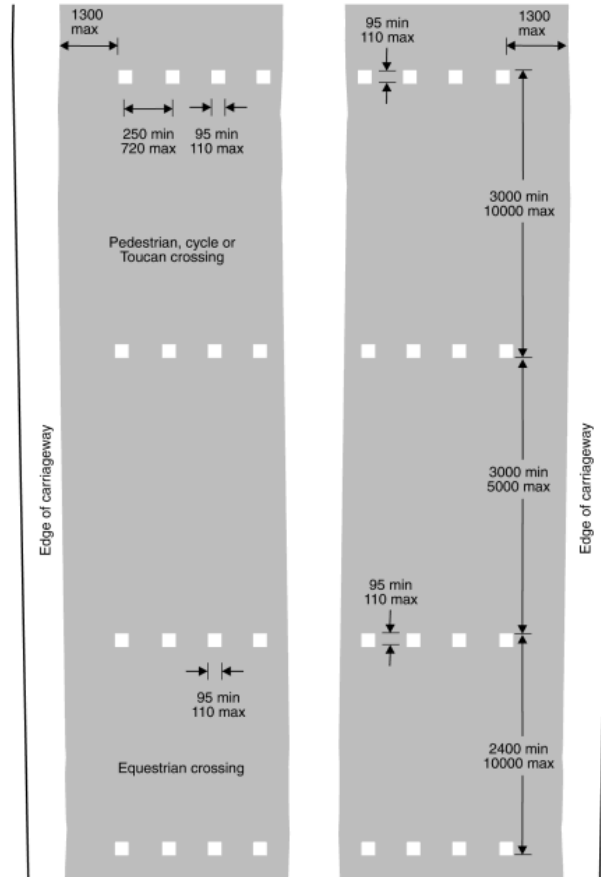
1055.1

- (a) Place suitable for pedestrians to cross a road at which traffic is subject to control by a constable in uniform or by a traffic warden, being control which is normally in operation during periods amounting in aggregate to not less than 20 hours in any week; or
- (b) the most suitable place for pedestrians to cross a carriageway within 10 metres of traffic light signals of the kind prescribed by regulation 30(1); or
- (c) place suitable for cyclists to cross a road at which cyclists are controlled by traffic light signals of the kind prescribed by regulation 30(2) and other vehicular traffic is controlled by traffic light signals of the kind prescribed by regulation 30(1); or
- (d) signal-controlled pedestrian facility; or
- (e) Toucan crossing; or
- (f) equestrian only crossing

Item	
1	Regulations: 2, 9(4)
2	Diagrams: 1001, 1001.3, 3000, 3000.2, 3000.3, 3000.4, 3000.5, 3000.6, 4002, 4003.1, 4003.2, 4003.4, 4003.5, 4003.7
3	Permitted variants: The square marks may be varied to circular marks with a diameter between 95 mm and 110 mm. The number of marks shall be varied according to the width of the road. The minimum width of a crossing, other than a Toucan crossing, may be reduced from 3000 mm to 2400 mm
4	Illumination requirements: Schedule 17, item 10

Status: This is the original version (as it was originally made). This item of legislation is currently only available in its original format.

PART II (contd.) SIGNS FOR CROSSINGS



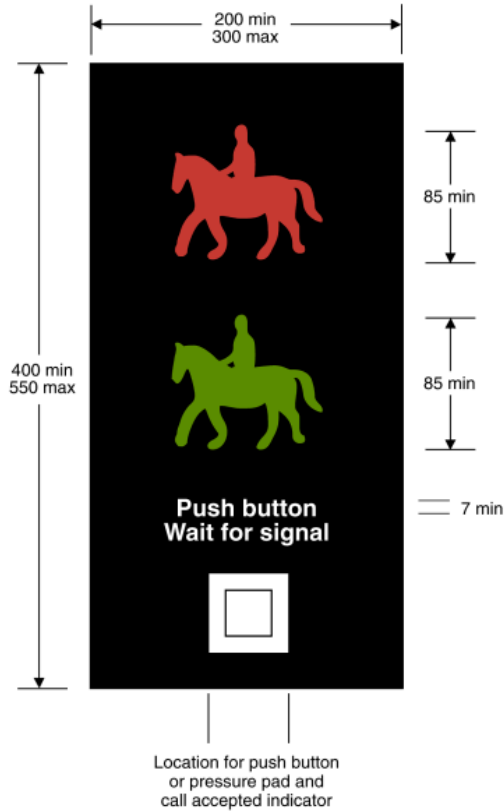
1055.2

Same as diagram 1055.1 (c), (d) or (e) with an additional crossing point for pedestrians

Item	
1	Regulations: 2, 9(4)
2	Diagrams: Same as diagram 1055.1
3	Permitted variants: Same as diagram 1055.1
4	Illumination requirements: Schedule 17, item 10

Status: This is the original version (as it was originally made). This item of legislation is currently only available in its original format.

PART III SIGNS FOR CROSSINGS



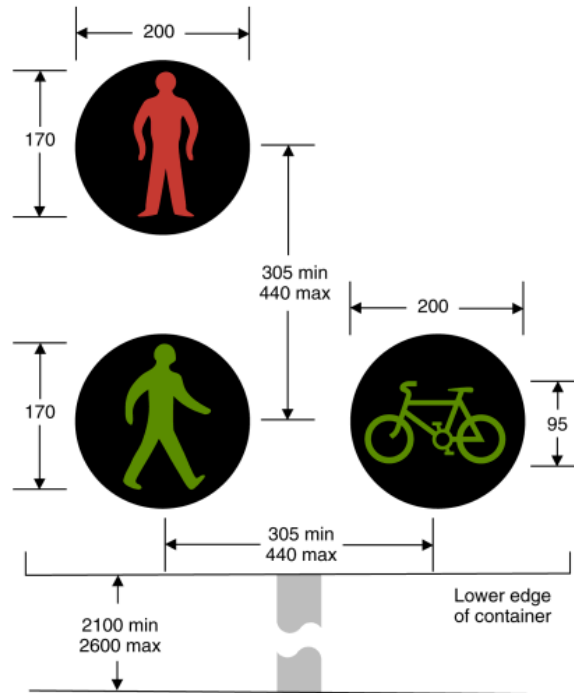
4003.4

Near side light signals and instructions for horse riders at an equestrian crossing

Item	
1	Regulations: 2
2	Diagrams: 1001.3, 1055, 1055.2
3	Permitted variants: The horizontal positions of the red and green ridden horse symbols may be varied independently of each other. Multiple red and green ridden horse symbols may be provided. The face containing the signal and instructions may be curved and may comprise more than one unit

Status: This is the original version (as it was originally made). This item of legislation is currently only available in its original format.

PART III (contd.) SIGNS FOR CROSSINGS



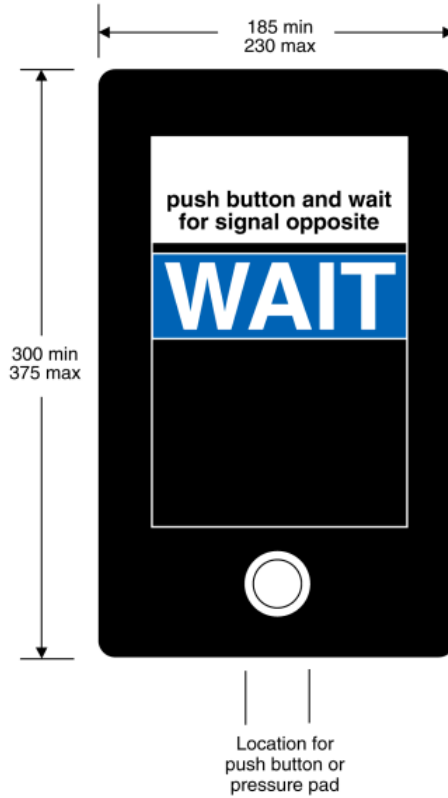
4003.5

Light signals for pedestrians and cyclists at a Toucan crossing

Item	
1	Regulations: 2
2	Diagrams: 1001.3, 1055, 1055.1, 4003.6
3	Permitted variants: The cycle aspect may be positioned to the left of the green pedestrian aspect

Status: This is the original version (as it was originally made). This item of legislation is currently only available in its original format.

PART III (contd.) SIGNS FOR CROSSINGS



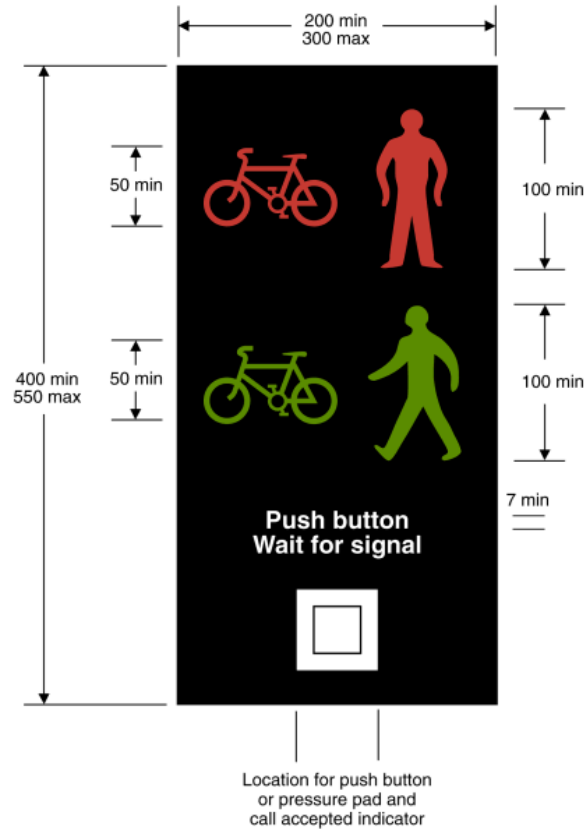
4003.6

Instructions to pedestrians and cyclists above the push button control for calling up pedestrian and cycle phases at a Toucan crossing

Item	
1	Regulations: 2
2	Diagrams: 4003.5
3	Permitted variants: The legend "WAIT" may be illuminated in white, off-white or yellow

Status: This is the original version (as it was originally made). This item of legislation is currently only available in its original format.

PART III (contd.) SIGNS FOR CROSSINGS



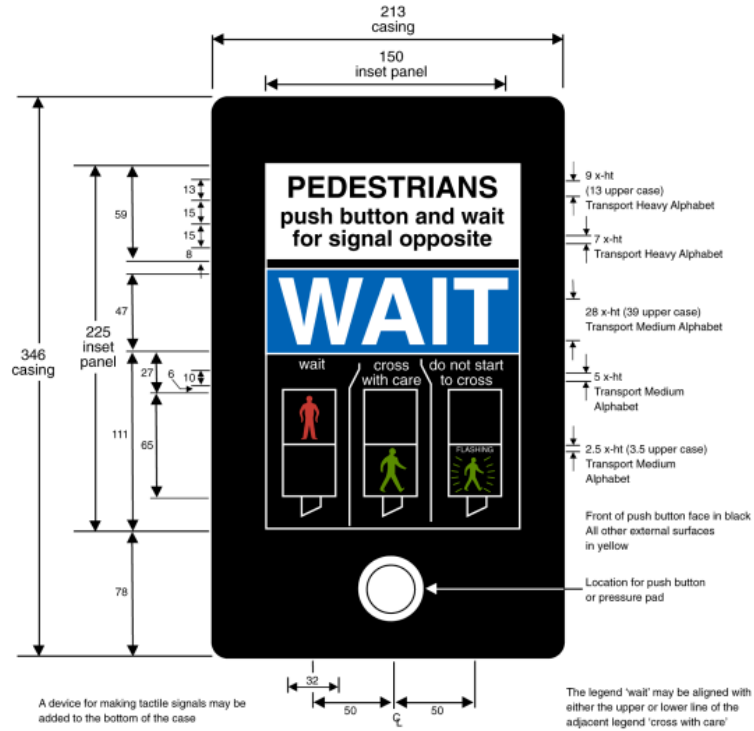
4003.7

Near side light signals and instructions for pedestrians and cyclists at a Toucan crossing

Item	
1	Regulations: 2
2	Diagrams: 1001.3, 1055, 1055.1
3	Permitted variants: The combined cycle and pedestrian symbols may be reversed in a mirror image. The face containing the signal and instructions may be curved and may comprise more than one unit

Status: This is the original version (as it was originally made). This item of legislation is currently only available in its original format.

PART III (contd.) SIGNS FOR CROSSINGS



4003A

Indicator for pedestrians at a Pelican crossing

Item	
1	Regulations: None
2	Diagrams: 4002
3	Permitted variants: The legend 'wait' may be aligned with either the upper or lower line of the adjacent legend 'cross with care'