

Commission Implementing Regulation (EU) 2020/602 of 15 April 2020 amending Implementing Regulation (EU) 2017/717 as regards the model forms of zootechnical certificates for breeding animals and their germinal products (Text with EEA relevance)

COMMISSION IMPLEMENTING REGULATION (EU) 2020/602

of 15 April 2020

amending Implementing Regulation (EU) 2017/717 as regards the model forms of zootechnical certificates for breeding animals and their germinal products

(Text with EEA relevance)

THE EUROPEAN COMMISSION,

Having regard to the Treaty on the Functioning of the European Union,

Having regard to Regulation (EU) 2016/1012 of the European Parliament and of the Council of 8 June 2016 on zootechnical and genealogical conditions for the breeding, trade in and entry into the Union of purebred breeding animals, hybrid breeding pigs and the germinal products thereof and amending Regulation (EU) No 652/2014, Council Directives 89/608/EEC and 90/425/EEC and repealing certain acts in the area of animal breeding ('Animal Breeding Regulation')⁽¹⁾, and in particular Article 30(10) thereof,

Whereas:

- (1) Commission Implementing Regulation (EU) 2017/717⁽²⁾ lays down the model forms of zootechnical certificates for breeding animals and their germinal products and it is applicable as of 1 November 2018. Those model forms of zootechnical certificates were developed in consultation with Member State experts and relevant stakeholders in accordance with Annex V to Regulation (EU) 2016/1012 for the issuing of zootechnical certificates by breed societies or breeding operations in accordance with the requirement of Article 30(1) of that Regulation.
- (2) During the period of application of the new model forms of zootechnical certificates Member States and stakeholders notified the Commission of certain practical problems with the use of those model forms, as regards the printing of the zootechnical certificates and the verification of the identity of breeding animals. Also, the issuing of zootechnical certificates for germinal products by a single issuing body appeared to create problems due to the separation between breed societies and breeding operations on the one side and, where authorised in accordance with Article 31(1) of Regulation (EU) 2016/1012, semen collection or storage centres, or embryo collection or production teams on the other side.
- (3) In order to allow breed societies and breeding operations to issue zootechnical certificates on a single sheet of paper, it is necessary to allow both portrait and landscape orientation of the printing. In addition, it should be allowed to replace the printing of the footnotes and notes provided for in the model forms of zootechnical certificates, by

Changes to legislation: There are currently no known outstanding effects for the Commission Implementing Regulation (EU) 2020/602. (See end of Document for details)

printing of a reference to a directly accessible multilingual source of information, such as a valid and verified internet link to the relevant publication in the Official Journal, at a prominent place of the zootechnical certificate.

- (4) The format of the pedigree included in the model forms of the zootechnical certificates laid down in Implementing Regulation (EU) 2017/717 provides for an entry of a breeding book number of parents and grandparents of the breeding animal for which a zootechnical certificate is issued. The entry of an individual identification number of parents and grandparents in the pedigree is necessary where it is different from a breeding book number. Moreover, for extensive farming a period of mating rather than a date of mating should be provided in the model form of the zootechnical certificate.
- (5) Zootechnical certificates for germinal products provide information on the germinal products and on the donor animals. There are arrangements in place in some Member States, which require validation of information on a donor animal by a breed society or a breeding operation and on germinal products by a semen collection or storage centre or an embryo collection or production team. Therefore, there is a need to establish, in the model forms of zootechnical certificates for germinal products, a place for the signature of more than one issuing body. It should be also allowed to split the part of zootechnical certificate concerning germinal products from the part related to the donor animal under condition that a copy of the zootechnical certificate issued for the donor animal is attached to the zootechnical certificate issued for germinal products.
- (6) Taking into account the experience gained since Implementing Regulation (EU) 2017/717 became applicable, it is necessary to update the model forms of the zootechnical certificates to facilitate the issuing and printing of those zootechnical certificates and to enable a better verification of the identity of breeding animals. Therefore, it is necessary to amend Implementing Regulation (EU) 2017/717.
- (7) Regulation (EU) 2016/1012 and the delegated and implementing acts adopted under that Regulation provide rules replacing those laid down in Commission Decisions 84/247/EEC⁽³⁾, 84/419/EEC⁽⁴⁾, 89/501/EEC⁽⁵⁾, 89/502/EEC⁽⁶⁾, 89/503/EEC⁽⁷⁾, 89/504/EEC⁽⁸⁾, 89/505/EEC⁽⁹⁾, 89/506/EEC⁽¹⁰⁾, 89/507/EEC⁽¹¹⁾, 90/254/EEC⁽¹²⁾, 90/255/EEC⁽¹³⁾, 90/256/EEC⁽¹⁴⁾, 90/257/EEC⁽¹⁵⁾, 90/258/EEC⁽¹⁶⁾, 92/353/EEC⁽¹⁷⁾, 92/354/EEC⁽¹⁸⁾, 96/78/EC⁽¹⁹⁾, 96/79/EC⁽²⁰⁾, 96/509/EC⁽²¹⁾, 96/510/EC⁽²²⁾, 2005/379/EC⁽²³⁾ and 2006/427/EC⁽²⁴⁾. Those Decisions were adopted pursuant to Council Directives 88/661/EEC⁽²⁵⁾, 89/361/EEC⁽²⁶⁾, 90/427/EEC⁽²⁷⁾, 94/28/EC⁽²⁸⁾ and 2009/157/EC⁽²⁹⁾ which were repealed by Regulation (EU) 2016/1012 from 1 November 2018.
- (8) For the sake of clarity, legal certainty and simplification, and to avoid duplication, Decisions 84/247/EEC, 84/419/EEC, 89/501/EEC, 89/502/EEC, 89/503/EEC, 89/504/EEC, 89/505/EEC, 89/506/EEC, 89/507/EEC, 90/254/EEC, 90/255/EEC, 90/256/EEC, 90/257/EEC, 90/258/EEC, 92/353/EEC, 92/354/EEC, 96/78/EC, 96/79/EC, 96/509/EC, 96/510/EC, 2005/379/EC and 2006/427/EC should be repealed.
- (9) In order to allow a smooth transition to the new measures, it is necessary to defer the date of application of this Regulation and to provide for a transitional measure as regards the issuing of zootechnical certificates for consignments of purebred breeding animals and hybrid breeding pigs, or their germinal products, in accordance with the models set

out in the respective Annexes to Implementing Regulation (EU) 2017/717 prior to the date of application of this Regulation.

- (10) The measures provided for in this Regulation are in accordance with the opinion of the Standing Committee on Zootechnics,

HAS ADOPTED THIS REGULATION:

Article 1

Implementing Regulation (EU) 2017/717 is amended as follows:

- (1) Annex I is replaced by Annex I to this Regulation;
- (2) Annex II is replaced by Annex II to this Regulation;
- (3) Annex III is replaced by Annex III to this Regulation;
- (4) Annex IV is replaced by Annex IV to this Regulation.

Article 2

1 For a transitional period until 4 August 2020, zootechnical certificates for trade in purebred breeding animals and germinal products thereof, and for trade in hybrid breeding pigs and germinal products thereof may be issued in accordance with the relevant models set out respectively in Annexes I and II to Implementing Regulation (EU) 2017/717 prior to this amendment.

2 For a transitional period until 4 August 2020, zootechnical certificates for entry into the Union of purebred breeding animals and germinal products thereof, and for entry into the Union of hybrid breeding pigs and germinal products thereof may be issued in accordance with the relevant models set out respectively in Annexes III and IV to Implementing Regulation (EU) 2017/717 prior to this amendment.

Article 3

Decisions 84/247/EEC, 84/419/EEC, 89/501/EEC, 89/502/EEC, 89/503/EEC, 89/504/EEC, 89/505/EEC, 89/506/EEC, 89/507/EEC, 90/254/EEC, 90/255/EEC, 90/256/EEC, 90/257/EEC, 90/258/EEC, 92/353/EEC, 92/354/EEC, 96/78/EC, 96/79/EC, 96/509/EC, 96/510/EC, 2005/379/EC and 2006/427/EC are repealed.

Article 4

This Regulation shall enter into force on the twentieth day following that of its publication in the *Official Journal of the European Union*.

It shall apply from 4 July 2020.

This Regulation shall be binding in its entirety and directly applicable in all Member States.

Changes to legislation: There are currently no known outstanding effects for the Commission Implementing Regulation (EU) 2020/602. (See end of Document for details)

Done at Brussels, 15 April 2020.

For the Commission

The President

Ursula VON DER LEYEN

ANNEX I

Annex I to Implementing Regulation (EU) 2017/717 is replaced by the following:

ANNEX I

MODEL FORMS FOR ZOOTECHNICAL CERTIFICATES FOR TRADE IN PUREBRED BREEDING ANIMALS AND THEIR GERMINAL PRODUCTS

SECTION A

Zootechnical certificate for trade in purebred breeding animals of the bovine, porcine, ovine and caprine species

Zootechnical certificate, in accordance with Regulation (EU) 2016/1012, for trade in purebred breeding animals of the following species:		<i>(a logo of the issuing breed society or competent authority may be included)</i>
(a) bovine species (<i>Bos taurus</i>, <i>Bos indicus</i>, <i>Bubalus bubalis</i>)^a (b) porcine species (<i>Sus scrofa</i>)^{ab} (c) ovine species (<i>Ovis aries</i>)^a (d) caprine species (<i>Capra hircus</i>)^a	Certificate number ^e	
<i>All EU official languages of the zootechnical certificates, including footnotes and notes, are available in EUR-Lex</i>		
1.	Name of issuing breed society/competent authority <i>(provide contact details and, where available, a reference to the website)</i>	
2.	Name of breeding book	3. Name of breed of purebred breeding animal
4.	Class within the main section of the breeding book where animal is entered ^c	
5.	Sex of animal	6. Breeding book number of animal
7.	Identification of purebred breeding animal ^d 7.1. System 7.2. Individual identification number 7.3. Animal health identification number ^e	8. Identity verification ^{efg}
		8.1. Method
		8.2. Result

Changes to legislation: There are currently no known outstanding effects for the Commission Implementing Regulation (EU) 2020/602. (See end of Document for details)

7.4.	Name ^c	
9.	Date (use format <i>dd.mm.yyyy</i> or <i>ISO 8601</i>) ^h and country of birth of animal	
10.	Name, address and email address ^c of breeder	
11.	Name, address and email address ^c of owner	
12.	The pedigree of the purebred breeding animal ^{gi}	
12.1.	Sire Breeding book number and section Individual identification number ^{dj} Animal health identification number ^e Name ^c	12.1.1. Paternal Grandsire Breeding book number and section Individual identification number ^{dj} Animal health identification number ^e Name ^c
		12.1.2. Paternal Granddam Breeding book number and section Individual identification number ^{dj} Animal health identification number ^e Name ^c
12.2.	Dam Breeding book number and section Individual identification number ^{dj} Animal health identification number ^e Name ^c	12.2.1. Maternal Grandsire Breeding book number and section Individual identification number ^{dj} Animal health identification number ^e Name ^c
		12.2.2. Maternal Granddam Breeding book number and section Individual identification number ^{dj} Animal health identification number ^e Name ^c
13.	Additional information ^{cgk}	
13.1.	Results of performance testing	
13.2.	Up-to-date results of the genetic evaluation carried out last on ... <i>(insert date in format dd.mm.yyyy or ISO 8601)</i>	
13.3.	Genetic defects and genetic peculiarities of the animal in relation to the breeding programme	
13.4.	Other relevant information on purebred breeding animal	
13.5.	Other relevant information, including results of performance testing or genetic evaluation, on parents and grandparents, if not indicated in point 12	
14.	Insemination ^a /mating ^{ad}	

Changes to legislation: There are currently no known outstanding effects for the Commission Implementing Regulation (EU) 2020/602. (See end of Document for details)

- 14.1. Date (insert date in format dd.mm.yyyy or ISO 8601, or indicate in the same date format the mating period from to ...)
- 14.2. Identification of the fertilising male(s)
- 14.2.1. Breeding book number(s) and section(s)
- 14.2.2. Individual identification number(s)^{dj}
- 14.2.3. Animal health identification number(s)^e
- 14.2.4. Name(s)^c
- 14.2.5. System(s) of identity verification and result(s)^f

15. Validation

15.1. Done at : ...

(insert place of issue)

15.2. on: ...

(insert date of issue)

15.3. Name and capacity of the signatory: ...

(insert in capital letters name and capacity of the individual^m signing the certificate)

15.4. Signature: ...

Footnotes:

a Delete where not applicable.

b A single zootechnical certificate may be issued for a group of purebred breeding animals of the porcine species provided that those purebred breeding animals have the same age and the same genetic dam and sire and that individual information is provided in points 5, 6, 7.2, 13 and, as appropriate, 14 of this zootechnical certificate.

c Keep empty if not applicable.

d For animals of the bovine, ovine and caprine species, individual identification in accordance with Union animal health legislation on the identification and registration of animals. For animals of the porcine species, individual identification in accordance with the rules of the breeding programme approved in accordance with Article 8(3), and, where applicable, Article 12 of Regulation (EU) 2016/1012, and identification number in accordance with Union animal health legislation on the identification and registration of animals.

e Only required for animals of the porcine species: Identification number in accordance with Union animal health legislation on the identification and registration of animals of the porcine species.

f Required in accordance with Article 22(1) of Regulation (EU) 2016/1012 for purebred breeding animals of the bovine, ovine and caprine species used for the collection of semen for artificial insemination. This may be required by breed societies in accordance with Article 22(2) of Regulation (EU) 2016/1012 for purebred breeding animals of the porcine species used for the collection of semen for artificial insemination or for purebred breeding animals of the bovine, ovine, caprine and porcine species used for the collection of oocytes and embryos.

g If necessary attach additional sheets of paper.

h For animals of the ovine and caprine species kept in extensive farming conditions, instead of the date of birth, the year of birth (yyyy) and date of identification (dd.mm.yyyy or ISO 8601) may be provided.

i Insert “main section” or “supplementary section” as appropriate. Information on additional generations may be provided.

j Add individual identification number if different from breeding book number.

k If the results of performance testing or genetic evaluation can be accessed on a website, a direct reference to that website may be provided instead.

l Required in the case of pregnant females. Information may be indicated in a separate document.

Changes to legislation: There are currently no known outstanding effects for the Commission Implementing Regulation (EU) 2020/602. (See end of Document for details)

- m** That individual shall be a representative of the breed society, or of a competent authority referred to in Article 30(2)(b) of Regulation (EU) 2016/1012, who is authorised to sign the zootechnical certificate.

Notes:

- The zootechnical certificate shall be issued in at least one of the official languages of the Member State of dispatch.
- The colour of the signature must be different from that of the printing.
- The zootechnical certificate may be issued in portrait or landscape orientation.
- The footnotes and notes of this zootechnical certificate may not be printed, provided a reference to a directly accessible multilingual source of information is included in the title.

SECTION B

Zootechnical certificate for trade in semen of purebred breeding animals

<p>Zootechnical certificate, in accordance with Regulation (EU) 2016/1012, for trade in semen of purebred breeding animals of the following species:</p> <p>(a) bovine species (<i>Bos taurus</i>, <i>Bos indicus</i>, <i>Bubalus bubalis</i>)^a</p> <p>(b) porcine species (<i>Sus scrofa</i>)^a</p> <p>(c) ovine species (<i>Ovis aries</i>)^a</p> <p>(d) caprine species (<i>Capra hircus</i>)^a</p> <p>(e) equine species (<i>Equus caballus</i> and <i>Equus asinus</i>)^a</p> <p><i>All EU official languages of the zootechnical certificates, including footnotes and notes, are available in EUR-Lex</i></p>	<p><i>(a logo of the issuing breed society, competent authority or semen collection or storage centre may be included)</i></p> <hr/> <p><i>Certificate number^b</i></p>
---	---

Name of issuing breed society/competent authority/semen collection or storage centre (provide contact details and, where available, a reference to the website)/reference to zootechnical certificate of donor animal^c



Part A. Information on the donor male purebred breeding animal^d

1.	Name of issuing breed society/competent authority (provide contact details and, where available, a reference to the website)	
2.	Name of breeding book	3. Name of breed of donor male
4.	Class within the main section of the breeding book where donor male is entered ^b	
5.	Breeding book number of donor male ^c	6. Individual identification number for donor male of the equine species ^{bf} ###-###-#####
7.	Identification of donor male ^g	8. Identity verification ^{bij}
7.1.	System	8.1. Method

Changes to legislation: There are currently no known outstanding effects for the Commission Implementing Regulation (EU) 2020/602. (See end of Document for details)

<p>7.2. Individual identification number^f</p> <p>7.3. Animal health identification number^h</p> <p>7.4. Name^b</p>	<p>8.2. Result</p>
<p>9. Date (use format <i>dd.mm.yyyy</i> or <i>ISO 8601</i>)^k and country of birth of donor male</p>	
<p>10. Name, address and email address^b of breeder</p>	
<p>11. Name, address and email address^b of owner</p>	
<p>12. The pedigree of donor male^l</p>	
<p>12.1. Sire Breeding book number and section Individual identification number^{fg} Animal health identification number^h Name^b</p>	<p>12.1.1. Paternal Grandsire Breeding book number and section Individual identification number^{fg} Animal health identification number^h Name^b</p>
	<p>12.1.2. Paternal Granddam Breeding book number and section Individual identification number^{fg} Animal health identification number^h Name^b</p>
<p>12.2. Dam Breeding book number and section Individual identification number^{fg} Animal health identification number^h Name^b</p>	<p>12.2.1. Maternal Grandsire Breeding book number and section Individual identification number^{fg} Animal health identification number^h Name^b</p>
	<p>12.2.2. Maternal Granddam Breeding book number and section Individual identification number^{fg} Animal health identification number^h Name^b</p>
<p>13. Additional information^{bjm}</p>	
<p>13.1. Results of performance testing</p>	
<p>13.2. Up-to-date results of the genetic evaluation carried out last on ...(<i>insert date in format dd.mm.yyyy or ISO 8601</i>)</p>	
<p>13.3. Genetic defects and genetic peculiarities of donor male in relation to the breeding programme</p>	
<p>13.4. Other relevant information on donor male</p>	

Changes to legislation: There are currently no known outstanding effects for the Commission Implementing Regulation (EU) 2020/602. (See end of Document for details)

13.5. Other relevant information, including results of performance testing or genetic evaluation, on parents and grandparents, if not indicated in point 12

14. Validationⁿ

14.1. Done at: ...

(insert place of issue)

14.2. on: ...

(insert date of issue)

14.3. Name and capacity of the signatory: ...

(insert in capital letters name and capacity of the individualⁿ signing the certificate)

14.4. Signature: ...

✂

Part B. Information on semen^p

1. Identification of donor male(s)^{gn}

1.1. Individual identification number(s)^f

1.2. Animal health identification number(s)^h

1.3. Individual identification number for donor male(s) of the equine species^{bf}

###-###-#####

1.4. Reference(s) to zootechnical certificate(s) of donor male(s)^b

2. Identification of semen

Colour of straws or other packages ^{bq}	Code on straws or other packages	Number of straws or other packages ^f	Place of collection	Date of collection (dd.mm.yyyy or ISO 8601)	Others ^{bs}

3. Semen collection or storage centre of dispatch

3.1. Name

3.2. Address

3.3. Approval number

4. Destination *(insert name and address)*

Changes to legislation: There are currently no known outstanding effects for the Commission Implementing Regulation (EU) 2020/602. (See end of Document for details)

5. Name and address of the breed society^a, or the third party^a designated by that breed society, responsible for carrying out testing^{bt}

6. Validation

6.1. Done at: ...

(insert place of issue)

6.2. on: ...

(insert date of issue)

6.3. Name and capacity of the signatory: ...

(insert in capital letters name and capacity of the individual^a signing the certificate)

6.4. Signature: ...

Footnotes:

a Delete where not applicable.

b Keep empty if not applicable.

c In case Part A of the zootechnical certificate is kept empty or removed from the zootechnical certificate and a copy of the zootechnical certificate issued for the donor male purebred breeding animal(s) is attached, a reference (certificate number) to that zootechnical certificate of the donor male purebred breeding animal(s) must be provided.

d Part A of the zootechnical certificate may be kept empty or removed from the zootechnical certificate following the instructions in footnote 16.

e In the case of purebred breeding animals of the equine species, leave blank if breeding book number is equal to individual identification number.

f Add individual identification number if different from breeding book number. In the case of purebred breeding animals of the equine species, indicate the individual identification number in accordance with point 3 of Chapter I of Part 1 of Annex II to Regulation (EU) 2016/1012, referred to as “unique code” in Article 114(1)(a) of Regulation (EU) 2016/429. If individual identification number is either not available or different from the number under which the animal is entered in the breeding book, enter breeding book number.

g For animals of the bovine, ovine, caprine and equine species, individual identification in accordance with Union animal health legislation on the identification and registration of animals. For animals of the porcine species, individual identification in accordance with the rules of the breeding programme approved in accordance with Article 8(3), and, where applicable, Article 12 of Regulation (EU) 2016/1012, and identification number in accordance with Union animal health legislation on the identification and registration of animals.

h Only required for animals of the porcine species: Identification number in accordance with Union animal health legislation on the identification and registration of animals of the porcine species.

i Required in accordance with Article 22(1) of Regulation (EU) 2016/1012 for purebred breeding animals of the bovine, ovine, caprine and equine species used for the collection of semen for artificial insemination. This may be required by breed societies in accordance with Article 22(2) of Regulation (EU) 2016/1012 for purebred breeding animals of the porcine species used for the collection of semen for artificial insemination.

j If necessary attach additional sheets of paper.

k For animals of the ovine and caprine species kept in extensive farming conditions, instead of the date of birth, the year of birth (yyyy) and date of identification (dd.mm.yyyy or ISO 8601) may be provided.

l Insert “main section” or “supplementary section” as appropriate. Information on additional generations may be provided.

m If the results of performance testing or genetic evaluation can be accessed on a website, a direct reference to that website may be provided instead.

n Only required if Part A of the zootechnical certificate is issued by the breed society, or by a competent authority referred to in Article 30(2)(b) of Regulation (EU) 2016/1012, and Part B of the zootechnical certificate is issued by a semen collection or storage centre authorised in accordance with Article 31(1) of that Regulation.

o That individual shall be a representative of the breed society, or of a competent authority referred to in Article 30(2)(b) of Regulation (EU) 2016/1012, who is authorised to sign the zootechnical certificate.

Changes to legislation: There are currently no known outstanding effects for the Commission Implementing Regulation (EU) 2020/602. (See end of Document for details)


- p** In case only Part B of the zootechnical certificate is issued by a semen collection or storage centre authorised in accordance with Article 31(1) of Regulation (EU) 2016/1012 and Part A of the zootechnical certificate is kept empty or removed from the zootechnical certificate, point 1 of Part B must be completed and a copy of the zootechnical certificate for donor males must be attached as follows:
- (i) in case of purebred breeding animals of the bovine, ovine, caprine or porcine species, in accordance with the model laid down in Section A of Annex 1 to Regulation (EU) 2017/717;
 - (ii) in case of purebred breeding animals of the equine species, in accordance with the model laid down in the Annex to Delegated Regulation (EU) 2017/1940, of which at least Part I is incorporated in the single lifetime identification document issued in accordance with Article 118(2)(b) of Regulation (EU) 2016/429.
- q** Optional.
- r** A straw or another package may contain semen collected from more than one purebred breeding animal, provided information on all contributing donor male purebred breeding animals is provided in point 1.4. of Part B.
- s** Where applicable, information on sexed semen may be provided.
- t** For semen intended for the testing of purebred breeding animals of the bovine, porcine, ovine or caprine species which have not undergone performance testing or genetic evaluation, in accordance with the quantity limits referred to in Article 21(1)(g) of Regulation (EU) 2016/1012.
- u** That individual shall be a representative of the breed society, or of a competent authority referred to in Article 30(2)(b) of Regulation (EU) 2016/1012, or of a semen collection or storage centre authorised in accordance with Article 31(1) of that Regulation, who is authorised to sign the zootechnical certificate.

Notes:

- The zootechnical certificate shall be issued in at least one of the official languages of the Member State of dispatch.
- The colour of the signature must be different from that of the printing.
- The zootechnical certificate may be issued in portrait or landscape orientation.
- The footnotes and notes of this zootechnical certificate may not be printed, provided a reference to a directly accessible multilingual source of information is included in the title.

SECTION C

Zootechnical certificate for trade in oocytes of purebred breeding animals


<p>Zootechnical certificate, in accordance with Regulation (EU) 2016/1012, for trade in oocytes of purebred breeding animals of the following species:</p> <ol style="list-style-type: none"> (a) bovine species (<i>Bos taurus</i>, <i>Bos indicus</i>, <i>Bubalus bubalis</i>)^a (b) porcine species (<i>Sus scrofa</i>)^a (c) ovine species (<i>Ovis aries</i>)^a (d) caprine species (<i>Capra hircus</i>)^a (e) equine species (<i>Equus caballus</i> and <i>Equus asinus</i>)^a <p><i>All EU official languages of the zootechnical certificates, including footnotes and notes, are available in EUR-Lex</i></p>	<p><i>(a logo of the issuing breed society, competent authority or embryo production team may be included)</i></p> <p><i>Certificate number^b</i></p>
<p>Name of issuing breed society/competent authority/embryo production team (<i>provide contact details and, where available, a reference to the website</i>)/reference to zootechnical certificate of donor animal^c</p>	
	

Part A. Information on the donor female purebred breeding animal^d

Changes to legislation: There are currently no known outstanding effects for the Commission Implementing Regulation (EU) 2020/602. (See end of Document for details)

1. Name of issuing breed society/competent authority (provide contact details and, where available, a reference to the website)	
2. Name of breeding book	3. Name of breed of donor female
4. Class within the main section of the breeding book where donor female is entered ^b	
5. Breeding book number of donor female ^e	6. Individual identification number for donor female of the equine species ^{bf} ###-###-#####
7. Identification of donor female ^e	8. Identity verification ^{bij}
7.1. System	8.1. Method
7.2. Individual identification number ^f	8.2. Result
7.3. Animal health identification number ^h	
7.4. Name ^b	
9. Date (use format dd.mm.yyyy or ISO 8601) ^k and country of birth of donor female	
10. Name, address and email address ^b of breeder	
11. Name, address and email address ^b of owner	
12. The pedigree of donor female ^{jl}	
12.1. Sire Breeding book number and section Individual identification number ^{fg} Animal health identification number ^h Name ^b	12.1.1. Paternal Grandsire Breeding book number and section Individual identification number ^{fg} Animal health identification number ^h Name ^b
	12.1.2. Paternal Granddam Breeding book number and section Individual identification number ^{fg} Animal health identification number ^h Name ^b
12.2. Dam Breeding book number and section Individual identification number ^{fg} Animal health identification number ^h Name ^b	12.2.1. Maternal Grandsire Breeding book number and section Individual identification number ^{fg} Animal health identification number ^h Name ^b

Changes to legislation: There are currently no known outstanding effects for the Commission Implementing Regulation (EU) 2020/602. (See end of Document for details)

		12.2.2. Maternal Granddam Breeding book number and section Individual identification number ^{fg} Animal health identification number ^h Name ^b				
13.	Additional information ^{bjm}					
13.1.	Results of performance testing					
13.2.	Up-to-date results of the genetic evaluation carried out last on ... <i>(insert date in format dd.mm.yyyy or ISO 8601)</i>					
13.3.	Genetic defects and genetic peculiarities of donor female in relation to the breeding programme					
13.4.	Other relevant information on donor female					
13.5.	Other relevant information, including results of performance testing or genetic evaluation, on parents and grandparents, if not indicated in point 12					
14.	Validation ⁿ					
14.1.	Done at: ... <i>(insert place of issue)</i>		14.2.	on: ... <i>(insert date of issue)</i>		
14.3.	Name and capacity of the signatory: ... <i>(insert in capital letters name and capacity of the individual^o signing the certificate)</i>					
14.4.	Signature: ...					
						
<i>Part B. Information on oocytes^p</i>						
1.	Identification of donor female ^{gn}					
1.1.	Individual identification number ^f					
1.2.	Animal health identification number ^h					
1.3.	Individual identification number for donor female of the equine species ^{bf} ###-###-#####					
1.4.	Reference to zootechnical certificate of donor female ^b					
2.	Identification of oocytes					
Colour of straws	Code on straws	Number of straws	Number of oocytes ^r	Place of collection	Date of collection	Others ^b

Changes to legislation: There are currently no known outstanding effects for the Commission Implementing Regulation (EU) 2020/602. (See end of Document for details)

or other packages ^{bq}	or other packages	or other packages			(dd.mm.yyyy or ISO 8601)

3. Embryo production team of dispatch

3.1. Name

3.2. Address

3.3. Approval number

4. Destination (*insert name and address*)

5. Validation

5.1. Done at: ...

5.2. on: ...

(insert place of issue)

(insert date of issue)

5.3. Name and capacity of the signatory: ...

(insert in capital letters name and capacity of the individual^b signing the certificate)

5.4. Signature: ...

Footnotes:

a Delete where not applicable.

b Keep empty if not applicable.

c In case Part A of the zootechnical certificate is kept empty or removed from the zootechnical certificate and a copy of the zootechnical certificate issued for the donor female purebred breeding animal is attached, a reference (certificate number) to that zootechnical certificate of the donor female purebred breeding animal must be provided.

d Part A of the zootechnical certificate may be kept empty or removed from the zootechnical certificate following the instructions in footnote 16.

e In the case of purebred breeding animals of the equine species, leave blank if breeding book number is equal to individual identification number.

f Add individual identification number if different from breeding book number. In the case of purebred breeding animals of the equine species, indicate the individual identification number in accordance with point 3 of Chapter I of Part 1 of Annex II to Regulation (EU) 2016/1012, referred to as “unique code” in Article 114(1)(a) of Regulation (EU) 2016/429. If individual identification number is either not available or different from the number under which the animal is entered in the breeding book, enter breeding book number.

g For animals of the bovine, ovine, caprine and equine species, individual identification in accordance with Union animal health legislation on the identification and registration of animals. For animals of the porcine species, individual identification in accordance with the rules of the breeding programme approved in accordance with Article 8(3), and, where applicable, Article 12 of Regulation (EU) 2016/1012, and identification number in accordance with Union animal health legislation on the identification and registration of animals.

h Only required for animals of the porcine species: Identification number in accordance with Union animal health legislation on the identification and registration of animals of the porcine species.

Changes to legislation: There are currently no known outstanding effects for the Commission Implementing Regulation (EU) 2020/602. (See end of Document for details)

- i** This may be required by breed societies in accordance with Article 22(2) of Regulation (EU) 2016/1012 for purebred breeding animals of the bovine, ovine, caprine, porcine and equine species used for the collection of oocytes.
- j** If necessary attach additional sheets of paper.
- k** For animals of the ovine and caprine species kept in extensive farming conditions, instead of the date of birth, the year of birth (yyyy) and date of identification (dd.mm.yyyy or ISO 8601) may be provided.
- l** Insert “main section” or “supplementary section” as appropriate. Information on additional generations may be provided.
- m** If the results of performance testing or genetic evaluation can be accessed on a website, a direct reference to that website may be provided instead.
- n** Only required if Part A of the zootechnical certificate is issued by the breed society, or by a competent authority referred to in Article 30(2)(b) of Regulation (EU) 2016/1012, and Part B of the zootechnical certificate is issued by an embryo production team authorised in accordance with Article 31(1) of that Regulation.
- o** That individual shall be a representative of the breed society, or of a competent authority referred to in Article 30(2)(b) of Regulation (EU) 2016/1012, who is authorised to sign the zootechnical certificate.
- p** In case only Part B of the zootechnical certificate is issued by an embryo production team authorised in accordance with Article 31(1) of Regulation (EU) 2016/1012 and Part A of the zootechnical certificate is kept empty or removed from the zootechnical certificate, point 1 of Part B must be completed and a copy of the zootechnical certificate for the donor female must be attached as follows:
- (i) in case of purebred breeding animals of the bovine, ovine, caprine or porcine species, in accordance with the model laid down in Section A of Annex 1 to Regulation (EU) 2017/717;
 - (ii) in case of purebred breeding animals of the equine species, in accordance with the model laid down in the Annex to Delegated Regulation (EU) 2017/1940, of which at least Part I is incorporated in the single lifetime identification document issued in accordance with Article 118(2)(b) of Regulation (EU) 2016/429.
- q** Optional.
- r** Where there is more than one oocyte in a straw or another package, a clear indication of the number of oocytes is required. A straw or another package shall contain only oocytes collected from one purebred breeding animal.
- s** That individual shall be a representative of the breed society, or of a competent authority referred to in Article 30(2)(b) of Regulation (EU) 2016/1012, or of an embryo production team authorised in accordance with Article 31(1) of that Regulation, who is authorised to sign the zootechnical certificate.

Notes:

- The zootechnical certificate shall be issued in at least one of the official languages of the Member State of dispatch.
- The colour of the signature must be different from that of the printing.
- The zootechnical certificate may be issued in portrait or landscape orientation.
- The footnotes and notes of this zootechnical certificate may not be printed, provided a reference to a directly accessible multilingual source of information is included in the title.

SECTION D

Zootechnical certificate for trade in embryos of purebred breeding animals

<p>Zootechnical certificate, in accordance with Regulation (EU) 2016/1012, for trade in embryos of purebred breeding animals of the following species:</p> <ol style="list-style-type: none"> (a) bovine species (<i>Bos taurus</i>, <i>Bos indicus</i>, <i>Bubalus bubalis</i>)^a (b) porcine species (<i>Sus scrofa</i>)^a (c) ovine species (<i>Ovis aries</i>)^a (d) caprine species (<i>Capra hircus</i>)^a (e) equine species (<i>Equus caballus</i> and <i>Equus asinus</i>)^a <p><i>All EU official languages of the zootechnical certificates, including footnotes and notes, are available in EUR-Lex</i></p>	<p><i>(a logo of the issuing breed society, competent authority or embryo collection or production team may be included)</i></p> <p>Certificate number^b</p>
--	--

Changes to legislation: There are currently no known outstanding effects for the Commission Implementing Regulation (EU) 2020/602. (See end of Document for details)


Name of issuing breed society/competent authority/embryo collection or production team (provide contact details and, where available, a reference to the website)/reference to zootechnical certificate(s) of donor animal(s)^c



Part A. Information on the donor female purebred breeding animal^d

1. Name of issuing breed society/competent authority (provide contact details and, where available, a reference to the website)	
2. Name of breeding book	3. Name of breed of donor female
4. Class within the main section of the breeding book where donor female is entered ^b	
5. Breeding book number of donor female ^e	6. Individual identification number for donor female of the equine species ^{bf} ###-###-#####
7. Identification of donor female ^g	8. Identity verification ^{bij}
7.1. System	8.1. Method
7.2. Individual identification number ^f	8.2. Result
7.3. Animal health identification number ^h	
7.4. Name ^b	
9. Date (use format dd.mm.yyyy or ISO 8601) ^k and country of birth of donor female	
10. Name, address and email address ^b of breeder	
11. Name, address and email address ^b of owner	
12. The pedigree of donor female ^l	
12.1. Sire Breeding book number and section Individual identification number ^{fg} Animal health identification number ^h Name ^b	12.1.1. Paternal Grandsire Breeding book number and section Individual identification number ^{fg} Animal health identification number ^h Name ^b
	12.1.2. Paternal Granddam Breeding book number and section Individual identification number ^{fg} Animal health identification number ^h

Changes to legislation: There are currently no known outstanding effects for the Commission Implementing Regulation (EU) 2020/602. (See end of Document for details)

	Name ^b
12.2. Dam Breeding book number and section Individual identification number ^{fg} Animal health identification number ^h Name ^b	12.2.1. Maternal Grandsire Breeding book number and section Individual identification number ^{fg} Animal health identification number ^h Name ^b
	12.2.2. Maternal Granddam Breeding book number and section Individual identification number ^{fg} Animal health identification number ^h Name ^b
13. Additional information ^{bjm}	
13.1. Results of performance testing of donor female	
13.2. Up-to-date results of the genetic evaluation carried out last on ... <i>(insert date in format dd.mm.yyyy or ISO 8601)</i>	
13.3. Genetic defects and genetic peculiarities of donor female in relation to the breeding programme	
13.4. Other relevant information on donor female	
13.5. Other relevant information, including results of performance testing or genetic evaluation, on parents and grandparents, if not indicated in point 12	
14. Validation ⁿ	
14.1. Done at: ... <i>(insert place of issue)</i>	14.2. on: ... <i>(insert date of issue)</i>
14.3. Name and capacity of the signatory: ... <i>(insert in capital letters name and capacity of the individual^o signing the certificate)</i>	
14.4. Signature: ... 	
<i>Part B. Information on the donor male purebred breeding animal^d</i>	
1. Name of issuing breed society <i>(provide contact details and, where available, a reference to the website)</i>	
2. Name of breeding book	3. Name of breed of donor male
4. Class within the main section of the breeding book where donor male is entered ^b	

Changes to legislation: There are currently no known outstanding effects for the Commission Implementing Regulation (EU) 2020/602. (See end of Document for details)

5. Breeding book number of donor male ^e	6. Individual identification number for donor male of the equine species ^{bf} ###-###-#####
7. Identification of donor male ^g 7.1. System 7.2. Individual identification number ^f 7.3. Animal health identification number ^h 7.4. Name ^b	8. Identity verification ^{bij} 8.1. Method 8.2. Result
9. Date (use format dd.mm.yyyy or ISO 8601) ^k and country of birth of donor male	
10. Name, address and email address ^b of breeder	
11. Name, address and email address ^b of owner	
12. The pedigree of donor male ^l	
12.1. Sire Breeding book number and section Individual identification number ^{fg} Animal health identification number ^h Name ^b	12.1.1. Paternal Grandsire Breeding book number and section Individual identification number ^{fg} Animal health identification number ^h Name ^b
	12.1.2. Paternal Granddam Breeding book number and section Individual identification number ^{fg} Animal health identification number ^h Name ^b
12.2. Dam Breeding book number and section Individual identification number ^{fg} Animal health identification number ^h Name ^b	12.2.1. Maternal Grandsire Breeding book number and section Individual identification number ^{fg} Animal health identification number ^h Name ^b
	12.2.2. Maternal Granddam Breeding book number and section Individual identification number ^{fg} Animal health identification number ^h Name ^b
13. Additional information ^{bjm}	

Changes to legislation: There are currently no known outstanding effects for the Commission Implementing Regulation (EU) 2020/602. (See end of Document for details)

- 13.1. Results of performance testing of donor male
- 13.2. Up-to-date results of the genetic evaluation carried out last on ...*(insert date in format dd.mm.yyyy or ISO 8601)*
- 13.3. Genetic defects and genetic peculiarities of donor male in relation to the breeding programme
- 13.4. Other relevant information on donor male
- 13.5. Other relevant information, including results of performance testing or genetic evaluation, on parents and grandparents, if not indicated in point 12

14. Validationⁿ

14.1. Done at : ...

14.2. on: ...

(insert place of issue)

(insert date of issue)

14.3. Name and capacity of the signatory: ...

(insert in capital letters name and capacity of the individualⁿ signing the certificate)

14.4. Signature: ...

✂

Part C. Information on embryos^p

1. Identification of donor female^{gn}

1.1. Individual identification number^f

1.2. Animal health identification number^h

1.3. Individual identification number for donor female of the equine species^{bf}

###-###-#####

1.4. Reference to zootechnical certificate of donor female^b

2. Identification of donor male(s)^{gn}

2.1. Individual identification number(s)^f

2.2. Animal health identification number(s)^h

2.3. Individual identification number for donor male(s) of the equine species^{bf}

###-###-#####

2.4. Reference(s) to zootechnical certificate(s) of

2.4.1. donor male(s)^{ab}

2.4.2. semen^{ab}

Changes to legislation: There are currently no known outstanding effects for the Commission Implementing Regulation (EU) 2020/602. (See end of Document for details)

3. Identification of embryos

Colour of straws or other packages ^{bq}	Code on straws or other packages	Number of straws or other packages	Number of embryos ^{rs}	Place of collection or production	Date of collection or production (dd.mm.yyyy or ISO 8601)	Others ^{bt}

4. Embryo collection or production team of dispatch

4.1. Name

4.2. Address

4.3. Approval number

5. Destination (*insert name and address*)

Part D. Information on surrogate recipient of embryo(s)

6. Individual identification number^f of surrogate recipient^b

7. Validation

7.1. Done at : ...

7.2. on: ...

(*insert place of issue*)

(*insert date of issue*)

7.3. Name and capacity of the signatory: ...

(*insert in capital letters name and capacity of the individual^t signing the certificate*)

7.4. Signature: ...

Footnotes:

a Delete where not applicable.

b Keep empty if not applicable.

c In case Part A or B of the zootechnical certificate is kept empty or removed from the zootechnical certificate and a copy of the zootechnical certificate issued for the donor female or male purebred breeding animal(s), or for the semen of those male purebred breeding animal(s), is attached, a reference (certificate number) to that zootechnical certificate of the donor female or male purebred breeding animal(s), or of the semen of those male purebred breeding animal(s), must be provided.

d Part A or B of the zootechnical certificate may be kept empty or removed from the zootechnical certificate following the instructions in footnote 16.

e In the case of purebred breeding animals of the equine species, leave blank if breeding book number is equal to individual identification number.

Changes to legislation: There are currently no known outstanding effects for the Commission Implementing Regulation (EU) 2020/602. (See end of Document for details)

-
- f** Add individual identification number if different from breeding book number. In the case of purebred breeding animals of the equine species, indicate the individual identification number in accordance with point 3 of Chapter I of Part 1 of Annex II to Regulation (EU) 2016/1012, referred to as “unique code” in Article 114(1)(a) of Regulation (EU) 2016/429. If individual identification number is either not available or different from the number under which the animal is entered in the breeding book, enter breeding book number.
-
- g** For animals of the bovine, ovine, caprine and equine species, individual identification in accordance with Union animal health legislation on the identification and registration of animals. For animals of the porcine species, individual identification in accordance with the rules of the breeding programme approved in accordance with Article 8(3), and, where applicable, Article 12 of Regulation (EU) 2016/1012, and identification number in accordance with Union animal health legislation on the identification and registration of animals.
-
- h** Only required for animals of the porcine species: Identification number in accordance with Union animal health legislation on the identification and registration of animals of the porcine species.
-
- i** Required in accordance with Article 22(1) of Regulation (EU) 2016/1012 for purebred breeding animals of the bovine, ovine, caprine and equine species used for the collection of semen for artificial insemination. This may be required by breed societies in accordance with Article 22(2) of Regulation (EU) 2016/1012 for purebred breeding animals of the porcine species used for the collection of semen for artificial insemination or for purebred breeding animals of the bovine, ovine, caprine, porcine and equine species used for the collection of oocytes and embryos.
-
- j** If necessary attach additional sheets of paper.
-
- k** For animals of the ovine and caprine species kept in extensive farming conditions, instead of the date of birth, the year of birth (yyyy) and date of identification (dd.mm.yyyy or ISO 8601) may be provided.
-
- l** Insert “main section” or “supplementary section” as appropriate. Information on additional generations may be provided.
-
- m** If the results of performance testing or genetic evaluation can be accessed on a website, a direct reference to that website may be provided instead.
-
- n** Only required if Part A or B of the zootechnical certificate is issued by the breed society, or by a competent authority referred to in Article 30(2)(b) of Regulation (EU) 2016/1012, and Parts C and D of the zootechnical certificate are issued by an embryo collection or production team authorised in accordance with Article 31(1) of that Regulation.
-
- o** That individual shall be a representative of the breed society, or of a competent authority referred to in Article 30(2)(b) of Regulation (EU) 2016/1012, who is authorised to sign the zootechnical certificate.
-
- p** In case only Part C and, where applicable, Part D of the zootechnical certificate are issued by an embryo collection or production team authorised in accordance with Article 31(1) of Regulation (EU) 2016/1012, and Part(s) A and/or B of the zootechnical certificate is/are kept empty or removed from the zootechnical certificate, points 1 and 2 of Part C must be completed and copies of zootechnical certificate attached as follows:
- (a) for donor females:
- (i) in case of purebred breeding animals of the bovine, ovine, caprine or porcine species, in accordance with the model laid down in Section A of Annex I to Regulation (EU) 2017/717;
- (ii) in case of purebred breeding animals of the equine species, in accordance with the model laid down in the Annex to Delegated Regulation (EU) 2017/1940, of which at least Part I is a dedicated Section of the single lifetime identification document issued in accordance with Article 118(2)(b) of Regulation (EU) 2016/429;
- (b) for the fertilising semen:
- (i) as described in point (a), with the necessary adaptations for donor males, or
- (ii) in accordance with the model laid down in Section B of Annex I to Regulation (EU) 2017/717.
-
- q** Optional.
-
- r** Where there is more than one embryo in a straw or another package, a clear indication of the number of embryos is required.
-
- s** A straw or another package may contain embryos collected, or produced from oocytes collected, from a single female purebred breeding animal fertilised with semen collected from more than one donor male purebred breeding animal, provided information on all contributing donor male purebred breeding animals is provided in point 2.4. of Part C.
-
- t** Where applicable, information on sexed embryos or on the stage of development of the embryo may be provided.
-
- u** That individual shall be a representative of the breed society, or of a competent authority referred to in Article 30(2)(b) of Regulation (EU) 2016/1012, or of an embryo collection or production team authorised in accordance with Article 31(1) of that Regulation, who is authorised to sign the zootechnical certificate.
-

Notes:

- The zootechnical certificate shall be issued in at least one of the official languages of the Member State of dispatch.
 - The colour of the signature must be different from that of the printing.
 - The zootechnical certificate may be issued in portrait or landscape orientation.
-

Changes to legislation: There are currently no known outstanding effects for the Commission Implementing Regulation (EU) 2020/602. (See end of Document for details)

• The footnotes and notes of this zootechnical certificate may not be printed, provided a reference to a directly accessible multilingual source of information is included in the title.

ANNEX II

Annex II to Implementing Regulation (EU) 2017/717 is replaced by the following:

ANNEX II

MODEL FORMS FOR ZOOTECHNICAL CERTIFICATES FOR TRADE IN HYBRID BREEDING PIGS AND THEIR GERMINAL PRODUCTS

SECTION A

Zootechnical certificate for trade in hybrid breeding pigs

Zootechnical certificate, in accordance with Regulation (EU) 2016/1012, for trade in hybrid breeding pigs (<i>Sus scrofa</i>), including purebred breeding pigs of breeds and lines registered in breeding registers maintained by breeding operations^a <i>All EU official languages of the zootechnical certificates, including footnotes and notes, are available in EUR-Lex</i>		<i>(a logo of the issuing breeding operation or competent authority may be included)</i>
		<i>Certificate number^b</i>
1.	Name of issuing breeding operation/competent authority (<i>provide contact details and, where available, a reference to the website</i>)	
2.	Name of breeding register	3. Name of breed ^c /line ^c /cross ^c of hybrid breeding pig
4.	Sex of animal	
5.	Breeding register number of animal	
6.	Identification of animal ^d	7. Identity verification ^{bef}
6.1.	System	7.1. Method
6.2.	Individual identification number	7.2. Result
6.3.	Animal health identification number	

Changes to legislation: There are currently no known outstanding effects for the Commission Implementing Regulation (EU) 2020/602. (See end of Document for details)

6.4.	Name ^b					
8.	Date (use format <i>dd.mm.yyyy</i> or <i>ISO 8601</i>) and country of birth of animal					
9.	Name, address and email address ^b of breeder					
10.	Name, address and email address ^b of owner					
11.	The pedigree of the hybrid breeding pig ^f					
11.1.	Sire Breeding register or breeding book number Individual identification number ^{dg} Animal health identification number ^d Breed ^c /line ^c /cross ^c Name ^b	<table border="1"> <tr> <td>11.1.1.</td> <td>Paternal Grandsire Breeding register or breeding book number Individual identification number^{dg} Animal health identification number^d Breed^c/line^c/cross^c Name^b</td> </tr> <tr> <td>11.1.2.</td> <td>Paternal Granddam Breeding register or breeding book number Individual identification number^{dg} Animal health identification number^d Breed^c/line^c/cross^c Name^b</td> </tr> </table>	11.1.1.	Paternal Grandsire Breeding register or breeding book number Individual identification number ^{dg} Animal health identification number ^d Breed ^c /line ^c /cross ^c Name ^b	11.1.2.	Paternal Granddam Breeding register or breeding book number Individual identification number ^{dg} Animal health identification number ^d Breed ^c /line ^c /cross ^c Name ^b
11.1.1.	Paternal Grandsire Breeding register or breeding book number Individual identification number ^{dg} Animal health identification number ^d Breed ^c /line ^c /cross ^c Name ^b					
11.1.2.	Paternal Granddam Breeding register or breeding book number Individual identification number ^{dg} Animal health identification number ^d Breed ^c /line ^c /cross ^c Name ^b					
11.2.	Dam Breeding register or breeding book number Individual identification number ^{dg} Animal health identification number ^d Breed ^c /line ^c /cross ^c Name ^b	<table border="1"> <tr> <td>11.2.1.</td> <td>Maternal Grandsire Breeding register or breeding book number Individual identification number^{dg} Animal health identification number^d Breed^c/line^c/cross^c Name^b</td> </tr> <tr> <td>11.2.2.</td> <td>Maternal Granddam Breeding register or breeding book number Individual identification number^{dg} Animal health identification number^d Breed^c/line^c/cross^c Name^b</td> </tr> </table>	11.2.1.	Maternal Grandsire Breeding register or breeding book number Individual identification number ^{dg} Animal health identification number ^d Breed ^c /line ^c /cross ^c Name ^b	11.2.2.	Maternal Granddam Breeding register or breeding book number Individual identification number ^{dg} Animal health identification number ^d Breed ^c /line ^c /cross ^c Name ^b
11.2.1.	Maternal Grandsire Breeding register or breeding book number Individual identification number ^{dg} Animal health identification number ^d Breed ^c /line ^c /cross ^c Name ^b					
11.2.2.	Maternal Granddam Breeding register or breeding book number Individual identification number ^{dg} Animal health identification number ^d Breed ^c /line ^c /cross ^c Name ^b					
12.	Additional information ^{bm}					
12.1.	Results of performance testing					
12.2.	Up-to-date results of the genetic evaluation carried out last on ...(<i>insert date in format dd.mm.yyyy or ISO 8601</i>)					
12.3.	Genetic defects and genetic peculiarities of the animal in relation to the breeding programme					
12.4.	Other relevant information on hybrid breeding pig					

Changes to legislation: There are currently no known outstanding effects for the Commission Implementing Regulation (EU) 2020/602. (See end of Document for details)

12.5. Other relevant information, including results of performance testing or genetic evaluation, on parents and grandparents, if not indicated in point 11

13. Insemination^c/mating^{chi}

13.1. Date (insert date in format dd.mm.yyyy or ISO 8601, or indicate in the same date format the mating period from to ...)

13.2. Identification of the fertilising male(s)

13.2.1. Breeding register or breeding book number(s)

13.2.2. Individual identification number(s)^{dg}

13.2.3. Animal health identification number(s)^d

13.2.4. Name(s)^b

13.2.5. System(s) of identity verification and result(s)^e

14. Name and address of consignee

15. Validation

15.1. Done at: ...

(insert place of issue)

15.2. on: ...

(insert date of issue)

15.3. Name and capacity of the signatory: ...

(insert in capital letters name and capacity of the individual^h signing the certificate)

15.4. Signature: ...

Footnotes:

a A single zootechnical certificate may be issued for a group of hybrid breeding pigs provided that those hybrid breeding pigs have the same age and the same genetic dam and sire and that individual information is provided in points 4, 5, 6.2, 12 and, as appropriate, 13 of this zootechnical certificate.

b Keep empty if not applicable.

c Delete where not applicable.

d Individual identification in accordance with the rules of the breeding programme approved in accordance with Article 8(3), and, where applicable, Article 12 of Regulation (EU) 2016/1012, and identification number in accordance with Union animal health legislation on the identification and registration of animals.

e This may be required by breeding operations in accordance with Article 22(2) of Regulation (EU) 2016/1012 for hybrid breeding pigs used for the collection of semen for artificial insemination or used for the collection of oocytes and embryos.

f If necessary attach additional sheets of paper.

g Add individual identification number if different from breeding book number.

h If the results of performance testing or genetic evaluation can be accessed on a website, a direct reference to that website may be provided instead.

i Required in the case of pregnant females. Information may be indicated in a separate document.

j That individual shall be a representative of the breeding operation, or of a competent authority referred to in Article 30(2) (b) of Regulation (EU) 2016/1012, who is authorised to sign the zootechnical certificate.

Changes to legislation: There are currently no known outstanding effects for the Commission Implementing Regulation (EU) 2020/602. (See end of Document for details)

Notes:

- The zootechnical certificate shall be issued in at least one of the official languages of the Member State of dispatch.
- The colour of the signature must be different from that of the printing.
- The zootechnical certificate may be issued in portrait or landscape orientation.
- The footnotes and notes of this zootechnical certificate may not be printed, provided a reference to a directly accessible multilingual source of information is included in the title.

SECTION B

Zootechnical certificate for trade in semen of hybrid breeding pigs

Zootechnical certificate, in accordance with Regulation (EU) 2016/1012, for trade in semen of hybrid breeding pigs (<i>Sus scrofa</i>), including purebred breeding pigs of breeds and lines registered in breeding registers maintained by breeding operations	<i>(a logo of the issuing breeding operation, competent authority or semen collection or storage centre may be included)</i>
<i>All EU official languages of the zootechnical certificates, including footnotes and notes, are available in EUR-Lex</i>	

Name of issuing breeding operation/competent authority/semen collection or storage centre/(provide contact details and, where available, a reference to the website)/reference to zootechnical certificate of donor animal^b



Part A. Information on the donor male hybrid breeding pig^c

1. Name of issuing breeding operation/competent authority *(provide contact details and, where available, a reference to the website)*

2. Name of breeding register

3. Name of breed^d/line^d/cross^d

4. Breeding register number of donor male

5. Identification of donor male^e

6. Identity verification^{afg}

5.1. System

6.1. Method

5.2. Individual identification number

6.2. Result

5.3. Animal health identification number

5.4. Name^a

7. Date *(use format dd.mm.yyyy or ISO 8601)* and country of birth of donor male

8. Name, address and email address^a of breeder

9. Name, address and email address^a of owner

Changes to legislation: There are currently no known outstanding effects for the Commission Implementing Regulation (EU) 2020/602. (See end of Document for details)

10. The pedigree of donor male ^g	
10.1. Sire Breeding register or breeding book number Individual identification number ^{eh} Animal health identification number ^e Breed ^d /line ^d /cross ^d Name ^a	10.1.1. Paternal Grandsire Breeding register or breeding book number Individual identification number ^{eh} Animal health identification number ^e Breed ^d /line ^d /cross ^d Name ^a
	10.1.2. Paternal Granddam Breeding register or breeding book number Individual identification number ^{eh} Animal health identification number ^e Breed ^d /line ^d /cross ^d Name ^a
10.2. Dam Breeding register or breeding book number Individual identification number ^{eh} Animal health identification number ^e Breed ^d /line ^d /cross ^d Name ^a	10.2.1. Maternal Grandsire Breeding register or breeding book number Individual identification number ^{eh} Animal health identification number ^e Breed ^d /line ^d /cross ^d Name ^a
	10.2.2. Maternal Granddam Breeding register or breeding book number Individual identification number ^{eh} Animal health identification number ^e Breed ^d /line ^d /cross ^d Name ^a
11. Additional information ^{agi}	
11.1. Results of performance testing	
11.2. Up-to-date results of the genetic evaluation carried out last on ... <i>(insert date in format dd.mm.yyyy or ISO 8601)</i>	
11.3. Genetic defects and genetic peculiarities of donor male in relation to the breeding programme	
11.4. Other relevant information on donor male	
11.5. Other relevant information, including results of performance testing or genetic evaluation, on parents and grandparents, if not indicated in point 10	
12. Validation ^j	
12.1. Done at : ... <i>(insert place of issue)</i>	12.2. on: ... <i>(insert date of issue)</i>

Changes to legislation: There are currently no known outstanding effects for the Commission Implementing Regulation (EU) 2020/602. (See end of Document for details)

12.3. Name and capacity of the signatory: ...

(insert in capital letters name and capacity of the individual^k signing the certificate)

12.4. Signature: ...

✂

Part B. Information on semen^l

1. Identification of donor male(s)^{ej}

1.1. Individual identification number(s)

1.2. Animal health identification number(s)

1.3. Reference(s) to zootechnical certificate(s) of donor male(s)^a

2. Identification of semen

Colour of straws or other packages ^{am}	Code on straws or other packages	Number of straws or other packages ⁿ	Place of collection	Date of collection (<i>dd.mm.yyyy or ISO 8601</i>)	Others ^{ao}

3. Semen collection or storage centre of dispatch

3.1. Name

3.2. Address

3.3. Approval number

4. Destination (*insert name and address*)

5. Name and address of the breeding operation^d, or the third party^d designated by that breeding operation, responsible for carrying out testing^{ap}

6. Validation

6.1. Done at: ...

(insert place of issue)

6.2. on: ...

(insert date of issue)

6.3. Name and capacity of the signatory: ...

(insert in capital letters name and capacity of the individual^q signing the certificate)

Changes to legislation: There are currently no known outstanding effects for the Commission Implementing Regulation (EU) 2020/602. (See end of Document for details)

6.4. Signature: ...

Footnotes:

-
- a** Keep empty if not applicable.
-
- b** In case Part A of the zootechnical certificate is kept empty or removed from the zootechnical certificate and a copy of the zootechnical certificate issued for the donor male hybrid breeding pig(s) is attached, a reference (certificate number) to that zootechnical certificate of the donor male hybrid breeding pig(s) must be provided.
-
- c** Part A of the zootechnical certificate may be kept empty or removed from the zootechnical certificate following instructions in footnote 12.
-
- d** Delete where not applicable.
-
- e** Individual identification in accordance with the rules of the breeding programme approved in accordance with Article 8(3), and, where applicable, Article 12 of Regulation (EU) 2016/1012, and identification number in accordance with Union animal health legislation on the identification and registration of animals.
-
- f** This may be required by breeding operations in accordance with Article 22(2) of Regulation (EU) 2016/1012 for hybrid breeding pigs used for the collection of semen for artificial insemination.
-
- g** If necessary attach additional sheets of paper.
-
- h** Add individual identification number if different from breeding book number.
-
- i** If the results of performance testing or genetic evaluation can be accessed on a website, a direct reference to that website may be provided instead.
-
- j** Only required if Part A of the zootechnical certificate is issued by the breeding operation, or by a competent authority referred to in Article 30(2)(b) of Regulation (EU) 2016/1012 and Part B of the zootechnical certificate is issued by a semen collection or storage centre authorised in accordance with Article 31(1) of that Regulation.
-
- k** That individual shall be a representative of the breeding operation, or of a competent authority referred to in Article 30(2)(b) of Regulation (EU) 2016/1012, who is authorised to sign the zootechnical certificate.
-
- l** In case only Part B of the zootechnical certificate is issued by a semen collection or storage centre authorised in accordance with Article 31(1) of Regulation (EU) 2016/1012 and Part A of the zootechnical certificate is kept empty or removed from the zootechnical certificate, point 1 of Part B must be completed and copies of the zootechnical certificates for the donor male hybrid breeding pigs, issued in accordance with the model laid down in Section A of Annex II to Regulation (EU) 2017/717, must be attached.
-
- m** Optional.
-
- n** A straw or another package may contain semen collected from more than one hybrid breeding pig, provided information on all contributing donor male hybrid breeding pigs is provided in point 1.3. of Part B.
-
- o** Where applicable, information on sexed semen may be provided.
-
- p** For semen intended for the performance testing or genetic evaluation of hybrid breeding pigs which have not undergone such testing or evaluation, in accordance with the quantity limits referred to in Article 24(1)(d) of Regulation (EU) 2016/1012.
-
- q** That individual shall be a representative of the breeding operation, or of a competent authority referred to in Article 30(2)(b) of Regulation (EU) 2016/1012, or of a semen collection or storage centre authorised in accordance with Article 31(1) of that Regulation, who is authorised to sign the zootechnical certificate.
-

Notes:

-
- The zootechnical certificate shall be issued in at least one of the official languages of the Member State of dispatch.
 - The colour of the signature must be different from that of the printing.
 - The zootechnical certificate may be issued in portrait or landscape orientation.
 - The footnotes and notes of this zootechnical certificate may not be printed, provided a reference to a directly accessible multilingual source of information is included in the title.
-

Changes to legislation: There are currently no known outstanding effects for the Commission Implementing Regulation (EU) 2020/602. (See end of Document for details)

SECTION C

Zootechnical certificate for trade in oocytes of hybrid breeding pigs

Zootechnical certificate, in accordance with Regulation (EU) 2016/1012, for trade in oocytes of hybrid breeding pigs (<i>Sus scrofa</i>), including purebred breeding pigs of breeds and lines registered in breeding registers maintained by breeding operations	<i>(a logo of the issuing breeding operation, competent authority or embryo production team may be included)</i>
<i>All EU official languages of the zootechnical certificates, including footnotes and notes, are available in EUR-Lex</i>	Certificate number ^a

Name of issuing breeding operation/competent authority/embryo production team (*provide contact details and, where available, a reference to the website*)/reference to zootechnical certificate of donor animal^b

*Part A. Information on the donor female hybrid breeding pig^c*

1.	Name of issuing breeding operation/competent authority (<i>provide contact details and, where available, a reference to the website</i>)	
2.	Name of breeding register	3. Name of breed ^d /line ^d /cross ^d
4.	Breeding register number of donor female	
5.	Identification of donor female ^e	6. Identity verification ^{afg}
5.1.	System	6.1. Method
5.2.	Individual identification number	6.2. Result
5.3.	Animal health identification number	
5.4.	Name ^a	
7.	Date (<i>use format dd.mm.yyyy or ISO 8601</i>) and country of birth of donor female	
8.	Name, address and email address ^a of breeder	
9.	Name, address and email address ^a of owner	
10.	The pedigree of donor female ^g	
10.1.	Sire Breeding register or breeding book number	10.1.1. Paternal Grandsire Breeding register or breeding book number Individual identification number ^{eh}

Changes to legislation: There are currently no known outstanding effects for the Commission Implementing Regulation (EU) 2020/602. (See end of Document for details)

Individual identification number ^{eh} Animal health identification number ^e Breed ^d /line ^d /cross ^d Name ^a	Animal health identification number ^e Breed ^d /line ^d /cross ^d Name ^a
	10.1.2. Paternal Granddam Breeding register or breeding book number Individual identification number ^{eh} Animal health identification number ^e Breed ^d /line ^d /cross ^d Name ^a
10.2. Dam Breeding register or breeding book number Individual identification number ^{eh} Animal health identification number ^e Breed ^d /line ^d /cross ^d Name ^a	10.2.1. Maternal Grandsire Breeding register or breeding book number Individual identification number ^{eh} Animal health identification number ^e Breed ^d /line ^d /cross ^d Name ^a
	10.2.2. Maternal Granddam Breeding register or breeding book number Individual identification number ^{eh} Animal health identification number ^e Breed ^d /line ^d /cross ^d Name ^a
11. Additional information ^{agi}	
11.1. Results of performance testing	
11.2. Up-to-date results of the genetic evaluation carried out last on ... <i>(insert date in format dd.mm.yyyy or ISO 8601)</i>	
11.3. Genetic defects and genetic peculiarities of the donor female in relation to the breeding programme	
11.4. Other relevant information on donor female	
11.5. Other relevant information, including results of performance testing or genetic evaluation, on parents and grandparents, if not indicated in point 10	
12. Validation ^j	
12.1. Done at : ... <i>(insert place of issue)</i>	12.2. on: ... <i>(insert date of issue)</i>
12.3. Name and capacity of the signatory: ... <i>(insert in capital letters name and capacity of the individual^k signing the certificate)</i>	
12.4. Signature: ...	

Changes to legislation: There are currently no known outstanding effects for the Commission Implementing Regulation (EU) 2020/602. (See end of Document for details)



Part B. Information on oocytes^l

1. Identification of donor female^{ej}

1.1. Individual identification number

1.2. Animal health identification number

1.3. Reference to zootechnical certificate of donor female^a

2. Identification system

Colour of straws or other packages ^{am}	Code on straws or other packages	Number of straws or other packages	Number of oocytes ⁿ	Place of collection	Date of collection (dd.mm.yyyy or ISO 8601)	Others ^a

3. Embryo production team of dispatch

3.1. Name

3.2. Address

3.3. Approval number

4. Destination (*insert name and address*)

5. Validation

5.1. Done at: ...

5.2. on: ...

(*insert place of issue*)

(*insert date of issue*)

5.3. Name and capacity of the signatory: ...

(*insert in capital letters name and capacity of the individual^o signing the certificate*)

5.4. Signature: ...

Footnotes:

a Keep empty if not applicable.

b In case Part A of the zootechnical certificate is kept empty or removed from the zootechnical certificate and a copy of the zootechnical certificate issued for the donor female hybrid breeding pig is attached, a reference (certificate number) to that zootechnical certificate of the donor female hybrid breeding pig must be provided.

Changes to legislation: There are currently no known outstanding effects for the Commission Implementing Regulation (EU) 2020/602. (See end of Document for details)

- c Part A of the zootechnical certificate may be kept empty or removed from the zootechnical certificate following instructions in footnote 12.
- d Delete where not applicable.
- e Individual identification in accordance with the rules of the breeding programme approved in accordance with Article 8(3), and, where applicable, Article 12 of Regulation (EU) 2016/1012, and identification number in accordance with Union animal health legislation on the identification and registration of animals.
- f This may be required by breeding operations in accordance with Article 22(2) of Regulation (EU) 2016/1012 for hybrid breeding pigs used for the collection of oocytes.
- g If necessary attach additional sheets of paper.
- h Add individual identification number if different from breeding book number.
- i If the results of performance testing or genetic evaluation can be accessed on a website, a direct reference to that website may be provided instead.
- j Only required if Part A of the zootechnical certificate is issued by the breeding operation, or by a competent authority referred to in Article 30(2)(b) of Regulation (EU) 2016/1012 and Part B of the zootechnical certificate is issued by an embryo production team authorised in accordance with Article 31(1) of that Regulation.
- k That individual shall be a representative of the breeding operation, or of a competent authority referred to in Article 30(2) (b) of Regulation (EU) 2016/1012, who is authorised to sign the zootechnical certificate.
- l In case only Part B of the zootechnical certificate is issued by an embryo production team authorised in accordance with Article 31(1) of Regulation (EU) 2016/1012 and Part A of the zootechnical certificate is kept empty or removed from the zootechnical certificate, point 1 of Part B must be completed and copies of the zootechnical certificates for the donor female hybrid breeding pigs, issued in accordance with the model laid down in Section A of Annex II to Regulation (EU) 2017/717, must be attached.
- m Optional.
- n Where there is more than one oocyte in a straw or another package, a clear indication of the number of oocytes is required. A straw or another package shall contain only oocytes collected from one hybrid breeding pig.
- o That individual shall be a representative of the breeding operation, or of a competent authority referred to in Article 30(2) (b) of Regulation (EU) 2016/1012, or of an embryo production team authorised in accordance with Article 31(1) of that Regulation, who is authorised to sign the zootechnical certificate.

Notes:

- The zootechnical certificate shall be issued in at least one of the official languages of the Member State of dispatch.
- The colour of the signature must be different from that of the printing.
- The zootechnical certificate may be issued in portrait or landscape orientation.
- The footnotes and notes of this zootechnical certificate may not be printed, provided a reference to a directly accessible multilingual source of information is included in the title.

SECTION D

Zootechnical certificate for trade in embryos of hybrid breeding pigs

Zootechnical certificate, in accordance with Regulation (EU) 2016/1012, for trade in embryos of hybrid breeding pigs (<i>Sus scrofa</i>), including purebred breeding pigs of breeds and lines registered in breeding registers maintained by breeding operations	<i>(a logo of the issuing breeding operation, competent authority or embryo collection or production team may be included)</i>
<i>All EU official languages of the zootechnical certificates, including footnotes and notes, are available in EUR-Lex</i>	

Certificate number^a

Name of issuing breeding operation/competent authority/embryo collection or production team *(provide contact details and, where available, a reference to the website)*/reference to zootechnical certificate(s) of donor animal(s)^b

Changes to legislation: There are currently no known outstanding effects for the Commission Implementing Regulation (EU) 2020/602. (See end of Document for details)



Part A. Information on the donor female hybrid breeding pig^c

1. Name of issuing breeding operation/competent authority (<i>provide contact details and, where available, a reference to the website</i>)	
2. Name of breeding register	3. Name of breed ^d /line ^d /cross ^d
4. Breeding register number of donor female	
5. Identification of donor female ^e	6. Identity verification ^{afg}
5.1. System	6.1. Method
5.2. Individual identification number	6.2. Result
5.3. Animal health identification number	
5.4. Name ^a	
7. Date (<i>use format dd.mm.yyyy or ISO 8601</i>) and country of birth of donor female	
8. Name, address and email address ^a of breeder	
9. Name, address and email address ^a of owner	
10. The pedigree of donor female ^g	
10.1. Sire Breeding register or breeding book number Individual identification number ^{eh} Animal health identification number ^e Breed ^d /line ^d /cross ^d Name ^a	10.1.1. Paternal Grandsire Breeding register or breeding book number Individual identification number ^{eh} Animal health identification number ^e Breed ^d /line ^d /cross ^d Name ^a
	10.1.2. Paternal Granddam Breeding register or breeding book number Individual identification number ^{eh} Animal health identification number ^e Breed ^d /line ^d /cross ^d Name ^a
10.2. Dam Breeding register or breeding book number	10.2.1. Maternal Grandsire Breeding register or breeding book number Individual identification number ^{eh}


Changes to legislation: There are currently no known outstanding effects for the Commission Implementing Regulation (EU) 2020/602. (See end of Document for details)

Individual identification number ^{eh}	Animal health identification number ^e
Animal health identification number ^e	Breed ^d /line ^d /cross ^d
Breed ^d /line ^d /cross ^d	Name ^a
Name ^a	
	10.2.2. Maternal Granddam
	Breeding register or breeding book number
	Individual identification number ^{eh}
	Animal health identification number ^e
	Breed ^d /line ^d /cross ^d
	Name ^a

11. Additional information^{agi}
 - 11.1. Results of performance testing
 - 11.2. Up-to-date results of the genetic evaluation carried out last on ...*(insert date in format dd.mm.yyyy or ISO 8601)*
 - 11.3. Genetic defects and genetic peculiarities of donor female in relation to the breeding programme
 - 11.4. Other relevant information on donor female
 - 11.5. Other relevant information, including results of performance testing or genetic evaluation, on parents and grandparents, if not indicated in point 10

12. Validation^j

12.1. Done at: ... <i>(insert place of issue)</i>	12.2. on: ... <i>(insert date of issue)</i>
--	--

 - 12.3. Name and capacity of the signatory: ...
(insert in capital letters name and capacity of the individual^k signing the certificate)
 - 12.4. Signature: ...


Part B. Information on the donor male hybrid breeding pig^e

1. Name of issuing breeding operation *(provide contact details and, where available, a reference to the website)*
- | | |
|------------------------------|--|
| 2. Name of breeding register | 3. Name of breed ^d /line ^d /cross ^d |
|------------------------------|--|
4. Breeding register number of donor male
- | | |
|--|---|
| 5. Identification of donor male ^e <ol style="list-style-type: none"> 5.1. System | 6. Identity verification ^{afg} <ol style="list-style-type: none"> 6.1. Method |
|--|---|

Changes to legislation: There are currently no known outstanding effects for the Commission Implementing Regulation (EU) 2020/602. (See end of Document for details)

5.2.	Individual identification number	6.2.	Result
5.3.	Animal health identification number		
5.4.	Name ^a		
7.	Date (use format dd.mm.yyyy or ISO 8601) and country of birth of donor male		
8.	Name, address and email address ^a of breeder		
9.	Name, address and email address ^a of owner		
10.	The pedigree of donor male ^a		
10.1.	Sire Breeding register or breeding book number Individual identification number ^{eh} Animal health identification number ^e Breed ^d /line ^d /cross ^d Name ^a	10.1.1.	Paternal Grandsire Breeding register or breeding book number Individual identification number ^{eh} Animal health identification number ^e Breed ^d /line ^d /cross ^d Name ^a
		10.1.2.	Paternal Granddam Breeding register or breeding book number Individual identification number ^{eh} Animal health identification number ^e Breed ^d /line ^d /cross ^d Name ^a
10.2.	Dam Breeding register or breeding book number Individual identification number ^{eh} Animal health identification number ^e Breed ^d /line ^d /cross ^d Name ^a	10.2.1.	Maternal Grandsire Breeding register or breeding book number Individual identification number ^{eh} Animal health identification number ^e Breed ^d /line ^d /cross ^d Name ^a
		10.2.2.	Maternal Granddam Breeding register or breeding book number Individual identification number ^{eh} Animal health identification number ^e Breed ^d /line ^d /cross ^d Name ^a
11.	Additional information ^{agi}		
11.1.	Results of performance testing		

Changes to legislation: There are currently no known outstanding effects for the Commission Implementing Regulation (EU) 2020/602. (See end of Document for details)

- 11.2. Up-to-date results of the genetic evaluation carried out last on ...*(insert date in format dd.mm.yyyy or ISO 8601)*
- 11.3. Genetic defects and genetic peculiarities of donor male in relation to the breeding programme
- 11.4. Other relevant information on donor male
- 11.5. Other relevant information, including results of performance testing or genetic evaluation, on parents and grandparents, if not indicated in point 10

12. Validationⁱ

12.1. Done at: ...

(insert place of issue)

12.2. on: ...

(insert date of issue)

12.3. Name and capacity of the signatory: ...

(insert in capital letters name and capacity of the individual^k signing the certificate)

14.2. Signature: ...



Part C. Information on embryos^l

1. Identification of donor female^{ej}

1.1. Individual identification number

1.2. Animal health identification number

1.3. Reference to zootechnical certificate of donor female^a

2. Identification of donor male(s)^{ej}

2.1. Individual identification number(s)

2.2. Animal health identification number(s)

2.3. Reference(s) to zootechnical certificate(s) of

2.3.1. donor male(s)^{ad}

2.3.2. semen^{ad}

3. Identification of embryos

Colour of straws or other packages ^{am}	Code on straws or other packages	Number of straws or other packages	Number of embryos ^{no}	Place of collection or production	Date of collection or production	Others ^{ap}
--	----------------------------------	------------------------------------	---------------------------------	-----------------------------------	----------------------------------	----------------------

Changes to legislation: There are currently no known outstanding effects for the Commission Implementing Regulation (EU) 2020/602. (See end of Document for details)

					(dd.mm.yyyy or ISO 8601)

4. Embryo collection or production team of dispatch

4.1. Name

4.2. Address

4.3. Approval number

5. Destination (*insert name and address*)

Part D. Information on surrogate recipient of embryo(s)

6. Individual identification number^e of surrogate recipient^a

7. Validation

7.1. Done at: ...

(*insert place of issue*)

7.2. on: ...

(*insert date of issue*)

7.3. Name and capacity of the signatory: ...

(*insert in capital letters name and capacity of the individual^a signing that certificate*)

7.4. Signature: ...

Footnotes:

a Keep empty if not applicable.

b In case Part(s) A and/or B of the zootechnical certificate is/are kept empty or removed from the zootechnical certificate and a copy of the zootechnical certificate issued for the donor female or male hybrid breeding pig(s), or for the semen of those male hybrid breeding pig(s), is attached, a reference (certificate number) to that zootechnical certificate of the donor female or male hybrid breeding pig(s), or of the semen of those male hybrid breeding pig(s), must be provided.

c Part(s) A and/or B of the zootechnical certificate may be kept empty or removed from the zootechnical certificate following instructions in footnote 12.

d Delete where not applicable.

e Individual identification in accordance with the rules of the breeding programme approved in accordance with Article 8(3), and, where applicable, Article 12 of Regulation (EU) 2016/1012, and identification number in accordance with Union animal health legislation on the identification and registration of animals.

f This may be required by breeding operations in accordance with Article 22(2) of Regulation (EU) 2016/1012 for hybrid breeding pigs used for the collection of semen for artificial insemination or used for the collection of oocytes or embryos.

g If necessary attach additional sheets of paper.

h Add individual identification number if different from breeding book number.

Changes to legislation: There are currently no known outstanding effects for the Commission Implementing Regulation (EU) 2020/602. (See end of Document for details)

-
- i** If the results of performance testing or genetic evaluation can be accessed on a website, a direct reference to that website may be provided instead.
-
- j** Only required if Part A or B of the zootechnical certificate is issued by the breeding operation, or by a competent authority referred to in Article 30(2)(b) of Regulation (EU) 2016/1012 and Parts C and D of the zootechnical certificate are issued by an embryo collection or production team authorised in accordance with Article 31(1) of that Regulation.
-
- k** That individual shall be a representative of the breeding operation, or of a competent authority referred to in Article 30(2) (b) of Regulation (EU) 2016/1012, who is authorised to sign the zootechnical certificate.
-
- l** In case only Part C and, where applicable, Part D of the zootechnical certificate are issued by an embryo collection or production team authorised in accordance with Article 31(1) of Regulation (EU) 2016/1012, and Part(s) A and/or B of the zootechnical certificate is/are kept empty or removed from the zootechnical certificate, points 1 and 2 of Part C must be completed and copies of zootechnical certificates attached as follows:
- (a) for donor females, in accordance with the model laid down in Section A of Annex II to Regulation (EU) 2017/717;
 - (b) for the fertilising semen:
 - (i) as described in point (a), with the necessary adaptations for donor males, or
 - (ii) in accordance with the model laid down in Section B of Annex II to Regulation (EU) 2017/717.
-
- m** Optional.
-
- n** Where there is more than one embryo in a straw or another package, a clear indication of the number of embryos is required.
-
- o** A straw or another package may contain embryos collected, or produced from oocytes collected, from a single female hybrid breeding pig fertilised with semen collected from more than one donor male hybrid breeding pig, provided information on all contributing donor male hybrid breeding pigs is provided in point 2.3. of Part C.
-
- p** Where applicable, information on sexed embryos or on the stage of development of the embryo may be provided.
-
- q** That individual shall be a representative of the breeding operation, or of a competent authority referred to in Article 30(2) (b) of Regulation (EU) 2016/1012, or of an embryo collection or production team authorised in accordance with Article 31(1) of that Regulation, who is authorised to sign the zootechnical certificate.
-

Notes:

- The zootechnical certificate shall be issued in at least one of the official languages of the Member State of dispatch.
 - The colour of the signature must be different from that of the printing.
 - The zootechnical certificate may be issued in portrait or landscape orientation.
 - The footnotes and notes of this zootechnical certificate may not be printed, provided a reference to a directly accessible multilingual source of information is included in the title.
-

ANNEX III

Annex III to Implementing Regulation (EU) 2017/717 is replaced by the following:

Changes to legislation: There are currently no known outstanding effects for the Commission Implementing Regulation (EU) 2020/602. (See end of Document for details)

ANNEX III

**MODEL FORMS FOR ZOOTECHNICAL CERTIFICATES
FOR ENTRY INTO THE UNION OF PUREBRED BREEDING
ANIMALS AND THEIR GERMINAL PRODUCTS**

SECTION A

**Zootechnical certificate for entry into the Union of purebred breeding
animals of the bovine, porcine, ovine, caprine and equine species**

Zootechnical certificate, in accordance with Regulation (EU) 2016/1012, for entry into the Union of purebred breeding animals of the following species:		<i>(a logo of the issuing breeding body may be included)</i>
(a) bovine species (<i>Bos taurus</i>, <i>Bos indicus</i>, <i>Bubalus bubalis</i>)^a (b) porcine species (<i>Sus scrofa</i>)^{ab} (c) ovine species (<i>Ovis aries</i>)^a (d) caprine species (<i>Capra hircus</i>)^a (e) equine species (<i>Equus caballus</i> and <i>Equus asinus</i>)^a		Certificate number ^c
<i>All EU official languages of the zootechnical certificates, including footnotes and notes, are available in EUR-Lex</i>		
1. Name of issuing breeding body <i>(provide contact details and, where available, a reference to the website)</i>		
2. Name of breeding book	3. Name of breed of purebred breeding animal	
4. Class within the main section of the breeding book where animal is entered ^c		
5. Sex of animal	6. Breeding book number of animal	
7. Identification of purebred breeding animal ^d	8. Identity verification ^{cef}	
7.1. System	8.1. Method	
7.2. Individual identification number	8.2. Result	
7.3. Name ^c		
9. Date <i>(use format dd.mm.yyyy or ISO 8601)</i> ^g and country of birth of animal		
10. Name, address and email address ^c of breeder		

Changes to legislation: There are currently no known outstanding effects for the Commission Implementing Regulation (EU) 2020/602. (See end of Document for details)

11. Name, address and email address ^c of owner	
12. The pedigree ^h of the purebred breeding animal	
12.1. Sire Breeding book number and section Individual identification number ^{di} Name ^c	12.1.1. Paternal Grandsire Breeding book number and section Individual identification number ^{di} Name ^c
	12.1.2. Paternal Granddam Breeding book number and section Individual identification number ^{di} Name ^c
12.2. Dam Breeding book number and section Individual identification number ^{di} Name ^c	12.2.1. Maternal Grandsire Breeding book number and section Individual identification number ^{di} Name ^c
	12.2.2. Maternal Granddam Breeding book number and section Individual identification number ^{di} Name ^c
13. Additional information ^{efj}	
13.1. Results of performance testing	
13.2. Up-to-date results of the genetic evaluation carried out last on ... <i>(insert date in format dd.mm.yyyy or ISO 8601)</i>	
13.3. Genetic defects and genetic peculiarities of the animal in relation to the breeding programme	
13.4. Other relevant information on purebred breeding animal	
13.5. Other relevant information, including results of performance testing or genetic evaluation, on parents and grandparents, if not indicated in point 12	
14. Insemination ^a /mating ^{ack}	
14.1. Date <i>(insert date in format dd.mm.yyyy or ISO 8601 or indicate in the same date format the mating period from to)</i>	
14.2. Identification of the fertilising male(s)	
14.2.1. Breeding book number(s) and section(s)	
14.2.2. Individual identification number(s) ^{di}	
14.2.3. Name(s) ^c	

Changes to legislation: There are currently no known outstanding effects for the Commission Implementing Regulation (EU) 2020/602. (See end of Document for details)

14.2.4. System(s) of identity verification and result(s)^e

15. Name of breed society^a/competent authority^a/breeding operation^a maintaining the breeding book^a/breeding register^a into which the purebred breeding animal is intended to be entered^a/registered^a (provide contact details and, where available, a reference to the website)

16. Validation

16.1. Done at: ...

(insert place of issue)

16.2. on: ...

(insert date of issue)

16.3. Name and capacity of the signatory: ...

(insert in capital letters name and capacity of the individual¹ signing that certificate)

16.4. Signature: ...

Footnotes:

a Delete where not applicable.

b A single zootechnical certificate may be issued for a group of purebred breeding animals of the porcine species provided that those purebred breeding animals have the same age and the same genetic dam and sire and that individual information is provided in points 5, 6, 7.2, 13 and, as appropriate, 14 of this zootechnical certificate.

c Keep empty if not applicable.

d In accordance with the legislation on the identification and registration of animals of the country of dispatch.

e Required in accordance with Article 22(1) of Regulation (EU) 2016/1012 for purebred breeding animals of the bovine, ovine, caprine and equine species used for the collection of semen for artificial insemination. This may be required for purebred breeding animals of the porcine species used for the collection of semen for artificial insemination or for purebred breeding animals of the bovine, ovine, caprine, porcine and equine species used for the collection of oocytes and embryos in accordance with Article 22(2) of Regulation (EU) 2016/1012 by breed societies maintaining the breeding book where the animal is to be entered.

f If necessary attach additional sheets of paper.

g For animals of the ovine and caprine species kept in extensive farming conditions, instead of the date of birth, the year of birth (yyyy) and date of identification (dd.mm.yyyy or ISO 8601) may be provided.

h As regards section of the breeding book, insert “main section” or “supplementary section”. Information on additional generations may be provided.

i Add individual identification number if different from breeding book number.

j If the results of performance testing or genetic evaluation can be accessed on a website, a direct reference to that website may be provided instead.

k Required in the case of pregnant females. Information may be indicated in a separate document.

l That individual shall be a representative of the breeding body, including official service of the country of dispatch, which is listed in accordance with Article 34 of Regulation (EU) 2016/1012, who is authorised to sign the zootechnical certificate.

Notes:

• The zootechnical certificate shall be issued in at least one of the official languages of the country of dispatch.

• The colour of the signature must be different from that of the printing.

• The zootechnical certificate may be issued in portrait or landscape orientation.

• The footnotes and notes of this zootechnical certificate may not be printed, provided a reference to a directly accessible multilingual source of information is included in the title.

Changes to legislation: There are currently no known outstanding effects for the Commission Implementing Regulation (EU) 2020/602. (See end of Document for details)

SECTION B

Zootechnical certificate for entry into the Union of semen of purebred breeding animals

<p>Zootechnical certificate, in accordance with Regulation (EU) 2016/1012, for entry into the Union of semen of purebred breeding animals of the following species:</p> <p>(a) bovine species (<i>Bos taurus</i>, <i>Bos indicus</i>, <i>Bubalus bubalis</i>)^a</p> <p>(b) porcine species (<i>Sus scrofa</i>)^a</p> <p>(c) ovine species (<i>Ovis aries</i>)^a</p> <p>(d) caprine species (<i>Capra hircus</i>)^a</p> <p>(e) equine species (<i>Equus caballus</i> and <i>Equus asinus</i>)^a</p> <p><i>All EU official languages of the zootechnical certificates, including footnotes and notes, are available in EUR-Lex</i></p>	<p><i>(a logo of the issuing breeding body or semen collection or storage centre may be included)</i></p> <hr/> <p>Certificate number^b</p>
--	---


Name of issuing breeding body/semen collection or storage centre *(provide contact details and, where available, a reference to the website)*/reference to zootechnical certificate of donor animal^c



Part A. Information on the donor male purebred breeding animal^d

1. Name of issuing breeding body <i>(provide contact details and, where available, a reference to the website)</i>	
2. Name of breeding book	3. Name of breed of donor male
4. Class within the main section of the breeding book where donor male is entered ^b	
5. Breeding book number of donor male	
6. Identification of donor male ^e	7. Identity verification ^{bfg}
6.1. System	7.1. Method
6.2. Individual identification number	7.2. Result
6.3. Name ^b	
8. Date <i>(use format dd.mm.yyyy or ISO 8601)</i> ^h and country of birth of donor male	
9. Name, address and email address ^b of breeder	
10. Name, address and email address ^b of owner	
11. The pedigree of donor male ^{gi}	

Changes to legislation: There are currently no known outstanding effects for the Commission Implementing Regulation (EU) 2020/602. (See end of Document for details)

11.1. Sire Breeding book number and section Individual identification number ^{ej} Name ^b	11.1.1. Paternal Grandsire Breeding book number and section Individual identification number ^{ej} Name ^b
	11.1.2. Paternal Granddam Breeding book number and section Individual identification number ^{ej} Name ^b
11.2. Dam Breeding book number and section Individual identification number ^{ej} Name ^b	11.2.1. Maternal Grandsire Breeding book number and section Individual identification number ^{ej} Name ^b
	11.2.2. Maternal Granddam Breeding book number and section Individual identification number ^{ej} Name ^b
12. Additional information ^{bgk}	
12.1. Results of performance testing	
12.2. Up-to-date results of the genetic evaluation carried out last on ... <i>(insert date in format dd.mm.yyyy or ISO 8601)</i>	
12.3. Genetic defects and genetic peculiarities of donor male in relation to the breeding programme	
12.4. Other relevant information on donor male	
12.5. Other relevant information, including results of performance testing or genetic evaluation, on parents and grandparents, if not indicated in point 11	
13. Validation ^l	
13.1. Done at: ... <i>(insert place of issue)</i>	13.2. on: ... <i>(insert date of issue)</i>
13.3. Name and capacity of the signatory: ... <i>(insert in capital letters name and capacity of the individual^m signing the certificate)</i>	
13.4. Signature: ... 	
<i>Part B. Information on semenⁿ</i>	

Changes to legislation: There are currently no known outstanding effects for the Commission Implementing Regulation (EU) 2020/602. (See end of Document for details)

1. Identification of donor male(s)^{el}

1.1. Individual identification number(s)

1.2. Reference(s) to zootechnical certificate(s) of donor male(s)^b

2. Identification system

Colour of straws or other packages ^{bo}	Code on straws or other packages	Number of straws or other packages ^p	Place of collection	Date of collection (dd.mm.yyyy or ISO 8601)	Others ^{bq}

3. Semen collection or storage centre of dispatch

3.1. Name

3.2. Address

3.3. Approval number

4. Destination (*insert name and address*)

5. Name and address of the breed society^a, or the third party^a designated by that breed society, responsible for carrying out testing^{br}

6. Validation

6.1. Done at: ...

(*insert place of issue*)

6.2. on: ...

(*insert date of issue*)

6.3. Name and capacity of the signatory: ...

(*insert in capital letters name and capacity of the individual⁸ signing that certificate*)

6.4. Signature: ...

Footnotes:

a Delete where not applicable.

b Keep empty if not applicable.

c In case Part A of the zootechnical certificate is kept empty or removed from the zootechnical certificate and a copy of the zootechnical certificate issued for the donor male purebred breeding animal(s) is attached, a reference (certificate number) to that zootechnical certificate of the donor male purebred breeding animal(s) must be provided.

d Part A of the zootechnical certificate may be kept empty or removed from the zootechnical certificate following the instructions in footnote 14.

Changes to legislation: There are currently no known outstanding effects for the Commission Implementing Regulation (EU) 2020/602. (See end of Document for details)

- e** In accordance with the legislation on the identification and registration of animals of the country of dispatch.
- f** Required in accordance with Article 22(1) of Regulation (EU) 2016/1012 for purebred breeding animals of the bovine, ovine, caprine and equine species used for the collection of semen for artificial insemination. This may be required in accordance with Article 22(2) of Regulation (EU) 2016/1012 for purebred breeding animals of the porcine species used for the collection of semen for artificial insemination by breed society maintaining the breeding book where the offspring of the donor animal is to be entered.
- g** If necessary attach additional sheets of paper.
- h** For animals of the ovine and caprine species kept in extensive farming conditions, instead of the date of birth, the year of birth (yyyy) and date of identification (dd.mm.yyyy or ISO 8601) may be provided.
- i** Insert “main section” or “supplementary section” as appropriate. Information on additional generations may be provided.
- j** Add individual identification number if different from breeding book number.
- k** If the results of performance testing or genetic evaluation can be accessed on a website, a direct reference to that website may be provided instead.
- l** Only required if Part A of the zootechnical certificate is issued by the breeding body, including official service of the country of dispatch, which is listed in accordance with Article 34 of Regulation (EU) 2016/1012 and Part B of the zootechnical certificate is issued by a semen collection or storage centre acting on behalf of the breeding body in accordance with Article 33(1) of that Regulation.
- m** That individual shall be a representative of the breeding body, including official service of the country of dispatch, which is listed in accordance with Article 34 of Regulation (EU) 2016/1012, who is authorised to sign the zootechnical certificate.
- n** In case only Part B of the zootechnical certificate is issued by a semen collection or storage centre acting on behalf of the breeding body in accordance with Article 33(1) of Regulation (EU) 2016/1012 and Part A of the zootechnical certificate is kept empty or removed from the zootechnical certificate, point 1 of Part B must be completed and copies of the zootechnical certificates for the donor males, issued in accordance with the model laid down in Section A of Annex III to Regulation (EU) 2017/717, must be attached.
- o** Optional.
- p** A straw or another package may contain semen collected from more than one purebred breeding animal, provided information on all contributing donor male purebred breeding animals is provided in point 1.2. of Part B.
- q** Where applicable, information on sexed semen may be provided.
- r** For semen intended for the testing of purebred breeding animals of the bovine, porcine, ovine or caprine species which have not undergone performance testing or genetic evaluation, in accordance with the quantity limits referred to in Article 21(1)(g) of Regulation (EU) 2016/1012.
- s** That individual shall be a representative of the breeding body, including official service of the country of dispatch, which is listed in accordance with Article 34 of Regulation (EU) 2016/1012, or of a semen collection or storage centre acting on behalf of the breeding body in accordance with Article 33(1) of that Regulation, who is authorised to sign the zootechnical certificate.

Notes:

- The zootechnical certificate shall be issued in at least one of the official languages of the country of dispatch.
- The colour of the signature must be different from that of the printing.
- The zootechnical certificate may be issued in portrait or landscape orientation.
- The footnotes and notes of this zootechnical certificate may not be printed, provided a reference to a directly accessible multilingual source of information is included in the title.

SECTION C

Zootechnical certificate for entry into the Union of oocytes of purebred breeding animals

Zootechnical certificate, in accordance with Regulation (EU) 2016/1012, for entry into the Union of oocytes of purebred breeding animals of the following species:

(a logo of the issuing body or embryo production team may be included)

Changes to legislation: There are currently no known outstanding effects for the Commission Implementing Regulation (EU) 2020/602. (See end of Document for details)

<p>(a) bovine species (<i>Bos taurus</i>, <i>Bos indicus</i>, <i>Bubalus bubalis</i>)^a</p> <p>(b) porcine species (<i>Sus scrofa</i>)^a</p> <p>(c) ovine species (<i>Ovis aries</i>)^a</p> <p>(d) caprine species (<i>Capra hircus</i>)^a</p> <p>(e) equine species (<i>Equus caballus</i> and <i>Equus asinus</i>)^a</p> <p><i>All EU official languages of the zootechnical certificates, including footnotes and notes, are available in EUR-Lex</i></p>	<p>Certificate number^b</p>
---	---------------------------------------


Name of issuing breeding body/embryo production team (*provide contact details and, where available, a reference to the website*)/reference to zootechnical certificate of donor animal^c



Part A. Information on the donor female purebred breeding animal^d

1. Name of issuing breeding body (<i>provide contact details and, where available, a reference to the website</i>)	
2. Name of breeding book	3. Name of breed of donor female
4. Class within the main section of the breeding book where donor female is entered ^b	
5. Breeding book number of donor female	
6. Identification of donor female ^e	7. Identity verification ^{bfg}
6.1. System	7.1. Method
6.2. Individual identification number	7.2. Result
6.3. Name ^b	
8. Date (<i>use format dd.mm.yyyy or ISO 8601</i>) ^h and country of birth of donor female	
9. Name, address and email address ^b of breeder	
10. Name, address and email address ^b of owner	
11. The pedigree of donor female ^{gi}	
11.1. Sire Breeding book number and section Individual identification number ^{ej} Name ^b	11.1.1. Paternal Grandsire Breeding book number and section Individual identification number ^{ej} Name ^b
	11.1.2. Paternal Granddam Breeding book number and section

Changes to legislation: There are currently no known outstanding effects for the Commission Implementing Regulation (EU) 2020/602. (See end of Document for details)

	Individual identification number ^{ej} Name ^b
11.2. Dam Breeding book number and section Individual identification number ^{ej} Name ^b	11.2.1. Maternal Grandsire Breeding book number and section Individual identification number ^{ej} Name ^b
	11.2.2. Maternal Granddam Breeding book number and section Individual identification number ^{ej} Name ^b
12. Additional information ^{bgk}	
12.1. Results of performance testing	
12.2. Up-to-date results of the genetic evaluation carried out last on ... <i>(insert date in format dd.mm.yyyy or ISO 8601)</i>	
12.3. Genetic defects and genetic peculiarities of donor female in relation to the breeding programme	
12.4. Other relevant information on donor female	
12.5. Other relevant information, including results of performance testing or genetic evaluation, on parents and grandparents, if not indicated in point 11	
13. Validation ^l	
13.1. Done at: ... <i>(insert place of issue)</i>	13.2. on: ... <i>(insert date of issue)</i>
13.3. Name and capacity of the signatory: ... <i>(insert in capital letters name and capacity of the individual^m signing the certificate)</i>	
13.4. Signature: ... 	
<i>Part B. Information on oocytesⁿ</i>	
1. Identification of donor female ^{el}	
1.1. Individual identification number	
1.2. Reference to zootechnical certificate of donor female ^b	
2. Identification of oocytes	

Changes to legislation: There are currently no known outstanding effects for the Commission Implementing Regulation (EU) 2020/602. (See end of Document for details)

Colour of straws or other packages ^{bo}	Code on straws or other packages	Number of straws or other packages	Number of oocytes ^p	Place of collection	Date of collection (dd.mm.yyyy or ISO 8601)	Others ^b

3. Embryo production team of dispatch

3.1. Name

3.2. Address

3.3. Approval number

4. Destination (*insert name and address*)

5. Validation

5.1. Done at: ...

5.2. on: ...

(*insert place of issue*)

(*insert date of issue*)

5.3. Name and capacity of the signatory: ...

(*insert in capital letters name and capacity of the individual^a signing that certificate*)

5.4. Signature: ...

Footnotes:

a Delete where not applicable.

b Keep empty if not applicable.

c In case Part A of the zootechnical certificate is kept empty or removed from the zootechnical certificate and a copy of the zootechnical certificate issued for the donor female purebred breeding animal is attached, a reference (certificate number) to that zootechnical certificate of the donor female purebred breeding animal must be provided.

d Part A of the zootechnical certificate may be kept empty or removed from the zootechnical certificate following the instructions in footnote 14.

e In accordance with the legislation on the identification and registration of animals of the country of dispatch.

f This may be required for purebred breeding animals of the bovine, porcine, ovine, caprine and equine species used for the collection of oocytes in accordance with Article 22(2) of Regulation (EU) 2016/1012 by breed societies maintaining the breeding book where the offspring of the donor animal is to be entered.

g If necessary attach additional sheets of paper.

h For animals of the ovine and caprine species kept in extensive farming conditions, instead of the date of birth, the year of birth (yyyy) and date of identification (dd.mm.yyyy or ISO 8601) may be provided.

i Insert “main section” or “supplementary section” as appropriate. Information on additional generations may be provided.

j Add individual identification number if different from breeding book number.

Changes to legislation: There are currently no known outstanding effects for the Commission Implementing Regulation (EU) 2020/602. (See end of Document for details)

- k** If the results of performance testing or genetic evaluation can be accessed on a website, a direct reference to that website may be provided instead.
- l** Only required if Part A of the zootechnical certificate is issued by the breeding body, including official service of the country of dispatch, which is listed in accordance with Article 34 of Regulation (EU) 2016/1012 and Part B of the zootechnical certificate is issued by an embryo production team acting on behalf of the breeding body in accordance with Article 33(1) of that Regulation.
- m** That individual shall be a representative of the breeding body, including official service of the country of dispatch, which is listed in accordance with Article 34 of Regulation (EU) 2016/1012, who is authorised to sign the zootechnical certificate.
- n** In case only Part B of the zootechnical certificate is issued by an embryo production team acting on behalf of the breeding body in accordance with Article 33(1) of Regulation (EU) 2016/1012 and Part A of the zootechnical certificate is kept empty or removed from the zootechnical certificate, point 1 of Part B must be completed and copies of the zootechnical certificates for the donor female, issued in accordance with the model laid down in Section A of Annex III to Regulation (EU) 2017/717, must be attached.
- o** Optional.
- p** Where there is more than one oocyte in a straw or another package, a clear indication of the number of oocytes is required. A straw or another package shall contain only oocytes collected from one purebred breeding animal.
- q** That individual shall be a representative of the breeding body, including official service of the country of dispatch, which is listed in accordance with Article 34 of Regulation (EU) 2016/1012, or of an embryo production team acting on behalf of the breeding body in accordance with Article 33(1) of that Regulation, who is authorised to sign the zootechnical certificate.

Notes:

- The zootechnical certificate shall be issued in at least one of the official languages of the country of dispatch.
- The colour of the signature must be different from that of the printing.
- The zootechnical certificate may be issued in portrait or landscape orientation.
- The footnotes and notes of this zootechnical certificate may not be printed, provided a reference to a directly accessible multilingual source of information is included in the title.

SECTION D

**Zootechnical certificate for entry into the Union
of embryos of purebred breeding animals**

<p>Zootechnical certificate, in accordance with Regulation (EU) 2016/1012, for entry into the Union of embryos of purebred breeding animals of the following species:</p> <p>(a) bovine species (<i>Bos taurus</i>, <i>Bos indicus</i>, <i>Bubalus bubalis</i>)^a</p> <p>(b) porcine species (<i>Sus scrofa</i>)^a</p> <p>(c) ovine species (<i>Ovis aries</i>)^a</p> <p>(d) caprine species (<i>Capra hircus</i>)^a</p> <p>(e) equine species (<i>Equus caballus</i> and <i>Equus asinus</i>)^a</p> <p><i>All EU official languages of the zootechnical certificates, including footnotes and notes, are available in EUR-Lex</i></p>	<p><i>(a logo of the issuing breeding body or embryo collection or production team may be included)</i></p> <p><i>Certificate number^b</i></p>
--	--

Name of issuing breeding body/embryo collection or production team (*provide contact details and, where available, a reference to the website*)/reference to zootechnical certificate(s) of donor animal(s)^c



Changes to legislation: There are currently no known outstanding effects for the Commission Implementing Regulation (EU) 2020/602. (See end of Document for details)

Part A. Information on the donor female purebred breeding animal^d

1. Name of issuing breeding body (provide contact details and, where available, a reference to the website)	
2. Name of breeding book	3. Name of breed of donor female
4. Class within the main section of the breeding book where donor female is entered ^b	
5. Breeding book number of donor female	
6. Identification of donor female ^e	7. Identity verification ^{bfg}
6.1. System	7.1. Method
6.2. Individual identification number	7.2. Result
6.3. Name ^b	
8. Date (use format dd.mm.yyyy or ISO 8601) ^h and country of birth of donor female	
9. Name, address and email address ^b of breeder	
10. Name, address and email address ^b of owner	
11. The pedigree of donor female ^{gi}	
11.1. Sire Breeding book number and section Individual identification number ^{ej} Name ^b	11.1.1. Paternal Grandsire Breeding book number and section Individual identification number ^{ej} Name ^b
	11.1.2. Paternal Granddam Breeding book number and section Individual identification number ^{ej} Name ^b
11.2. Dam Breeding book number and section Individual identification number ^{ej} Name ^b	11.2.1. Maternal Grandsire Breeding book number and section Individual identification number ^{ej} Name ^b
	11.2.2. Maternal Granddam Breeding book number and section Individual identification number ^{ej} Name ^b

Changes to legislation: There are currently no known outstanding effects for the Commission Implementing Regulation (EU) 2020/602. (See end of Document for details)

-
12. Additional information^{bgk}
- 12.1. Results of performance testing
- 12.2. Up-to-date results of the genetic evaluation carried out last on ...*(insert date in format dd.mm.yyyy or ISO 8601)*
- 12.3. Genetic defects and genetic peculiarities of donor female in relation to the breeding programme
- 12.4. Other relevant information on donor female
- 12.5. Other relevant information, including results of performance testing or genetic evaluation, on parents and grandparents, if not indicated in point 11
-

13. Validation^l

13.1. Done at: ... <i>(insert place of issue)</i>	13.2. on: ... <i>(insert date of issue)</i>
--	--

13.3. Name and capacity of the signatory: ...
(insert in capital letters name and capacity of the individual^m signing the certificate)

13.4. Signature: ...



Part B. Information on the donor male purebred breeding animal^d

1. Name of issuing breeding body *(provide contact details and, where available, a reference to the website)*

2. Name of breeding book	3. Name of breed of donor male
--------------------------	--------------------------------

4. Class within the main section of the breeding book where donor male is entered^b

5. Breeding book number of donor male

6. Identification of donor male ^e	7. Identity verification ^{bfg}
6.1. System	7.1. Method
6.2. Individual identification number	7.2. Result
6.3. Name ^b	

8. Date *(use format dd.mm.yyyy or ISO 8601)*^h and country of birth of donor male

9. Name, address and email address^b of breeder

Changes to legislation: There are currently no known outstanding effects for the Commission Implementing Regulation (EU) 2020/602. (See end of Document for details)

10. Name, address and email address ^b of owner	
11. The pedigree of donor male ^{ei}	
11.1. Sire Breeding book number and section Individual identification number ^{ej} Name ^b	11.1.1. Paternal Grandsire Breeding book number and section Individual identification number ^{ej} Name ^b
	11.1.2. Paternal Granddam Breeding book number and section Individual identification number ^{ej} Name ^b
11.2. Dam Breeding book number and section Individual identification number ^{ej} Name ^b	11.2.1. Maternal Grandsire Breeding book number and section Individual identification number ^{ej} Name ^b
	11.2.2. Maternal Granddam Breeding book number and section Individual identification number ^{ej} Name ^b
12. Additional information ^{bgk}	
12.1. Results of performance testing	
12.2. Up-to-date results of the genetic evaluation carried out last on ... <i>(insert date in format dd.mm.yyyy or ISO 8601)</i>	
12.3. Genetic defects and genetic peculiarities of donor male in relation to the breeding programme	
12.4. Other relevant information on donor male	
12.5. Other relevant information, including results of performance testing or genetic evaluation, on parents and grandparents, if not indicated in point 11	
13. Validation ^l	
13.1. Done at: ... <i>(insert place of issue)</i>	13.2. on: ... <i>(insert date of issue)</i>
13.3. Name and capacity of the signatory: ... <i>(insert in capital letters name and capacity of the individual^m signing the certificate)</i>	
13.4. Signature: ...	

Changes to legislation: There are currently no known outstanding effects for the Commission Implementing Regulation (EU) 2020/602. (See end of Document for details)



Part C. Information on embryosⁿ

1. Identification of donor female^{el}
 - 1.1. Individual identification number
 - 1.2. Reference to zootechnical certificate of donor female^b

2. Identification of donor male(s)^{el}
 - 2.1. Individual identification number(s)
 - 2.2. Reference(s) to zootechnical certificate(s) of
 - 2.2.1. donor male(s)^{ab}
 - 2.2.2. semen^{ab}

3. Identification of embryos

Colour of straws or other packages ^{bo}	Code on straws or other packages	Number of straws or other packages	Number of embryos ^{pa}	Place of collection or production	Date of collection or production (dd.mm.yyyy or ISO 8601)	Others ^{br}

4. Embryo collection or production team of dispatch
 - 4.1. Name
 - 4.2. Address
 - 4.3. Approval number

5. Destination (*insert name and address*)

Part D. Information on surrogate recipient of embryo(s)

6. Individual identification number^e of surrogate recipient^b
7. Validation

Changes to legislation: There are currently no known outstanding effects for the Commission Implementing Regulation (EU) 2020/602. (See end of Document for details)

7.1. Done at: ... <i>(insert place of issue)</i>	7.2. on: ... <i>(insert date of issue)</i>
---	---

7.3. Name and capacity of the signatory: ...
(insert in capital letters name and capacity of the individual signing that certificate)

7.4. Signature: ...

Footnotes:

- a** Delete where not applicable.
- b** Keep empty if not applicable.
- c** In case Part A or B of the zootechnical certificate is kept empty or removed from the zootechnical certificate and a copy of the zootechnical certificate issued for the donor female or male purebred breeding animal(s), or for the semen of those male purebred breeding animal(s), is attached, a reference (certificate number) to that zootechnical certificate of the donor female or male purebred breeding animal(s), or of the semen of those male purebred breeding animal(s), must be provided.
- d** Part A or B of the zootechnical certificate may be kept empty or removed from the zootechnical certificate following the instructions in footnote 14.
- e** In accordance with the legislation on the identification and registration of animals of the country of dispatch.
- f** Required in accordance with Article 22(1) of Regulation (EU) 2016/1012 for purebred breeding animals of the bovine, ovine, caprine and equine species used for the collection of semen for artificial insemination. This may be required for purebred breeding animals of the bovine, porcine, ovine, caprine and equine species used for the collection of oocytes and embryos in accordance with Article 22(2) of Regulation (EU) 2016/1012 by breed societies maintaining the breeding book where the offspring obtained from those embryos is to be entered.
- g** If necessary attach additional sheets of paper.
- h** For animals of the ovine and caprine species kept in extensive farming conditions, instead of the date of birth, the year of birth (yyyy) and date of identification (dd.mm.yyyy or ISO 8601) may be provided.
- i** Insert “main section” or “supplementary section” as appropriate. Information on additional generations may be provided.
- j** Add individual identification number if different from breeding book number.
- k** If the results of performance testing or genetic evaluation can be accessed on a website, a direct reference to that website may be provided instead.
- l** Only required if Part A or B of the zootechnical certificate is issued by the breeding body, including official service of the country of dispatch, which is listed in accordance with Article 34 of Regulation (EU) 2016/1012 and Parts C and D of the zootechnical certificate are issued by an embryo collection or production team acting on behalf of the breeding body in accordance with Article 33(1) of that Regulation.
- m** That individual shall be a representative of the breeding body, including official service of the country of dispatch, which is listed in accordance with Article 34 of Regulation (EU) 2016/1012, who is authorised to sign the zootechnical certificate.
- n** In case only Part C and, where applicable, Part D of the zootechnical certificate are issued by an embryo collection or production team acting on behalf of the breeding body in accordance with Article 33(1) of Regulation (EU) 2016/1012, and Part(s) A and/or B of the zootechnical certificate is/are kept empty or removed from the zootechnical certificate, points 1 and 2 of Part C must be completed and copies of zootechnical certificates attached as follows:
 - (a) for donor females, in accordance with the model laid down in Section A of Annex III to Regulation (EU) 2017/717;
 - (b) for the fertilising semen:
 - (i) as described in point (a), with the necessary adaptations for donor males, or
 - (ii) in accordance with the model laid down in Section B of Annex III to Regulation (EU) 2017/717.
- o** Optional.
- p** Where there is more than one embryo in a straw or another package, a clear indication of the number of embryos is required.
- q** A straw or another package may contain embryos collected, or produced from oocytes collected, from a single female purebred breeding animal fertilised with semen collected from more than one donor male purebred breeding animal, provided information on all contributing donor male purebred breeding animals is provided in point 2.2. of Part C.

Changes to legislation: There are currently no known outstanding effects for the Commission Implementing Regulation (EU) 2020/602. (See end of Document for details)

- r** Where applicable, information on sexed embryos or on the stage of development of the embryo may be provided.
- s** That individual shall be a representative of the breeding body, including official service of the country of dispatch, which is listed in accordance with Article 34 of Regulation (EU) 2016/1012, or of an embryo collection or production team acting on behalf of the breeding body in accordance with Article 33(1) of that Regulation, who is authorised to sign the zootechnical certificate.

Notes:

- The zootechnical certificate shall be issued in at least one of the official languages of the country of dispatch.
- The colour of the signature must be different from that of the printing.
- The zootechnical certificate may be issued in portrait or landscape orientation.
- The footnotes and notes of this zootechnical certificate may not be printed, provided a reference to a directly accessible multilingual source of information is included in the title.

ANNEX IV

Annex IV to Implementing Regulation (EU) 2017/717 is replaced by the following:

ANNEX IV

MODEL FORMS FOR ZOOTECHNICAL CERTIFICATES FOR ENTRY INTO THE UNION OF HYBRID BREEDING PIGS AND THEIR GERMINAL PRODUCTS

SECTION A

Zootechnical certificate for entry into the Union of hybrid breeding pigs

Zootechnical certificate, in accordance with Regulation (EU) 2016/1012, for entry into the Union of hybrid breeding pigs (<i>Sus scrofa</i>), including purebred breeding pigs of breeds and lines registered in breeding registers maintained by breeding bodies^a <i>All EU official languages of the zootechnical certificates, including footnotes and notes, are available in EUR-Lex</i>		<i>(a logo of the issuing breeding body may be included)</i>	
		<i>Certificate number^b</i>	
1.	Name of issuing breeding body <i>(provide contact details and, where available, a reference to the website)</i>		
2.	Name of breeding register	3.	Name of breed ^c /line ^c /cross ^c of hybrid breeding pig
4.	Sex of animal		
5.	Breeding register number of animal		
6.	Identification of animal ^d	7.	Identity verification ^{bef}

Changes to legislation: There are currently no known outstanding effects for the Commission Implementing Regulation (EU) 2020/602. (See end of Document for details)

6.1.	System	7.1.	Method
6.2.	Individual identification number	7.2.	Result
6.3.	Name ^b		
8.	Date (<i>use format dd.mm.yyyy or ISO 8601</i>) and country of birth of animal		
9.	Name, address and email address ^b of breeder		
10.	Name, address and email address ^b of owner		
11.	The pedigree of the hybrid breeding pig ^f		
11.1.	Sire Breeding register or breeding book number Individual identification number ^{dg} Breed ^c /line ^c /cross ^c Name ^b	11.1.1.	Paternal Grandsire Breeding register or breeding book number Individual identification number ^{dg} Breed ^c /line ^c /cross ^c Name ^b
		11.1.2.	Paternal Granddam Breeding register or breeding book number Individual identification number ^{dg} Breed ^c /line ^c /cross ^c Name ^b
11.2.	Dam Breeding register or breeding book number Individual identification number ^{dg} Breed ^c /line ^c /cross ^c Name ^b	11.2.1.	Maternal Grandsire Breeding register or breeding book number Individual identification number ^{dg} Breed ^c /line ^c /cross ^c Name ^b
		11.2.2.	Maternal Granddam Breeding register or breeding book number Individual identification number ^{dg} Breed ^c /line ^c /cross ^c Name ^b
12.	Additional information ^{bm}		
12.1.	Results of performance testing		
12.2.	Up-to-date results of the genetic evaluation carried out last on ...(<i>insert date in format dd.mm.yyyy or ISO 8601</i>)		
12.3.	Genetic defects and genetic peculiarities of animal in relation to the breeding programme		

Changes to legislation: There are currently no known outstanding effects for the Commission Implementing Regulation (EU) 2020/602. (See end of Document for details)

- 12.4. Other relevant information on hybrid breeding pig
- 12.5. Other relevant information, including results of performance testing or genetic evaluation, on parents and grandparents, if not indicated in point 11
-
13. Insemination^c/mating^{cbi}
- 13.1. Date (*insert date in format dd.mm.yyyy or ISO 8601, or indicate in the same date format mating period from to*)
- 13.2. Identification of the fertilising male(s)
- 13.2.1. Breeding register or breeding book number(s)
- 13.2.2. Individual identification number(s)^d
- 13.2.3. Name(s)^b
- 13.2.4. System(s) of identity verification and result(s)^e
-
14. Name of breed society^c/competent authority^c/breeding operation^c maintaining the breeding book^c/breeding register^c in which the purebred breeding pig is intended to be entered^c/registered^c (*provide contact details and, where available, a reference to the website*)^{bi}
-
15. Validation
- | | |
|--|--|
| 15.1. Done at: ...
<i>(insert place of issue)</i> | 15.2. on: ...
<i>(insert date of issue)</i> |
|--|--|
-
- 15.3. Name and capacity of the signatory: ...
(insert in capital letters name and capacity of the individual^k signing that certificate)
-
- 15.4. Signature: ...

Footnotes:

- a** A single zootechnical certificate may be issued for a group of hybrid breeding pigs provided that those hybrid breeding pigs have the same age and the same genetic dam and sire and that individual information is provided in points 4, 5, 6.2, 12 and, as appropriate, 13 of this zootechnical certificate.
- b** Keep empty if not applicable.
- c** Delete where not applicable.
- d** In accordance with the legislation on the identification and registration of animals of the country of dispatch.
- e** This may be required in accordance with Article 22(2) of Regulation (EU) 2016/1012 for hybrid breeding pigs used for the collection of semen for artificial insemination or for the collection of oocytes and embryos by breeding operations maintaining the breeding register where the animal is to be registered.
- f** If necessary attach additional sheets of paper.
- g** Add individual identification number if different from breeding book number.
- h** If the results of performance testing or genetic evaluation can be accessed on a website, a direct reference to that website may be provided instead.
- i** Required in the case of pregnant females. Information may be indicated in a separate document.
-

Changes to legislation: There are currently no known outstanding effects for the Commission Implementing Regulation (EU) 2020/602. (See end of Document for details)

- j** Applicable only for purebred breeding pigs of different breeds or lines registered in a breeding register for hybrid breeding pigs.
- k** That individual shall be a representative of the breeding body, including official service of the country of dispatch, which is listed in accordance with Article 34 of Regulation (EU) 2016/1012, who is authorised to sign the zootechnical certificate.

Notes:

- The zootechnical certificate shall be issued in at least one of the official languages of the country of dispatch.
- The colour of the signature must be different from that of the printing.
- The zootechnical certificate may be issued in portrait or landscape orientation.
- The footnotes and notes of this zootechnical certificate may not be printed, provided a reference to a directly accessible multilingual source of information is included in the title.

SECTION B

Zootechnical certificate for entry into the Union of semen of hybrid breeding pigs

Zootechnical certificate, in accordance with Regulation (EU) 2016/1012, for entry into the Union of semen of hybrid breeding pigs (<i>Sus scrofa</i>), including purebred breeding pigs of breeds and lines registered in breeding registers maintained by breeding bodies	<i>(a logo of the issuing breeding body or semen collection or storage centre may be included)</i>
<i>All EU official languages of the zootechnical certificates, including footnotes and notes, are available in EUR-Lex</i>	Certificate number ^a

Name of issuing breeding body/semen collection or storage centre (*provide contact details and, where available, a reference to the website*)/reference to zootechnical certificate of donor animal^b



Part A. Information on the donor male hybrid breeding pig^c

- | | |
|--|--|
| 1. Name of issuing breeding body (<i>provide contact details and, where available, a reference to the website</i>) | |
| 2. Name of breeding register | 3. Name of breed ^d /line ^d /cross ^d |
| 4. Breeding register number of donor male | |
| 5. Identification of donor male ^e | 6. Identity verification ^{afg} |
| 5.1. System | 6.1. Method |
| 5.2. Individual identification number | 6.2. Result |
| 5.3. Name ^a | |
| 7. Date (<i>use format dd.mm.yyyy or ISO 8601</i>) and country of birth of donor male | |
| 8. Name, address and email address ^a of breeder | |

Changes to legislation: There are currently no known outstanding effects for the Commission Implementing Regulation (EU) 2020/602. (See end of Document for details)

9. Name, address and email address ^a of owner	
10. The pedigree of donor male ^g	
10.1. Sire Breeding register or breeding book number Individual identification number ^{eh} Breed ^d /line ^d /cross ^d Name ^a	10.1.1. Paternal Grandsire Breeding register or breeding book number Individual identification number ^{eh} Breed ^d /line ^d /cross ^d Name ^a
	10.1.2. Paternal Granddam Breeding register or breeding book number Individual identification number ^{eh} Breed ^d /line ^d /cross ^d Name ^a
10.2. Dam Breeding register or breeding book number Individual identification number ^{eh} Breed ^d /line ^d /cross ^d Name ^a	10.2.1. Maternal Grandsire Breeding register or breeding book number Individual identification number ^{eh} Breed ^d /line ^d /cross ^d Name ^a
	10.2.2. Maternal Granddam Breeding register or breeding book number Individual identification number ^{eh} Breed ^d /line ^d /cross ^d Name ^a
11. Additional information ^{agi}	
11.1. Results of performance testing	
11.2. Up-to-date results of the genetic evaluation carried out last on ... <i>(insert date in format dd.mm.yyyy or ISO 8601)</i>	
11.3. Genetic defects and genetic peculiarities of donor male in relation to the breeding programme	
11.4. Other relevant information on donor male	
11.5. Other relevant information, including results of performance testing or genetic evaluation, on parents and grandparents, if not indicated in point 10	
12. Validation ⁱ	
12.1. Done at: ... <i>(insert place of issue)</i>	12.2. on: ... <i>(insert date of issue)</i>
12.3. Name and capacity of the signatory: ...	

Changes to legislation: There are currently no known outstanding effects for the Commission Implementing Regulation (EU) 2020/602. (See end of Document for details)

(insert in capital letters name and capacity of the individual^k signing the certificate)

12.4. Signature: ...



Part B. Information on semen^l

1. Identification of donor male(s)^{ei}

1.1. Individual identification number(s)

1.2. Reference(s) to zootechnical certificate(s) of donor male(s)^a

2. Identification of semen

Colour of straws or other packages ^{am}	Code on straws or other packages	Number of straws or other packages ⁿ	Place of collection	Date of collection (dd.mm.yyyy or ISO 8601)	Others ^{ao}

3. Semen collection or storage centre of dispatch

3.1. Name

3.2. Address

3.3. Approval number

4. Destination (insert name and address)

5. Name and address of the breeding operation^b, or the third party^b designated by that breeding operation, responsible for carrying out testing^{ap}

6. Validation

6.1. Done at: ...

(insert place of issue)

6.2. on: ...

(insert date of issue)

6.3. Name and capacity of the signatory: ...

(insert in capital letters name and capacity of the individual^a signing that certificate)

6.4. Signature: ...

Footnotes:

Changes to legislation: There are currently no known outstanding effects for the Commission Implementing Regulation (EU) 2020/602. (See end of Document for details)

- a** Keep empty if not applicable.
- b** In case Part A of the zootechnical certificate is kept empty or removed from the zootechnical certificate and a copy of the zootechnical certificate issued for the donor male hybrid breeding pig(s) is attached, a reference (certificate number) to that zootechnical certificate of the donor male hybrid breeding pig(s) must be provided.
- c** Part A of the zootechnical certificate may be kept empty or removed from the zootechnical certificate following the instructions in footnote 12.
- d** Delete where not applicable.
- e** In accordance with the legislation on the identification and registration of animals of the country of dispatch.
- f** This may be required in accordance with Article 22(2) of Regulation (EU) 2016/1012 for hybrid breeding pigs used for the collection of semen for artificial insemination by breeding operations maintaining the breeding register where the offspring of the donor animal is to be registered.
- g** If necessary attach additional sheets of paper.
- h** Add individual identification number if different from breeding book number.
- i** If the results of performance testing or genetic evaluation can be accessed on a website, a direct reference to that website may be provided instead.
- j** Only required if Part A of the zootechnical certificate is issued by the breeding body, including official service of the country of dispatch, which is listed in accordance with Article 34 of Regulation (EU) 2016/1012 and Part B of the zootechnical certificate is issued by a semen collection or storage centre acting on behalf of the breeding body in accordance with Article 33(1) of that Regulation.
- k** That individual shall be a representative of the breeding body, including official service of the country of dispatch, which is listed in accordance with Article 34 of Regulation (EU) 2016/1012, who is authorised to sign the zootechnical certificate.
- l** In case only Part B of the zootechnical certificate is issued by a semen collection or storage centre acting on behalf of the breeding body in accordance with Article 33(1) of Regulation (EU) 2016/1012 and Part A of the zootechnical certificate is kept empty or removed from the zootechnical certificate, point 1 of Part B must be completed and copies of the zootechnical certificates for the donor males, issued in accordance with the model laid down in Section A of Annex IV to Regulation (EU) 2017/717, must be attached.
- m** Optional.
- n** A straw or another package may contain semen collected from more than one hybrid breeding pig, provided information on all contributing donor male hybrid breeding pigs is provided in point 1.2. of Part B.
- o** Where applicable, information on sexed semen may be provided.
- p** For semen intended for performance testing or genetic evaluation of hybrid breeding pigs which have not undergone such testing or evaluation, in accordance with the quantity limits referred to in Article 24(1)(d) of Regulation (EU) 2016/1012.
- q** That individual shall be a representative of the breeding body, including official service of the country of dispatch, which is listed in accordance with Article 34 of Regulation (EU) 2016/1012, or of a semen collection or storage centre acting on behalf of the breeding body in accordance with Article 33(1) of that Regulation, who is authorised to sign the zootechnical certificate.

Notes:

- The zootechnical certificate shall be issued in at least one of the official languages of the country of dispatch.
- The colour of the signature must be different from that of the printing.
- The zootechnical certificate may be issued in portrait or landscape orientation.
- The footnotes and notes of this zootechnical certificate may not be printed, provided a reference to a directly accessible multilingual source of information is included in the title.

SECTION C

Zootechnical certificate for entry into the Union of oocytes of hybrid breeding pigs

Zootechnical certificate, in accordance with Regulation (EU) 2016/1012, for entry into the Union of oocytes of hybrid

(a logo of the issuing breeding body or embryo)

Changes to legislation: There are currently no known outstanding effects for the Commission Implementing Regulation (EU) 2020/602. (See end of Document for details)

breeding pigs (<i>Sus scrofa</i>), including purebred breeding pigs of breeds and lines registered in breeding registers maintained by breeding bodies <i>All EU official languages of the zootechnical certificates, including footnotes and notes, are available in EUR-Lex</i>	<i>production team may be included)</i>
	<i>Certificate number^a</i>


Name of issuing breeding body/embryo production team (*provide contact details and, where available, a reference to the website*)/reference to zootechnical certificate of donor animal^b



Part A. Information on the female donor hybrid breeding pig^c

1. Name of issuing breeding body (<i>provide contact details and, where available, a reference to the website</i>)	
2. Name of breeding register	3. Name of breed ^d /line ^d /cross ^d
4. Breeding register number of donor female	
5. Identification of donor female ^e	6. Identity verification ^{afg}
5.1. System	6.1. Method
5.2. Individual identification number	6.2. Result
5.3. Name ^a	
7. Date (<i>use format dd.mm.yyyy or ISO 8601</i>) and country of birth of donor female	
8. Name, address and email address ^a of breeder	
9. Name, address and email address ^a of owner	
10. The pedigree of donor female ^g	
10.1. Sire Breeding register or breeding book number Individual identification number ^{eh} Breed ^d /line ^d /cross ^d Name ^a	10.1.1. Paternal Grandsire Breeding register or breeding book number Individual identification number ^{eh} Breed ^d /line ^d /cross ^d Name ^a
	10.1.2. Paternal Granddam Breeding register or breeding book number Individual identification number ^{eh} Breed ^d /line ^d /cross ^d Name ^a

Changes to legislation: There are currently no known outstanding effects for the Commission Implementing Regulation (EU) 2020/602. (See end of Document for details)

<p>10.2. Dam Breeding register or breeding book number Individual identification number^{eh} Breed^d/line^d/cross^d Name^a</p>	<p>10.2.1. Maternal Grandsire Breeding register or breeding book number Individual identification number^{eh} Breed^d/line^d/cross^d Name^a</p>
	<p>10.2.2. Maternal Granddam Breeding register or breeding book number Individual identification number^{eh} Breed^d/line^d/cross^d Name^a</p>
<p>11. Additional information^{agi}</p> <p>11.1. Results of performance testing</p> <p>11.2. Up-to-date results of the genetic evaluation carried out last on (<i>insert date in format dd.mm.yyyy or ISO 8601</i>)</p> <p>11.3. Genetic defects and genetic peculiarities of donor female in relation to the breeding programme</p> <p>11.4. Other relevant information on donor female</p> <p>11.5. Other relevant information, including results of performance testing or genetic evaluation, on parents and grandparents, if not indicated in point 10</p>	
<p>12. Validation^j</p> <p>12.1. Done at: ... <i>(insert place of issue)</i></p> <p>12.2. on: ... <i>(insert date of issue)</i></p>	
<p>12.3. Name and capacity of the signatory: ... <i>(insert in capital letters name and capacity of the individual^k signing the certificate)</i></p>	
<p>12.4. Signature: ...</p> 	
<p><i>Part B. Information on oocytes^l</i></p>	
<p>1. Identification of donor female^{ei}</p> <p>1.1. Individual identification number</p> <p>1.2. Reference to zootechnical certificate of donor female^a</p>	
<p>2. Identification of oocytes</p>	

Changes to legislation: There are currently no known outstanding effects for the Commission Implementing Regulation (EU) 2020/602. (See end of Document for details)

Colour of straws or other packages ^{am}	Code on straws or other packages	Number of straws or other packages	Number of oocytes ⁿ	Place of collection	Date of collection (dd.mm.yyyy or ISO 8601)	Others ^a

3. Embryo production team of dispatch

3.1. Name

3.2. Address

3.3. Approval number

4. Destination (*insert name and address*)

5. Validation

5.1. Done at: ...

(*insert place of issue*)

5.2. on: ...

(*insert date of issue*)

5.3. Name and capacity of the signatory: ...

(*insert in capital letters name and capacity of the individual^o signing that certificate*)

5.4. Signature: ...

Footnotes:

a Keep empty if not applicable.

b In case Part A of the zootechnical certificate is kept empty or removed from the zootechnical certificate and a copy of the zootechnical certificate issued for the donor female hybrid breeding pig is attached, a reference (certificate number) to that zootechnical certificate of the donor female hybrid breeding pig must be provided.

c Part A of the zootechnical certificate may be kept empty or removed from the zootechnical certificate following the instructions in footnote 12.

d Delete where not applicable.

e In accordance with the legislation on the identification and registration of animals of the country of dispatch.

f This may be required in accordance with Article 22(2) of Regulation (EU) 2016/1012 for hybrid breeding pigs used for the collection of oocytes by breeding operations maintaining the breeding register where the offspring of the donor animal is to be registered.

g If necessary attach additional sheets of paper.

h Add individual identification number if different from breeding book number.

i If the results of performance testing or genetic evaluation can be accessed on a website, a direct reference to that website may be provided instead.

j Only required if Part A of the zootechnical certificate is issued by the breeding body, including official service of the country of dispatch, which is listed in accordance with Article 34 of Regulation (EU) 2016/1012 and Part B of the

Changes to legislation: There are currently no known outstanding effects for the Commission Implementing Regulation (EU) 2020/602. (See end of Document for details)

zootechnical certificate is issued by an embryo production team acting on behalf of the breeding body in accordance with Article 33(1) of that Regulation.

- k** That individual shall be a representative of the breeding body, including official service of the country of dispatch, which is listed in accordance with Article 34 of Regulation (EU) 2016/1012, who is authorised to sign the zootechnical certificate.
- l** In case only Part B of the zootechnical certificate is issued by an embryo production team acting on behalf of the breeding body in accordance with Article 33(1) of Regulation (EU) 2016/1012 and Part A of the zootechnical certificate is kept empty or removed from the zootechnical certificate, point 1 of Part B must be completed and copies of the zootechnical certificates for the donor female, issued in accordance with the model laid down in Section A of Annex IV to Regulation (EU) 2017/717, must be attached.
- m** Optional.
- n** Where there is more than one oocyte in a straw or another package, a clear indication of the number of oocytes is required. A straw or another package shall contain only oocytes collected from one hybrid breeding pig.
- o** That individual shall be a representative of the breeding body, including official service of the country of dispatch, which is listed in accordance with Article 34 of Regulation (EU) 2016/1012, or of an embryo production team acting on behalf of the breeding body in accordance with Article 33(1) of that Regulation, who is authorised to sign the zootechnical certificate.

Notes:

- The zootechnical certificate shall be issued in at least one of the official languages of the country of dispatch.
- The colour of the signature must be different from that of the printing.
- The zootechnical certificate may be issued in portrait or landscape orientation.
- The footnotes and notes of this zootechnical certificate may not be printed, provided a reference to a directly accessible multilingual source of information is included in the title.

SECTION D

Zootechnical certificate for entry into the Union of embryos of hybrid breeding pigs

<p>Zootechnical certificate, in accordance with Regulation (EU) 2016/1012, for entry into the Union of embryos of hybrid breeding pigs (<i>Sus scrofa</i>), including purebred breeding pigs of breeds and lines registered in breeding registers maintained by breeding bodies</p> <p><i>All EU official languages of the zootechnical certificates, including footnotes and notes, are available in EUR-Lex</i></p>	<p><i>(a logo of the issuing breeding body or embryo collection or production team may be included)</i></p> <p>Certificate number^a</p>
--	---

Name of issuing breeding body/embryo collection or production team (*provide contact details and, where available, a reference to the website*)/reference to zootechnical certificate(s) of donor animal(s)^b



Part A. Information on the female donor hybrid breeding pig^c

- | | |
|--|--|
| 1. Name of issuing breeding body (<i>provide contact details and, where available, a reference to the website</i>) | |
| 2. Name of breeding register | 3. Name of breed ^d /line ^d /cross ^d |
| 4. Breeding register number of donor female | |

Changes to legislation: There are currently no known outstanding effects for the Commission Implementing Regulation (EU) 2020/602. (See end of Document for details)

5.	Identification of donor female ^e	6.	Identity verification ^{afg}
5.1.	System	6.1.	Method
5.2.	Individual identification number	6.2.	Result
5.3.	Name ^a		
7.	Date (use format <i>dd.mm.yyyy</i> or <i>ISO 8601</i>) and country of birth of donor female		
8.	Name, address and email address ^a of breeder		
9.	Name, address and email address ^a of owner		
10.	The pedigree of donor female ^g		
10.1.	Sire Breeding register or breeding book number Individual identification number ^{eh} Breed ^d /line ^d /cross ^d Name ^a	10.1.1.	Paternal Grandsire Breeding register or breeding book number Individual identification number ^{eh} Breed ^d /line ^d /cross ^d Name ^a
		10.1.2.	Paternal Granddam Breeding register or breeding book number Breed ^d /line ^d /cross ^d Name ^a
10.2.	Dam Breeding register or breeding book number Individual identification number ^{eh} Breed ^d /line ^d /cross ^d Name ^a	10.2.1.	Maternal Grandsire Breeding register or breeding book number Individual identification number ^{eh} Breed ^d /line ^d /cross ^d Name ^a
		10.2.2.	Maternal Granddam Breeding register or breeding book number Individual identification number ^{eh} Breed ^d /line ^d /cross ^d Name ^a
11.	Additional information ^{agi}		
11.1.	Results of performance testing		
11.2.	Up-to-date results of the genetic evaluation carried out last on ...(<i>insert date in format dd.mm.yyyy or ISO 8601</i>)		
11.3.	Genetic defects and genetic peculiarities of donor female in relation to the breeding programme		

Changes to legislation: There are currently no known outstanding effects for the Commission Implementing Regulation (EU) 2020/602. (See end of Document for details)

- 11.4. Other relevant information on donor female
- 11.5. Other relevant information, including results of performance testing or genetic evaluation, on parents and grandparents, if not indicated in point 10

12. Validation^j

12.1. Done at: ...

(insert place of issue)

12.2. on: ...

(insert date of issue)

12.3. Name and capacity of the signatory: ...

(insert in capital letters name and capacity of the individual^k signing the certificate)

12.4. Signature: ...

✂

Part B. Information on the donor male hybrid breeding pig^e

1. Name of issuing breeding body *(provide contact details and, where available, a reference to the website)*

2. Name of breeding register

3. Name of breed^d/line^d/cross^d

4. Breeding register number of donor male

5. Identification of donor male^e

6. Identity verification^{afg}

5.1. System

6.1. Method

5.2. Individual identification number

6.2. Result

5.3. Name^a

7. Date *(use format dd.mm.yyyy or ISO 8601)* and country of birth of donor male

8. Name, address and email address^a of breeder

9. Name, address and email address^a of owner

10. The pedigree of donor male^g


10.1. Sire
Breeding register or breeding book number
Individual identification number^{eh}
Breed^d/line^d/cross^d

10.1.1. Paternal Grandsire
Breeding register or breeding book number
Individual identification number^{eh}
Breed^d/line^d/cross^d
Name^a

Changes to legislation: There are currently no known outstanding effects for the Commission Implementing Regulation (EU) 2020/602. (See end of Document for details)

Name ^a	10.1.2. Paternal Granddam Breeding register or breeding book number Individual identification number ^{eh} Breed ^d /line ^d /cross ^d Name ^a
10.2. Dam Breeding register or breeding book number Individual identification number ^{eh} Breed ^d /line ^d /cross ^d Name ^a	10.2.1. Maternal Grandsire Breeding register or breeding book number Individual identification number ^{eh} Breed ^d /line ^d /cross ^d Name ^a
	10.2.2. Maternal Granddam Breeding register or breeding book number Individual identification number ^{eh} Breed ^d /line ^d /cross ^d Name ^a

- 11. Additional information^{agi}
- 11.1. Results of performance testing
- 11.2. Up-to-date results of the genetic evaluation carried out last on ...*(insert date in format dd.mm.yyyy or ISO 8601)*
- 11.3. Genetic defects and genetic peculiarities of donor male in relation to the breeding programme
- 11.4. Other relevant information on donor male
- 11.5. Other relevant information, including results of performance testing or genetic evaluation, on parents and grandparents, if not indicated in point 10

12. Validation ^j	
12.1. Done at: ... <i>(insert place of issue)</i>	12.2. on: ... <i>(insert date of issue)</i>
12.3. Name and capacity of the signatory: ... <i>(insert in capital letters name and capacity of the individual^k signing the certificate)</i>	
12.4. Signature: ... 	

Part C. Information on embryos^l

- 1. Identification of donor female^{ej}
- 1.1. Individual identification number

Changes to legislation: There are currently no known outstanding effects for the Commission Implementing Regulation (EU) 2020/602. (See end of Document for details)

1.2. Reference to zootechnical certificate of donor female^a

2. Identification of donor male(s)^{ej}

2.1. Individual identification number(s)

2.2. Reference(s) to zootechnical certificate(s) of

2.2.1. donor male(s)^{ad}

2.2.2. semen^{ad}

3. Identification of embryos

Colour of straws or other packages ^{am}	Code on straws or other packages	Number of straws or other packages	Number of embryos ^{no}	Place of collection or production	Date of collection or production (dd.mm.yyyy or ISO 8601)	Others ^{ap}

4. Embryo collection or production team of dispatch

4.1. Name

4.2. Address

4.3. Approval number

5. Destination (*insert name and address*)

Part D. Information on surrogate recipient of embryo(s)

6. Individual identification number^e of surrogate recipient^a

7. Validation

7.1. Done at: ...

(*insert place of issue*)

7.2. on: ...

(*insert date of issue*)

7.3. Name and capacity of the signatory: ...

(*insert in capital letters name and capacity of the individual^a signing that certificate*)

7.4. Signature: ...

Changes to legislation: There are currently no known outstanding effects for the Commission Implementing Regulation (EU) 2020/602. (See end of Document for details)

Footnotes:

-
- a** Keep empty if not applicable.
-
- b** In case Part A or B of the zootechnical certificate is kept empty or removed from the zootechnical certificate and a copy of the zootechnical certificate issued for the donor female or male hybrid breeding pig(s), or for the semen of those male hybrid breeding pig(s) is attached, a reference (certificate number) to that zootechnical certificate of the donor female or male hybrid breeding pig(s), or of the semen of those male hybrid breeding pig(s) must be provided.
-
- c** Part A or B of the zootechnical certificate may be kept empty or removed from the zootechnical certificate following the instructions in footnote 12.
-
- d** Delete where not applicable.
-
- e** In accordance with the legislation on the identification and registration of animals of the country of dispatch.
-
- f** This may be required in accordance with Article 22(2) of Regulation (EU) 2016/1012 for hybrid breeding pigs used for the collection of embryos by breeding operations maintaining the breeding register where the offspring obtained from those embryos is to be registered.
-
- g** If necessary attach additional sheets of paper.
-
- h** Add individual identification number if different from breeding book number.
-
- i** If the results of performance testing or genetic evaluation can be accessed on a website, a direct reference to that website may be provided instead.
-
- j** Only required if Part A or B of the zootechnical certificate is issued by the breeding body, including official service of the country of dispatch, which is listed in accordance with Article 34 of Regulation (EU) 2016/1012 and Parts C and D of the zootechnical certificate are issued by an embryo collection or production team acting on behalf of the breeding body in accordance with Article 33(1) of that Regulation.
-
- k** That individual shall be a representative of the breeding body, including official service of the country of dispatch, which is listed in accordance with Article 34 of Regulation (EU) 2016/1012, who is authorised to sign the zootechnical certificate.
-
- l** In case only Part C and, where applicable, Part D of the zootechnical certificate are issued by an embryo collection or production team acting on behalf of the breeding body in accordance with Article 33(1) of Regulation (EU) 2016/1012, and Part(s) A and/or B of the zootechnical certificate is/are kept empty or removed from the zootechnical certificate, points 1 and 2 of Part C must be completed and copies of zootechnical certificates attached as follows:
- (a) for donor females, in accordance with the model laid down in Section A of Annex IV to Regulation (EU) 2017/717;
 - (b) for the fertilising semen:
 - (i) as described in point (a), with the necessary adaptations for donor males, or
 - (ii) in accordance with the model laid down in Section B of Annex IV to Regulation (EU) 2017/717.
-
- m** Optional.
-
- n** Where there is more than one embryo in a straw or another package, a clear indication of the number of embryos is required.
-
- o** A straw or another package may contain embryos collected, or produced from oocytes collected, from a single female hybrid breeding pig fertilised with semen collected from more than one donor male hybrid breeding pig, provided information on all contributing donor male hybrid breeding pigs is provided in point 2.2. of Part C.
-
- p** Where applicable, information on sexed embryos or on the stage of development of the embryo may be provided.
-
- q** That individual shall be a representative of the breeding body, including official service of the country of dispatch, which is listed in accordance with Article 34 of Regulation (EU) 2016/1012, or of an embryo collection or production team acting on behalf of the breeding body in accordance with Article 33(1) of that Regulation, who is authorised to sign the zootechnical certificate.
-

Notes:

-
- The zootechnical certificate shall be issued in at least one of the official languages of the country of dispatch.

 - The colour of the signature must be different from that of the printing.

 - The zootechnical certificate may be issued in portrait or landscape orientation.

 - The footnotes and notes of this zootechnical certificate may not be printed, provided a reference to a directly accessible multilingual source of information is included in the title.
-

Changes to legislation: There are currently no known outstanding effects for the Commission Implementing Regulation (EU) 2020/602. (See end of Document for details)

- (1) [OJ L 171, 29.6.2016, p. 66.](#)
- (2) Commission Implementing Regulation (EU) 2017/717 of 10 April 2017 laying down rules for the application of Regulation (EU) 2016/1012 of the European Parliament and of the Council with regard to the model forms of zootechnical certificates for breeding animals and their germinal products ([OJ L 109, 26.4.2017, p. 9.](#))
- (3) Commission Decision 84/247/EEC of 27 April 1984 laying down the criteria for the recognition of breeders' organizations and associations which maintain or establish herd-books for pure-bred breeding animals of the bovine species ([OJ L 125, 12.5.1984, p. 58.](#))
- (4) Commission Decision 84/419/EEC of 19 July 1984 laying down the criteria for entering cattle in herd-books ([OJ L 237, 5.9.1984, p. 11.](#))
- (5) Commission Decision 89/501/EEC of 18 July 1989 laying down the criteria for approval and supervision of breeders' associations and breeding organizations which establish or maintain herd-books for pure-bred breeding pigs ([OJ L 247, 23.8.1989, p. 19.](#))
- (6) Commission Decision 89/502/EEC of 18 July 1989 laying down the criteria governing entry in herd-books for pure-bred breeding pigs ([OJ L 247, 23.8.1989, p. 21.](#))
- (7) Commission Decision 89/503/EEC of 18 July 1989 laying down the certificate of pure-bred breeding pigs, their semen, ova and embryos ([OJ L 247, 23.8.1989, p. 22.](#))
- (8) Commission Decision 89/504/EEC of 18 July 1989 laying down the criteria for approval and supervision of breeders' associations, breeding organizations and private undertakings which establish or maintain registers for hybrid breeding pigs ([OJ L 247, 23.8.1989, p. 31.](#))
- (9) Commission Decision 89/505/EEC of 18 July 1989 laying down the criteria governing entry in registers for hybrid breeding pigs ([OJ L 247, 23.8.1989, p. 33.](#))
- (10) Commission Decision 89/506/EEC of 18 July 1989 laying down the certificate of hybrid breeding pigs, their semen, ova and embryos ([OJ L 247, 23.8.1989, p. 34.](#))
- (11) Commission Decision 89/507/EEC of 18 July 1989 laying down methods for monitoring performance and assessing the genetic value of pure-bred and hybrid breeding pigs ([OJ L 247, 23.8.1989, p. 43.](#))
- (12) Commission Decision 90/254/EEC of 10 May 1990 laying down the criteria for approval of breeders' organizations and associations which establish or maintain flock-books for pure-bred breeding sheep and goats ([OJ L 145, 8.6.1990, p. 30.](#))
- (13) Commission Decision 90/255/EEC of 10 May 1990 laying down the criteria governing entry in flock-books for pure-bred breeding sheep and goats ([OJ L 145, 8.6.1990, p. 32.](#))
- (14) Commission Decision 90/256/EEC of 10 May 1990 laying down methods for monitoring performance and assessing the genetic value of pure-bred breeding sheep and goats ([OJ L 145, 8.6.1990, p. 35.](#))
- (15) Commission Decision 90/257/EEC of 10 May 1990 laying down the criteria for the acceptance for breeding purposes of pure-bred breeding sheep and goats and the use of their semen, ova or embryos ([OJ L 145, 8.6.1990, p. 38.](#))
- (16) Commission Decision 90/258/EEC of 10 May 1990 laying down the zootechnical certificates for pure-bred breeding sheep and goats, their semen, ova and embryo ([OJ L 145, 8.6.1990, p. 39.](#))
- (17) Commission Decision 92/353/EEC of 11 June 1992 laying down the criteria for the approval or recognition of organizations and associations which maintain or establish stud-books for registered equidae ([OJ L 192, 11.7.1992, p. 63.](#))
- (18) Commission Decision 92/354/EEC of 11 June 1992 laying down certain rules to ensure coordination between organizations and associations which maintain or establish stud-books for registered equidae ([OJ L 192, 11.7.1992, p. 66.](#))
- (19) Commission Decision 96/78/EC of 10 January 1996 laying down the criteria for entry and registration of equidae in stud-books for breeding purposes ([OJ L 19, 25.1.1996, p. 39.](#))
- (20) Commission Decision 96/79/EC of 12 January 1996 laying down the zootechnical certificates of semen, ova and embryos from registered equidae ([OJ L 19, 25.1.1996, p. 41.](#))

Changes to legislation: There are currently no known outstanding effects for the Commission Implementing Regulation (EU) 2020/602. (See end of Document for details)

- (21) Commission Decision 96/509/EC of 18 July 1996 laying down pedigree and zootechnical requirements for the importation of semen of certain animals (OJ L 210, 20.8.1996, p. 47).
- (22) Commission Decision 96/510/EC of 18 July 1996 laying down the pedigree and zootechnical certificates for the importation of breeding animals, their semen, ova and embryos (OJ L 210, 20.8.1996, p. 53).
- (23) Commission Decision 2005/379/EC of 17 May 2005 on pedigree certificates and particulars for pure-bred breeding animals of the bovine species, their semen, ova and embryos (OJ L 125, 18.5.2005, p. 15).
- (24) Commission Decision 2006/427/EC of 20 June 2006 laying down performance monitoring methods and methods for assessing cattle's genetic value for pure-bred breeding animals of the bovine species (OJ L 169, 22.6.2006, p. 56).
- (25) Council Directive 88/661/EEC of 19 December 1988 on the zootechnical standards applicable to breeding animals of the porcine species (OJ L 382, 31.12.1988, p. 36).
- (26) Council Directive 89/361/EEC of 30 May 1989 concerning pure-bred breeding sheep and goats (OJ L 153, 6.6.1989, p. 30).
- (27) Council Directive 90/427/EEC of 26 June 1990 on the zootechnical and genealogical conditions governing intra-Community trade in equidae (OJ L 224, 18.8.1990, p. 55).
- (28) Council Directive 94/28/EC of 23 June 1994 laying down the principles relating to the zootechnical and genealogical conditions applicable to imports from third countries of animals, their semen, ova and embryos, and amending Directive 77/504/EEC on pure-bred breeding animals of the bovine species (OJ L 178, 12.7.1994, p. 66).
- (29) Council Directive 2009/157/EC of 30 November 2009 on pure-bred breeding animals of the bovine species (OJ L 323, 10.12.2009, p. 1).

Changes to legislation:

There are currently no known outstanding effects for the Commission Implementing Regulation (EU) 2020/602.