

Commission Regulation (EC) No 1974/2006 of 15 December 2006
laying down detailed rules for the application of Council Regulation
(EC) No 1698/2005 on support for rural development by the European
Agricultural Fund for Rural Development (EAFRD) (repealed)

ANNEX VI

INFORMATION AND PUBLICITY ON ASSISTANCE
FROM THE EAFRD (REFERRED TO IN ARTICLE 58(3))

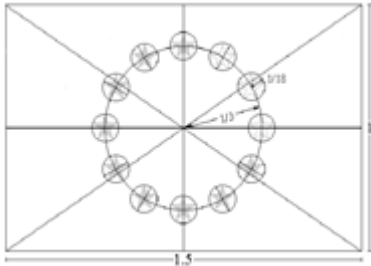
4. Instructions for creating the emblem and a definition of the standard colours

4.1. European flag
Symbolic description

Against a background of blue sky, 12 golden stars form a circle representing the union of the peoples of Europe. The number of stars is fixed, 12 being the symbol of perfection and unity.



In projects financed by the EAFRD, the name of this Fund shall appear under the European flag.
Heraldic description

On an azure field a circle of 12 golden mullets, their points not touching.
Geometric description






The emblem has the form of a blue rectangular flag of which the fly is one and a half times the length of the hoist. 12 gold stars situated at equal intervals form an invisible circle whose centre is the point of intersection of the diagonals of the rectangle. The radius of the circle is equal to one third of the height of the hoist. Each of the stars has five points which are situated on the circumference of an invisible circle whose radius is equal to one eighteenth of the height of the hoist. All the stars are upright, therefore with one point vertical and two points in a straight line at right angles to the mast. The circle is arranged so that the stars appear in the position of the hours on the face of a clock. Their number is invariable.

Regulation colours

	The emblem is in the following colours: PANTONE REFLEX BLUE for the surface of the rectangle; PANTONE YELLOW for the stars. The international PANTONE range is very widely available and easily accessible even for non-professionals.
	Four-colour process: If the four-colour process is used, the two standard colours cannot be used. They must therefore be recreated using the four colours of the four-colour process. PANTONE YELLOW is obtained by using 100 % 'Process Yellow'. Mixing 100 % 'Process Cyan' and 80 % 'Process Magenta' gives a colour that is very similar to PANTONE REFLEX BLUE .

Internet:
In the web-palette **PANTONE REFLEX BLUE** corresponds to colour RGB:0/0/153 (hexadecimal: 000099) and **PANTONE YELLOW** to colour RGB:255/204/0 (hexadecimal: FFCC00).

Monochrome reproduction process:	
If only black is available, outline the rectangle in black and print the stars in black and white.	
Where blue is the only colour available (it must be Reflex Blue, of course), use 100 % with the stars reproduced in negative white and the field 100 % blue.	
Reproduction on a coloured background:	
The emblem should preferably be reproduced on a white background. Avoid a background of varied colours, and in any case one that does not go with blue. If there is no alternative to a coloured background, put a white border around the rectangle, the width of the border being 1/25th of the height of the rectangle.	

4.2. Leader logo

