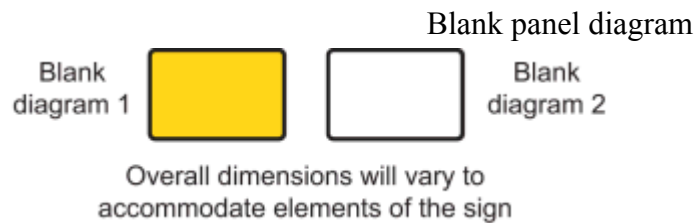


SCHEDULE 4

Regulation 3, Direction 3

Upright signs that control waiting, loading and parking along a road

PART 1



PART 2

On-street parking control signs

Yellow panel signs

1.—(1) A restriction or prohibition of a description in column 2 of the sign table in Part 3 must be conveyed by a sign which complies with paragraphs 2 to 7.

2. The sign must have a yellow background and black border as shown in blank diagram 1 in Part 1.

3.—(1) The sign must include a symbol of the size, colour and type shown in column 3 of the Part 3 sign table for the description in question.

(2) In the case of item 3, the sign must have the circular symbol shown in column 3 together with—

- (a) the lorry symbol shown;
- (b) the bus symbol shown; or
- (c) both,

and each symbol included must be of the size, colour and type provided for in column 3 of item 3.

(3) The numeral forming part of the lorry symbol shown in the diagram may be varied to another numeral.

4. A sign provided for in the Part 3 sign table must include the legend or legends provided for in column 4 for the description in question.

5. A legend may be varied in accordance with an entry in column 5 (if any).

6. The legend must be of a height provided for in column 6 (by reference to x-height).

7. A sign must include an arrow pointing to the left or to the right where indicating the beginning of, or a change in, a restriction or prohibition.

White panel signs

8. A restriction, prohibition or information of a description in column 2 of the sign table in Part 4 must be conveyed by a sign which complies with paragraphs 9 to 18.

Status: This is the original version (as it was originally made). This item of legislation is currently only available in its original format.

9. The sign must have a white background and black border as shown in blank diagram 2 in Part 1.
- 10.—(1) The sign must have a symbol of the size, colour and type shown in column 3 of the sign table in Part 4 for the description in question.
- (2) Sub-paragraph (1) does not apply in relation to the description at item 1 of that table.
- (3) The symbol provided for at item 5 may be reversed.
- (4) For the purpose of conveying the description at item 6 or 7, the symbol shown at item 3 or 4 may be used instead of the symbol shown at item 6 or 7.
- (5) Sub-paragraph (4) does not apply where the sign, in accordance with paragraph 15, includes the motor cycle or bus symbol shown at item 1 and 3 respectively of the Part 5 sign table.
11. A sign provided for at item 1, 5, 6, 7, or 8 of the Part 4 sign table must have the legend provided for in column 4 of the item.
12. A legend provided for at item 5, 6 or 7 of the Part 4 sign table may be varied in accordance with column 5 of the item.
13. A sign provided for at item 2, 3 or 4 of the Part 4 sign table may include a legend provided for in column 5 of the item.
14. A legend provided for in the Part 4 sign table must have an x-height provided for in column 6.
15. Where an item in the Part 4 sign table (“the Part 4 item”) shows numbers in column 7, those numbers—
- (a) refer to items in the Part 5 sign table (“the Part 5 items”); and
- (b) signify that a sign which includes the symbol shown in column 3 of the Part 4 item may also include a symbol shown in column 3 of one of the Part 5 items to convey the description in column 2 of that Part 5 item.
- 16.—(1) A symbol included in accordance with paragraph 15 must be of the size, colour and type provided for in relation to that symbol at the appropriate column 2 entry in the Part 5 sign table.
- (2) If the symbol shown in column 3 of item 4, 5, 6, 7 or 8 of the Part 5 table is included in a sign, a legend in column 4 at that item must also be included.
- (3) The symbol shown at item 1, 2 or 6 of the Part 5 table may be reversed.
- (4) In the case of item 8 of the Part 5 table, the symbol may be varied to correspond with the design on the applicable approved voucher (provided the size remains as provided for in column 2).
17. A sign must include an arrow pointing to the left or to the right where indicating the beginning of, or a change in, a restriction or prohibition.
- 18.—(1) A sign may convey any two of the descriptions in column 2 in the Part 4 sign table (except the description at items 1 and 8), with “or” used to separate the legends applicable to the two descriptions.
- (2) Where a sign conveys two descriptions in accordance with sub-paragraph (1), if the symbol applicable to those descriptions is the same, only one symbol need be included in the sign.

Signs consisting of multiple panels

- 19.—(1) This paragraph applies to all signs provided for in the sign tables in Parts 3, 4 and 5 except those for conveying a description in column 2 at—
- (a) items 5 to 10 of the sign table in Part 3; and
- (b) item 8 of the sign table in Part 4.

Status: This is the original version (as it was originally made). This item of legislation is currently only available in its original format.

(2) A panel that would otherwise be a single sign in accordance with this Schedule may instead form part of a sign made up of at least two panels where each of the panels would otherwise be a single sign in accordance with this Schedule.

(3) The reference to a panel in sub-paragraph (2) is to the panel shown in blank diagram 1 or 2 in Part 1.

(4) This paragraph applies to a sign whether or not panels are included in accordance with paragraph 20 or 21.

20.—(1) This paragraph applies in relation to a sign provided for at item 2, 3, 4, 5, 6 or 7 of the Part 4 sign table.

(2) The sign may be divided into panels with a white background of the type shown in blank diagram 2 in Part 1 with any symbol or legend forming part of that sign being placed in any of those panels.

(3) This paragraph applies to a sign whether or not other panels are included in accordance with paragraph 19 or 21.

21.—(1) This paragraph applies to a sign which includes the symbol provided for at item 8 of the Part 5 sign table.

(2) Information on the voucher parking scheme may be shown on a separate panel with a white background of the type shown in blank diagram 2 in Part 1.

(3) This paragraph applies to a sign whether or not other panels are included in accordance with paragraph 19 or 20.

Provisions applying where the sign is made up of more than one panel

22. When, in accordance with paragraph 19, 20 or 21, two or more panels are used, there must be a single black line separating adjoining panels.

23.—(1) Panels included in a sign may be placed in any vertical or horizontal combination, and need not be aligned vertically or horizontally.

(2) Sub-paragraph (1) is subject to sub-paragraphs (3) to (7).

(3) No more than two panels may be placed horizontally.

(4) Where panels are placed vertically to form a column they must be of the same width.

(5) No white panel may be placed above a yellow panel which is in the same column.

(6) Any white panels about loading must be above any white panels about parking places which are in the same column.

(7) Where a single panel is placed above or below two panels placed side by side, that single panel must be placed centrally in relation to the other two panels.

Height of legends to be proportionate

24.—(1) This paragraph applies whether or not the sign consists of a single panel or more than one panel.

(2) The x-height of a legend used on a sign provided for in this Schedule must be in proportion to the size of any symbol on the sign.

(3) Where a sign contains more than one legend, the x height must be the same for each legend.

(4) Sub-paragraph (3) does not apply to the legends provided for at item 7 or 10 in the Part 3 sign table.

Status: This is the original version (as it was originally made). This item of legislation is currently only available in its original format.

Illumination



25.—(1) A sign provided for in this Schedule need not be illuminated.

(2) Paragraph (1) does not apply to a sign containing the symbol and legend provided for at item 2, 9 or 10 of the Part 3 sign table.





PART 3

Symbols and legends used in combination with a yellow panel





Sign table — Schedule 4, Part 3

(1) <i>Item</i>	(2) <i>Description</i>	(3) <i>Symbol</i>	(4) <i>Legend</i>	(5) <i>Variant of legend</i>	(6) <i>Legend height (by reference to x-height)</i>
1	Waiting prohibited for a time that is not continuous throughout the year		— A time period 30 min 80 max	The legend may include either or both of— (a) “No waiting”; and (b) “except” followed by one or more of “taxis”, “ambulances”, “police vehicles”, and where more than one exception is provided for “and” or “&” must precede the final exception	Not less than 15 mm and not more than 40 mm
2	Stopping prohibited		— 1. “No stopping”; and 30 min 80 max 2. “except” followed by— (a) “buses”; (b) “local buses”; or (c) one or more of “taxis”, “ambulances”, “police vehicles”, and where	1. The legend may include a time period 2. The legend may include “taxis” with a time period 3. The legend may include	Not less than 15 mm and not more than 40 mm

Status: This is the original version (as it was originally made). This item of legislation is currently only available in its original format.

(1) Item	(2) Description	(3) Symbol	(4) Legend	(5) Variant of legend	(6) Legend height (by reference to x-height)
			more than one exception is provided for “and” or “&” must precede the final exception	“BUS STAND” provided it is displayed above “No Stopping” and used in combination with “except buses” or “except local buses”	
3	Waiting of goods vehicles over the maximum gross weight shown or buses (or both) prohibited The lorry symbols are alternative types The bus symbols are alternative types	 <p>— A time period 75 min 200 max</p> <p>— 5 t 112.5 min 300 max</p> <p>— 5 t 127.5 min 340 max</p>			Not less than 15 mm and not more than 40 mm
4	Waiting prohibited in a Pedestrian Zone or a Restricted Parking Zone	 <p>— 125</p>	<p>1. “Pedestrian Zone” or “Restricted Parking Zone”; and</p> <p>2. A time period</p>		25 mm
5	Waiting prohibited on a verge or on a footway	 <p>— 100 byin 200 foot</p>	<p>— “At any time on” followed byin “verge or footway”, “footway” or “verge”</p>		Not less than 20 mm and not more than 40 mm
6	Stopping prohibited on a verge or on a footway	 <p>— 100 byin 200 foot</p>	<p>— “At any time on” followed byin “verge or footway”, “footway” or “verge”</p>		Not less than 20 mm and not more than 40 mm

Status: This is the original version (as it was originally made). This item of legislation is currently only available in its original format.



(1)	(2)	(3)	(4)	(5)	(6)
	ItemDescription	Symbol	Legend	Variant of legend	Legend height (by reference to x-height)
7	Entrance to a designated off-road loading area		<p>— 1. “Loading area”;</p> <p>— 200 2. “Except by permitted vehicles”; and</p> <p>— 3. A time period</p>		<p>1. 50 mm for “Loading area”</p> <p>2. 40 mm for “Except by permitted vehicles”</p> <p>3. 40 mm for the time period</p>
8	Waiting prohibited in a designated off-road loading area		<p>— 1. “Except by permitted vehicles”; and</p> <p>— 200 2. A time period</p>		40 mm
9	Stopping prohibited in a lay-by except in emergency		<p>— “No stopping except in</p> <p>— 75 emergency”</p> <p>— 100</p>		37.5 mm or 50 mm
10	Stopping prohibited on entrance markings		<p>— 1. “No stopping”; and</p> <p>— 100 2. “on entrance markings”</p>	A time period may be included	<p>1. 50 mm for “No stopping”</p> <p>2. 40 mm for “on entrance markings”</p> <p>3. 40 mm for any time period</p>

Status: This is the original version (as it was originally made). This item of legislation is currently only available in its original format.




PART 4

Symbols and legends used in combination with a white panel


Sign table — Schedule 4, Part 4

(1) Item	(2) Description	(3) Symbol	(4) Required legends	(5) Variants to column 4 legends, or legends that may be included	(6) Legend height (by reference to x-height)	(7) Applicable Part 5 item
1	Loading prohibited		1. “No loading” 2. A time period		Not less than 15 mm and not more than 40 mm	
2	Parking place			1. A time period may be included 2. A permitted parking expression may be included 3. A type or types of user may be included and, where the user is a type of permit holder, a permit identifier may be included 4. A legend provided for at 3 above may be varied by the addition of “only” or “only at all times” 5. The name of the traffic authority may be included 6. A parking place identifier or a zone identifier may be included	Not less than 15 mm and not more than 40 mm	1, 2, 3, 4, 5, 6, 7, 8
3	Parking place where vehicles may be parked partially on the verge or footway			1. A time period may be included 2. A permitted parking expression may be included 3. A type or types of user may be included and, where the user is a type of permit holder, a permit identifier may be included 4. A legend provided for at 3. above may be varied by the addition of “only” or “only at all times”	Not less than 15 mm and not more than 40 mm	2, 4, 5, 7, 8


Status: This is the original version (as it was originally made). This item of legislation is currently only available in its original format.

(1) Item	(2) Description	(3) Symbol	(4) Required legends	(5) Variants to column 4 legends, or legends that may be included	(6) Legend height (by reference to x-height)	(7) Applicable Part 5 item
	(Alternative types)			5. The name of the traffic authority may be included in the sign 6. A parking place identifier or a zone identifier may be included in the sign		
4	Parking place where vehicles may be parked wholly on the verge or footway (Alternative types)			1. A time period may be included 2. A permitted parking expression may be included 3. A type or types of user may be included and, where the user is a type of permit holder, a permit identifier may be included 4. A legend provided for at 3 above may be varied by the addition of “only” or “only at all times” 5. The name of the traffic authority may be included 6. A parking place identifier or a zone identifier may be included	Not less than 15 mm and not more than 40 mm	2, 4, 5, 7, 8
5	Parking place reserved for loading and unloading		“Loading only”	1. “Loading only” may be varied to “Loading”, “Goods vehicles loading” or “Goods vehicles loading only” 2. The legend may be varied to include— (a) a time period; (b) a permitted parking expression; or (c) both 3. The name of the traffic authority may be included 4. A parking place identifier may be included	Not less than 15 mm and not more than 40 mm	
6	Parking not subject		“Free”	The permitted variants at item 2 apply	Not less than 15 mm and	1, 2, 3, 4, 5, 6, 7, 8

Status: This is the original version (as it was originally made). This item of legislation is currently only available in its original format.

(1) Item	(2) Description	(3) Symbol	(4) Required legends	(5) Variants to column 4 legends, or legends that may be included	(6) Legend height (by reference to x-height)	(7) Applicable Part 5 item
	to payment conditions				not more than 40 mm	
7	Parking subject to payment conditions		<p>“Pay at machine”</p> <p>75 min 200 max</p>	<p>1. The permitted variants at item 2 apply</p> <p>2. “Pay at machine” may be varied to any of the following or any appropriate combination of the following—</p> <p>(a) “Pay here at machine”</p> <p>(b) “Pay at machine across road”</p> <p>(c) “Pay at machine opposite”</p> <p>(d) “Pay at machine” and a location</p> <p>(e) “Pay at” and a description of the ticket machine in any coloured letters</p> <p>(f) “Display ticket”</p> <p>(g) “Pay by phone” and a telephone number and “or text” and a text number and “quoting location” and a location number</p> <p>(h) “Pay by phone” and a telephone number and “quoting location” and a location number</p> <p>(i) “Pay by text” and a text number and “quoting location” and a location number</p> <p>(j) Disc Zone”, “Disc parking”, “Ticket Zone” or “Ticket parking”</p> <p>3. “Pay” in the legend “Pay at machine”, or in any of the legends referred to in entry 2, may be varied to “For longer stay pay”</p> <p>4. Where the legend refers to a ticket machine, the legend may include an arrow pointing horizontally to the left or to the</p>	Not less than 15 mm and not more than 40 mm	1, 2, 3, 4, 5, 6, 7, 8






Status: This is the original version (as it was originally made). This item of legislation is currently only available in its original format.

(1) Item	(2) Description	(3) Symbol	(4) Required legends, or legends that may be included	(5) Variants to column 4 legends, or legends	(6) Legend height (by reference to x-height)	(7) Applicable Part 5 item
				right, or one arrow pointing to the left and one to the right, to indicate the location of the machine or machines		
8	Drivers must obtain and display parking tickets		“Have you paid and displayed?” 75 min 200 max		Not less than 15 mm and not more than 40 mm	





PART 5

Symbols to be used with Part 4 symbols on a white panel

Sign table — Schedule 4, Part 5

(1) Item	(2) Description	(3) Symbol	(4) Legend	(5) Legend height (by reference to x-height)
1	Parking place reserved for solo motor cycles		56 min 150 max	
2	Parking place reserved for motor cars		45 min 120 max	
3	Parking place reserved for buses (Alternative types)	 	150 min 400 max	
4	Parking place reserved for		1. “Disabled badge holders”; 2. “Disabled badge holders only”; 75 min 200 max	Not less than 15 mm and not more than 40 mm

Status: This is the original version (as it was originally made). This item of legislation is currently only available in its original format.

(1) Item	(2) Description	(3) Symbol	(4) Legend	(5) Legend height (by reference to x-height)
	disabled badge holders		3. “Disabled badge holders only at all times”; 4. “Disabled badge holder” and a permit identifier; or 5. “Disabled badge holder only” and a permit identifier	
5	Parking place reserved for car club permit holders	 75 min 200 max	“Car club permit holders only”	Not less than 15 mm and not more than 40 mm
6	Parking place reserved for the recharging of electric solo motor cycles	 75 min 200 max	1. “Electric solo motor cycle recharging point only”; or 2. “Electric solo motor cycle recharging point” and “Permit holders only” with or without a permit identifier	Not less than 15 mm and not more than 40 mm
7	Parking place reserved for the recharging of electric vehicles	 75 min 200 max	1. “Electric vehicle recharging point only”; or 2. “Electric vehicle recharging point” and “Permit holders only” with or without a permit identifier,	Not less than 15 mm and not more than 40 mm
8	Parking place reserved for vehicles displaying an appropriate voucher	 75 min 200 max	1. “Voucher parking only”; 2. “Voucher parking and permits only”; 3. “Voucher parking and resident permits only”; 4. “Voucher parking and business permits only”; or 5. a legend provided for at 2, 3, or 4 with a permit identifier	Not less than 15 mm and not more than 40 mm

Status: This is the original version (as it was originally made). This item of legislation is currently only available in its original format.

PART 6

The Schedule 4 General Direction

1.—(1) The signs provided for in this Schedule must only be placed to indicate the effect of an Act, order, regulation, bylaw, resolution or notice which prohibits or restricts the use of the road by traffic.

(2) Sub-paragraph (1) does not apply to a sign which consists solely of the elements provided for in the Part 3 sign table at—

- (a) item 2 (except where the taxi, ambulance or police vehicle legend in column 4 at paragraph 2(c) is included); or
- (b) item 10.