

## SCHEDULE 3

Regulation 3, Direction 3

Upright signs that indicate regulatory requirements for moving traffic

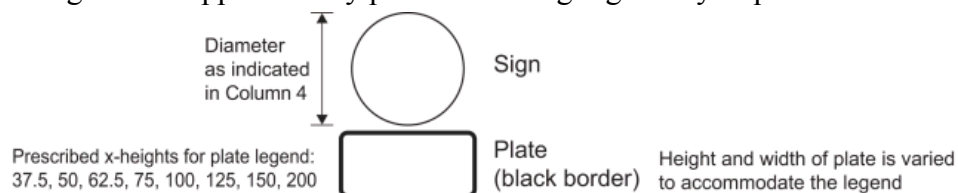
### PART 1

#### Provisions applicable to Parts 2, 3 and 4

1. The requirement, restriction or prohibition of a description in column 2 of the sign table in Part 2 must be conveyed by a circular sign of—
  - (a) the colour and type provided for a sign in the diagram in column 3; and
  - (b) the size provided for in column 4 of the table.
2. In the case of the description at item 25, the prohibition is to be conveyed by both the circular signs shown in the diagram in combination, and paragraph 1 applies to each of those signs.
3. A warning, information, requirement, restriction or prohibition of a description mentioned in Part 3 must be conveyed by a plate (a “Part 3 plate”) which—
  - (a) has the legend for conveying that warning or information written in a manner which complies with the requirements as to size for a plate provided for in the diagram above the sign table in Part 2; and
  - (b) complies with the requirements as to colour and type in that diagram.
4. A Part 3 plate containing a legend referred to in column 5 (by reference to a paragraph number in Part 3) of the sign table in Part 2 is an associated plate of the circular sign provided for in the Part 2 sign table at the item number at which the relevant column 5 entry appears.
5. A provision of Part 4 mentioned (by reference to paragraph number) in column 6 of the sign table in Part 2 applies to the circular sign at the item number in question.
6. A Schedule 3 General Direction mentioned (by reference to paragraph number) in column 7 of the sign table in Part 2 applies to the circular sign at the item number in question.

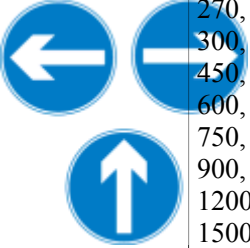





### PART 2

#### Circular signs and supplementary plates including regulatory requirements








**Status:** This is the original version (as it was originally made). This item of legislation is currently only available in its original format.








**Sign table — Schedule 3, Part 2**

(1) <i>Item</i>	(2) <i>Description</i>	(3) <i>Diagram</i>	(4) <i>Sign diameter</i>	(5) <i>Associated plate legend (by reference to an item number in the Part 3 sign table)</i>	(6) <i>Applicable provision in Part 4</i>	(7) <i>Schedule 3 General Directions</i>
1	Diagram 606  Vehicular traffic must proceed in the direction indicated by the arrow  (Alternative types)		270, 300, 450, 600, 750, 900, 1200, 1500	1, 2 or 3	1, 2, 4	1, 2
2	Diagram 609  Vehicular traffic must turn ahead in the direction indicated by the arrow  (Alternative types)		450, 600, 750, 900, 1200	1, 2 or 3	1, 2, 4	1
3	Diagram 610  Vehicular traffic must comply with the requirements described in paragraph 3 of Part 4  (Alternative types)		270, 300, 450, 600, 750, 900, 1200, 1500	2	1, 2, 3, 4	2
4	Diagram 642  No stopping on main carriageway		300, 450, 600, 750, 900, 1200	4 or 5	2, 4	1
5	Diagram 632  No overtaking		600, 750, 900, 1200	4, 5, 6 or 7	4	1
6	Diagram 614  No U-turns for vehicular traffic		270, 300, 450, 600,	4 or 5	2, 4	1, 2










**Status:** This is the original version (as it was originally made). This item of legislation is currently only available in its original format.

(1) Item	(2) Description	(3) Diagram	(4) Sign diameter	(5) Associated plate legend (by reference to an item number in the Part 3 sign table)	(6) Applicable provision in Part 4	(7) Schedule 3 General Directions
			750, 900, 1200			
7	Diagram 612  No right turn for vehicular traffic		270, 300, 450, 600, 750, 900, 1200	3, 8, or both 3 and 8	2, 4	1, 2
8	Diagram 613  No left turn for vehicular traffic		270, 300, 450, 600, 750, 900, 1200	3, 8, or both 3 and 8	2, 4	1, 2
9	Diagram 615  Priority must be given to vehicles from the opposite direction		600, 750, 900, 1200	5, 9 or 10	1, 4	3
10	Diagram 616  No entry for vehicular traffic		270, 300, 450, 600, 750, 900, 1200	11	2, 4	1, 2
11	Diagram 617  All vehicles prohibited except non-mechanically propelled vehicles pushed by pedestrians		450, 600, 750, 900, 1200	12, 13 or 14;  8 and 14;  14 and 15; or  8, 14 and 15	4 (with plate legend 14) or 5 (with plate legend 12 or 13)	1, 3





**Status:** This is the original version (as it was originally made). This item of legislation is currently only available in its original format.

(1)	(2)	(3)	(4)	(5)	(6)	(7)
	ItemDescription	Diagram	Sign diameter	Associated plate legend (by reference to an item number in the Part 3 sign table)	Applicable provision in Part 4	Schedule 3 General Directions
12	Diagram 619 Motor vehicles prohibited		450, 600, 750, 900, 1200	8, 15, or both 8 and 15	4	1
13	Diagram 622.1A Goods vehicles exceeding the maximum gross weight indicated prohibited		450, 600, 750, 900, 1200, 1500	6, 8, 15, or both 8 and 15	4, 6	1
14	Diagram 622.2 End of prohibition of goods vehicles indicated  by the sign provided for at item 13		450, 600, 750, 900		4	1
15	Diagram 622.4 Articulated or track laying vehicles prohibited  (Alternative types)		600, 750, 900	6	4	1
16	Diagram 622.8 Vehicles carrying explosives prohibited		450, 600, 750, 900, 1200	16  A second plate with a legend from 8 or 15, or both 8 and 15, may be added	4	1, 3
17	Diagram 952 Buses prohibited		450, 600, 750, 900, 1200	8, 15, or both 8 and 15	4	1
18	Diagram 619.1 Motor vehicles except solo motor cycles		450, 600, 750, 900, 1200	8, 15, or both 8 and 15	4	1

**Status:** This is the original version (as it was originally made). This item of legislation is currently only available in its original format.

(1) Item	(2) Description	(3) Diagram	(4) Sign diameter	(5) Associated plate legend (by reference to an item number in the Part 3 sign table)	(6) Applicable provisions in Part 4	(7) Schedule 3 General Directions
	prohibited					
19	Diagram 622.7  Towed caravans prohibited		450, 600, 750, 900, 1200	8, 15, or both 8 and 15	4	1
20	Diagram 619.2  Solo motor cycles prohibited		450, 600, 750, 900, 1200	8, 15, or both 8 and 15	4	1
21	Diagram 951  Riding of pedal cycles prohibited		150, 270, 300, 450, 600		4 (but only sub- paragraph (5))	1, 2 (5))
22	Diagram 625.1  Pedestrians prohibited		150, 300, 450, 600		5	1
23	Diagram 622.5  Horse-drawn vehicles prohibited		150, 300, 450, 600	8, 15, or both 8 and 15	5	1
24	Diagram 622.6  Ridden or accompanied horses prohibited		150, 300, 450, 600	8, 15, or both 8 and 15	5	1
25	Diagram 629.1  Vehicles or combinations of vehicles exceeding  the length indicated prohibited	 	600, 750, 900	6, 8, 15, or both 8 and 15	4, 6	1, 4
26	Diagram 629A  Vehicles exceeding the width indicated		750, 900, 1200	6, 8, 15 or both 8 and 15	4, 6	1







**Status:** This is the original version (as it was originally made). This item of legislation is currently only available in its original format.

(1) Item	(2) Description	(3) Diagram	(4) Sign diameter	(5) Associated plate legend (by reference to an item number in the Part 3 sign table)	(6) Applicable provisions in Part 4	(7) Schedule 3 General Directions
	prohibited in both metric and imperial units					
27	Diagram 629.2A  Vehicles exceeding height indicated in metric and imperial units prohibited other than where the sign is placed—  (a) on a road which passes under or through a bridge, tunnel or other structure which limits the height of vehicles using that road; or  (b) on any such bridge, tunnel or other structure		750, 900, 1200, 1500		4, 6	1
28	Diagram 955  Route for use by pedal cycles only		100, 150, 270, 300, 450, 600		4 (but only sub-paragraph (5))	1, 2
29	Diagram 956  Route for use by pedal cycles and pedestrians only		100, 150, 270, 300, 450, 600		4 (but only sub-paragraph (5))	1, 2
30	Diagram 956.1  Route for use by pedal cycles, horses and pedestrians only		100, 150, 270, 300, 450, 600, 750		4 (but only sub-paragraph (5))	1, 2

**Status:** This is the original version (as it was originally made). This item of legislation is currently only available in its original format.

(1) Item	(2) Description	(3) Diagram	(4) Sign diameter	(5) Associated plate legend (by reference to an item number in the Part 3 sign table)	(6) Applicable provision in Part 4	(7) Schedule 3 General Directions
31	Diagram 956.2  Route for use by pedal cycles, horse-drawn  vehicles and pedestrians only		100, 150, 270, 300, 450, 600, 750		4 (but only sub- paragraph	1, 2 (5))
32	Diagram 957  Route comprising two ways for use by pedal  cycles only and by pedestrians only, with those  ways separated by the marking provided for at  item 7 or 8 of the table in Part 6 of Schedule 9,  or by physical means,  (Alternative types)		100, 150, 270, 300, 450, 600		4 (but only sub- paragraph	1, 2 (5))
33	Diagram 953  Route for use by buses, pedal cycles and taxis  only  (Alternative types)		450, 600, 750, 900	8, 17, or both 8 and 17	1, 4, 7, 8	1
34	Diagram 953A  Route for use by buses, pedal cycles and  solo motor cycles only  (Alternative types)		450, 600, 750, 900	8, 17 or both	1, 4	1

**Status:** This is the original version (as it was originally made). This item of legislation is currently only available in its original format.

(1)	(2)	(3)	(4)	(5)	(6)	(7)
	<i>ItemDescription</i>	<i>Diagram</i>	<i>Sign diameter</i>	<i>Associated plate legend (by reference to an item number in the Part 3 sign table)</i>	<i>Applicable provision in Part 4</i>	<i>Schedule 3 General Directions</i>
35	Diagram 953B Route for use by buses, pedal cycles, solo motor cycles and taxis only (Alternative types)		600, 750, 900, 1200	8, 17 or both	1, 4	1
36	Diagram 953.1 Route for use by tramcars only		450, 600, 750, 900	8, 17, or both	1, 4	1
37	Diagram 953.1 (variant) Route for use by tramcars and buses only (Alternative types)		450, 600, 750, 900	8, 17, or both	1, 4	1
38	Diagram 953.1A Route for use by tramcars, buses and pedal cycles only (Alternative types)		600, 750, 900, 1200	8, 17, or both	1, 4	1
39	Diagram 953.1B Route for use by tramcars, buses, pedal cycles and taxis only (Alternative types)		600, 750, 900, 1200	8, 17, or both	1, 4	1
40	Diagram 953.1C Route for use by tramcars, buses, pedal cycles, solo motor cycles and taxis only		600, 750, 900, 1200	8, 17, or both	1, 4, 7	1



**Status:** This is the original version (as it was originally made). This item of legislation is currently only available in its original format.

(1)	(2)	(3)	(4)	(5)	(6)	(7)
Item	Description	Diagram	Sign diameter	Associated plate legend (by reference to an item number in the Part 3 sign table)	Applicable provision in Part 4	Schedule 3 General Directions
	(Alternative types)					

## PART 3

### Legends for plates associated with circular signs

1. “One way”.
2. “Dual carriageway”.
- 3.—(1) Subject to sub-paragraphs (2), (3) and (4), “Except” and any of, or a combination of, the following:
  - (a) “buses”;
  - (b) “local buses”;
  - (c) “taxis”;
  - (d) “cycles”;
  - (e) “authorised vehicles”;
- (2) “buses” and “local buses” must not be used together.
- (3) “and” or “&” must be inserted before the last legend where more than one is used.
- (4) “Except” must be varied to “except” when preceded by the legend described in paragraph 8.
4. “For” and a distance.
5. “End”.
6. “Ice” or “Snowdrifts”.
7. “Ice for” or “Snowdrifts for”, and a distance.
8. A time period.
9. “Give way to oncoming vehicles”.
10. “Give way to oncoming vehicles for” and a distance.
11. “Except” and “trams”, “buses”, “local buses”, “cycles”, “buses and cycles” or “local buses and cycles”; “and” may be varied to “&”.
12. “Play Street except for access”.
13. “Play Street” and a time period and “except for access”.
14. “No vehicles”.
- 15.—(1) Subject to sub-paragraphs (2) and (3), “Except” and any of, or a combination of, the following—
  - (a) “buses” or “local buses”;

**Status:** This is the original version (as it was originally made). This item of legislation is currently only available in its original format.

- (b) “taxi”;
- (c) the disabled badge holder symbol;
- (d) “permit holder” or “permit holders”, and, where appropriate, a permit identifier;
- (e) one of—
  - (i) “for access”;
  - (ii) “for loading”;
  - (iii) “for loading by” and the lorry symbol shown in the diagram at item 1 of the table in Part 2 of Schedule 8;
  - (iv) “for access to off-street premises”.
- (2) “and” or “&” must be inserted before the last legend where more than one is used.
- (3) “Except” must be varied to “except” when preceded by the legend described in paragraph 8 or 12.
- 16. “No explosives” or “No inflammables or explosives”.
- 17. “and authorised vehicles”.

## PART 4

### Provisions applicable to signs in Part 2

1. Section 36 of the 1988 Act applies to the circular sign.
2. Where the sign is placed temporarily on a road by a constable or person acting under the instructions (whether general or specific) of the chief officer of police for the purposes of indicating a temporary statutory provision, the following modifications to the requirements apply—
  - (a) the diameter of the circular sign must be at least 200 mm; and
  - (b) the x-height of the lettering on a plate where the legend is either “One way” or “End”, if used, must be at least 20 mm.
- 3.—(1) Except as provided in sub-paragraphs (2) to (5), the requirement conveyed by the sign is that vehicular traffic passing the sign must keep to the left of the sign where the arrow is pointed downwards to the left, or to the right of the sign where the arrow is pointed downwards to the right.
  - (2) Sub-paragraph (3) applies on an occasion where a vehicle is being used for at least one of the purposes set out in sub-paragraph (4) and the observance of the requirement in sub-paragraph (1) would be likely to hinder the use of the vehicle for that purpose.
  - (3) The requirement conveyed is that the vehicle must not proceed beyond the sign in such a manner or at such a time as to be likely to endanger any person.
  - (4) The purposes are—
    - (a) fire and rescue authority;
    - (b) Scottish Fire and Rescue Service;
    - (c) ambulance;
    - (d) blood service;
    - (e) providing a response to an emergency at the request of an NHS ambulance service;
    - (f) bomb or explosive disposal;
    - (g) special forces

- (h) police; and
  - (i) National Crime Agency.
- (5) The requirement in sub-paragraph (1) does not apply to a tramcar or trolley vehicle.
- 4.—(1) Subject to sub-paragraphs (2) to (5), where the sign is placed on a road subject to a speed limit greater than 20 mph, and is within 50 metres of any lamp which forms part of a system of street-lighting, the illumination requirements for the sign are—
- (a) where that system of street-lighting is illuminated throughout the hours of darkness, the sign must be illuminated by internal or external lighting for so long as that system is illuminated and may also be reflectorised; or
  - (b) where that system of street-lighting is not illuminated throughout the hours of darkness—
    - (i) the sign must be illuminated by internal or external lighting for so long as that system is illuminated and must also be reflectorised; or
    - (ii) the sign must be illuminated throughout the hours of darkness by internal or external lighting and may also be reflectorised.
- (2) Sub-paragraph (1) only applies to the sign at item 4 of the Part 2 sign table when being used as a terminal sign.
- (3) Sub-paragraph (1) does not apply to a sign mounted on a self-righting bollard.
- (4) Sub-paragraph (1) does not apply to a sign placed temporarily to indicate road works or an obstruction.
- (5) Where the sign is mounted on a bollard fitted with a means of internal lighting, the sign must be illuminated throughout the hours of darkness by that means.
- 5. The sign need not be illuminated.
  - 6. The sign may have different numerals to those shown in the diagram.
  - 7. The word “taxi” may be omitted.
  - 8. The cycle symbol may be omitted.

## PART 5

### The Schedule 3 General Directions

- 1.—(1) The sign must only be placed to indicate the effect of an Act, order, regulation, bylaw, resolution or notice which prohibits or restricts the use of the road by traffic.
- (2) When the sign is placed to indicate the point at which a restriction, requirement or prohibition begins or ends, it must be placed as near as practicable to that point.
- (3) Sub-paragraphs (1) and (2) do not apply to—
- (a) a sign provided for at item 1 of the Part 2 sign table, when placed on the central island of a roundabout or in combination with a plate displaying the legend “Dual carriageway”; and
  - (b) a sign provided for at item 2 of the Part 2 sign table (either without an associated plate or with a plate with the legend “Dual carriageway”), when placed on a road approaching its junction with a dual carriageway road.
2. Where the sign is mounted on a bollard—
- (a) the bollard must—
    - (i) be illuminated by means of internal lighting; and

**Status:** This is the original version (as it was originally made). This item of legislation is currently only available in its original format.

- (ii) conform to British Standard BS EN 12899-2:2007<sup>(1)</sup>; or
- (b) in the case of a self-righting bollard, the bollard—
  - (i) must be illuminated by the use of retroreflecting material; and
  - (ii) conform to British Standard BS 8442:2015<sup>(2)</sup>.
- 3. The sign must not be placed unless accompanied by its associated plate.
- 4. The two signs provided for must be placed together.

---

<sup>(1)</sup> Publication date 30th April 2008 (ISBN 9780580880520); corrigendum September 2014.  
<sup>(2)</sup> Publication date 30th November 2015 (ISBN 9780580773167).