

SCHEDULE 15

Regulation 3, Direction 3

Matrix signs and light signals for the control of moving traffic on motorways and dual carriageway roads

PART 1

Provisions applying to signs in Part 2

1.—(1) Information or a warning, requirement, restriction or prohibition of a description in column 2 of an item in the sign table in Part 2 must be conveyed by a sign that is—

- (a) of the colour and type; and
- (b) complies with the requirements as to size,

provided for in the diagram in column 3, or that diagram as varied in accordance with Part 3.

(2) Column 4 identifies the applicable variant for the sign in question by reference to the appropriate paragraph number in Part 3.

2. The warning for the purposes of the description in column 2 of item 13 of the sign table is that—

- (a) there is a hazard ahead on the motorway or all-purpose dual carriageway road; and
- (b) drivers should drive at a speed which does not exceed 30 mph until they are certain that the hazard has been passed or removed.

3.—(1) The significance of a light signal provided for at item 14 or 15 is that it conveys to vehicular traffic that such traffic—

- (a) must not proceed in the lane or actively managed hard shoulder to which the sign relates; and
- (b) must not enter that lane or hard shoulder until one of the signs mentioned at sub-paragraph (2), or the legend “END”, is displayed on a matrix sign in relation to that lane or hard shoulder.

(2) The signs referred to in sub-paragraph (1)(b) are—

- (a) a sign provided for at item 1 of the Part 2 sign table in Schedule 10 (the maximum speed limit in mph); and
- (b) a sign provided for at item 2 of that table (the national speed limit applies).

(3) This paragraph is subject to paragraph 5.

4. Subject to paragraph 5, the significance of a light signal provided for at item 16 is that it conveys to vehicular traffic on the carriageway beside which the signal is mounted that such traffic must not proceed beyond the light signal.

5. The prohibitions in paragraphs 3 and 4 do not apply to a vehicle being used—

- (a) for at least one of the purposes mentioned in paragraph 5(6) of Part 1 of Schedule 14;
- (b) for traffic officer purposes; or
- (c) for traffic authority purposes where the vehicle is being used in connection with—
 - (i) an accident or other incident; or
 - (ii) the execution of works on the road (including the erection of barriers and signs in connection with the execution of works); or

Status: This is the original version (as it was originally made). This item of legislation is currently only available in its original format.

(iii) in the exercise of functions under section 67(1) of the 1984 Act(1),
when observance of the prohibition would be likely to hinder the use of the vehicle for the purpose for which it is being used.

6. For the purposes of this Schedule a matrix sign which is mounted on a post situated beside the carriageway but is projected over it or part of it is to be treated as a sign placed beside the carriageway of that road.

7. The significance of a number in column 5 of an item in the sign table is that the equivalently numbered paragraph in Part 4 applies to the sign provided for at that item.

8. The significance of a number in column 6 of an item in the sign table is that the equivalently numbered paragraph in the Schedule 15 General Directions applies to the sign provided for at that item.

PART 2

Matrix signs and light signals for motorways and all-purpose dual carriageway roads

Sign table — Schedule 15, Part 2

(1) <i>Item</i>	(2) <i>Description</i>	(3) <i>Diagram</i>	(4) <i>Permitted variants in Part 3</i>	(5) <i>Applicable provisions in Part 4</i>	(6) <i>Schedule 15 General Directions</i>
1	Diagram 6001 Temporary maximum speed advised		1	1, 2, 3, 4	1

(1) c. 27. Section 67 was amended by the Road Traffic (Consequential Provisions) Act 1988 (c. 54), Schedule 3, paragraph 25(5), by the New Roads and Street Works Act 1991 (c. 22), Schedule 8, Part 2, paragraph.50 and by the Civil Contingencies Act 2004 (c. 36), Schedule 2, Part 3, paragraph 16(3).

Status: This is the original version (as it was originally made). This item of legislation is currently only available in its original format.

(1) Item	(2) Description	(3) Diagram	(4) Permitted variants in Part 3	(5) Applicable provisions in Part 4	(6) Schedule 15 General Directions
2	<p>Diagram 6002</p> <p>Vehicular traffic must move to the next lane on the right</p>		2	1, 2, 3, 4	1
3	<p>Diagram 6002.1</p> <p>Vehicular traffic must move to the next lane on the right (may be combined with items 6 and 15)</p> <p>(Alternative types)</p>		4, 9, 11, 12, 13, 14	1, 2, 3, 4	1
4	<p>Diagram 6003</p> <p>Vehicular traffic must leave at next junction</p>		3	1, 2, 3, 4	1

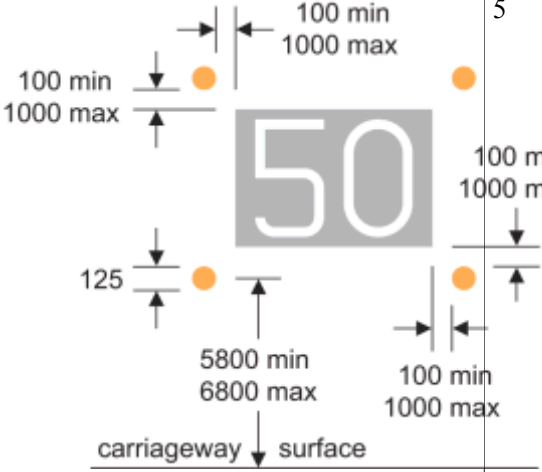
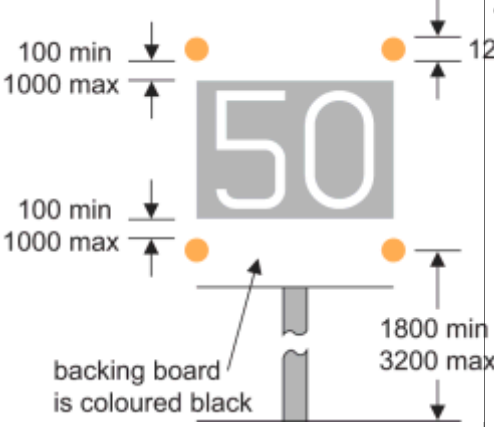
Status: This is the original version (as it was originally made). This item of legislation is currently only available in its original format.

(1) Item	(2) Description	(3) Diagram	(4) Permitted variants in Part 3	(5) Applicable provisions in Part 4	(6) Schedule 15 General Directions
5	Diagram 6008 Closure of one lane of a two lane carriageway ahead		4	1, 2, 3, 4	1
6	Diagram 6008.2 Closure of one lane of a two lane carriageway ahead (may be combined with items 3 and 15) (Alternative types)		4, 11	1, 3, 4	1
7	Diagram 6008.1 Closure of both lanes of a two lane carriageway ahead		4, 10	1, 4	1

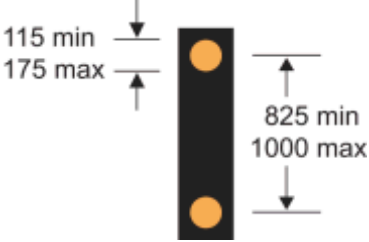
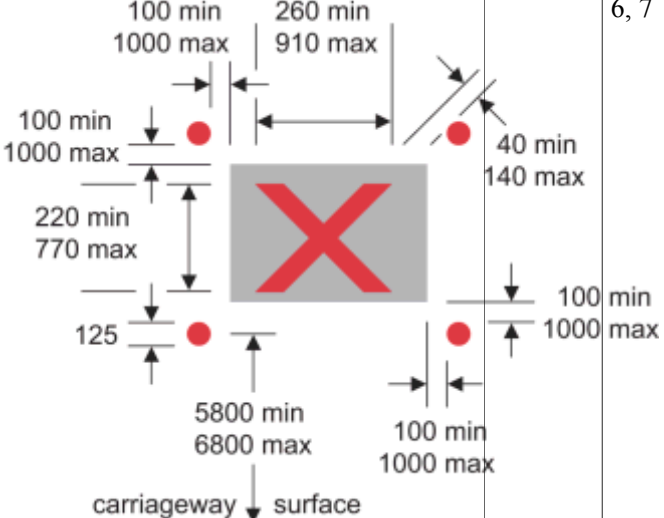
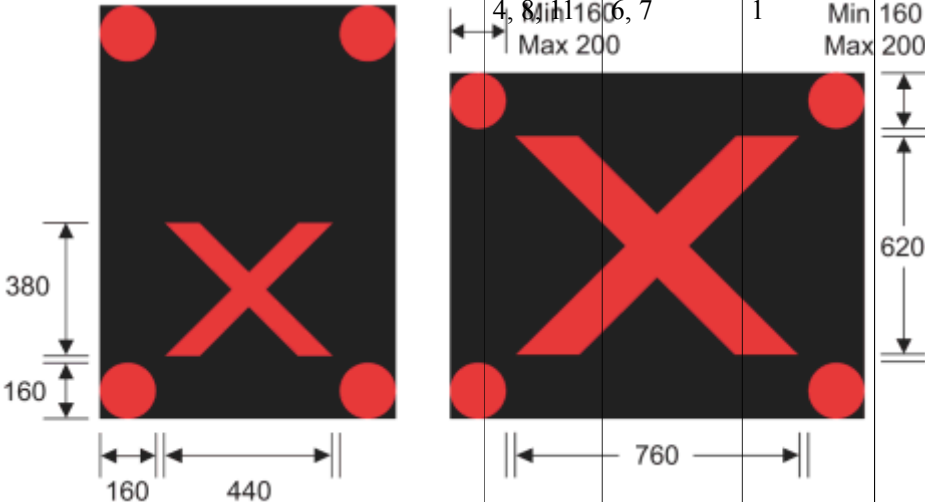
Status: This is the original version (as it was originally made). This item of legislation is currently only available in its original format.

(1) Item	(2) Description	(3) Diagram	(4) Permitted variants in Part 3	(5) Applicable provisions in Part 4	(6) Schedule 15 General Directions
8	Diagram 6011 Risk of fog ahead			1, 2, 3, 4	1
9	Diagram 6011.1 Risk of ice ahead			1, 2, 3, 4	1
10	Diagram 6012 End of temporary restrictions			1	1

Status: This is the original version (as it was originally made). This item of legislation is currently only available in its original format.

(1) Item	(2) Description	(3) Diagram	(4) Permitted variants in Part 3	(5) Applicable provisions in Part 4	(6) Schedule 15 General Directions
11	<p>Diagram 6021</p> <p>Hazard ahead (flashing amber lamps used with the sign provided for at item 1, 2, 4, 8 or 9 when that sign is mounted on a gantry, or over a traffic lane or hard shoulder)</p>		5	1, 2	1
12	<p>Diagram 6022</p> <p>Hazard ahead (flashing amber lamps used with the sign provided for at item 1, 3, 4, 5, 6, 8 or 9 when that sign is mounted on a post)</p>		6	1, 3	1

Status: This is the original version (as it was originally made). This item of legislation is currently only available in its original format.

(1) Item	(2) Description	(3) Diagram	(4) Permitted variants in Part 3	(5) Applicable provisions in Part 4	(6) Schedule 15 General Directions
13	Diagram 6023 Light signal conveying the warning described at paragraph 2 of Part 1			5	1
14	Diagram 6031.1 Gantry-mounted light signals conveying the prohibition described at paragraph 3 of Part 1			6, 7	1, 2
15	Diagram 6031.2 Carriageway side mounted light signals conveying the prohibition described at paragraph 3 of Part 1 (left hand symbol may be combined)		4, 8, 11, 16, 6, 7	1	Min 160 Max 200

Status: This is the original version (as it was originally made). This item of legislation is currently only available in its original format.

(1) Item	(2) Description	(3) Diagram	(4) Permitted variants in Part 3	(5) Applicable provisions in Part 4	(6) Schedule 15 General Directions
	with items 3 and 6) (Alternative types)				
16	Diagram 6032.1 Post-mounted light signals conveying the prohibition described at paragraph 4 of Part 1	<p>The diagram shows a post-mounted light signal. It features a central grey rectangular backing board with a white T-shaped symbol. Above the board, there are two red circular lamps. Dimensions are indicated: a horizontal distance of 100 min to 1000 max between the lamps, a vertical distance of 100 min to 1000 max from the top of the lamps to the top of the backing board, and a vertical distance of 125 from the top of the backing board to the top of the post. The post is 1800 min to 3200 max high. A label points to the backing board stating 'backing board is coloured black'.</p>	7	6, 7	1

PART 3

Permitted variants in respect of the signs shown in Part 2

1. The numerals may be varied.
2. The arrow may point downwards to the left.
3. The symbol may be reversed where appropriate.
4. The number of arrows, or symbols indicating which lanes are open or closed to traffic, may be varied.
5. “50” may be varied to any of the legends or symbols (as the case may be) shown in the diagram at item 1, 2, 4, 8 or 9 of the table.
6. “50” may be varied to any of the legends or symbols (as the case may be) shown in the diagram at item 1, 3, 4, 5, 6, 8 or 9 and an identification number may be added to the backing board or post in horizontal or vertical format as appropriate.
7. An identification number may be added to the backing board or post in horizontal or vertical format as appropriate.
8. The number of red crosses may be varied.
9. Arrow may point upwards to the left.
10. The colour of the lamps referred to in paragraph 4 of Part 4 may be varied to red.

11.—(1) Sub-paragraph (2) applies where the sign provided for at item 15 is of the type shown in the left hand diagram for that item.

(2) The signs provided for at items 3 and 6 of the table in Part 2 may be included in an appropriate configuration within the area of the item 15 sign, the boundary of which is shown by the four red lamps which accompany the sign.

PART 4

Provisions applying to signs in Part 2

1. The legend or symbol shown on the matrix sign must be displayed by means of white or yellow light (except any part which is red).

2. The flashing amber lamps provided for at item 11 for display on a gantry, or over a traffic lane or hard shoulder, with a sign provided for at item 1, 2, 4, 8, 9 or 10 must operate such that—

- (a) each lamp shows an intermittent amber light at a rate of flashing of not less than 60 nor more than 90 flashes per minute; and
- (b) one horizontal pair of lights is always shown when the other horizontal pair of lights is not shown.

3. The flashing amber lamps provided for at item 12 of the sign table in Part 2 for display on a post with a sign provided for at item 1, 3, 4, 5, 6, 8 or 9 must operate such that—

- (a) each lamp shows an intermittent amber light at a rate of flashing of not less than 60 nor more than 90 flashes per minute;
- (b) one horizontal pair of lights is always shown when the other horizontal pair of lights is not shown; and
- (c) the distance between them accords with the overall size of the sign.

4. The sign may display four lamps of the size, colour and type shown—

- (a) when placed beside the carriageway, in the diagram at item 12 of the sign table in Part 2;
- (b) when mounted on a gantry or other structure over the carriageway, in the diagram at item 11 of that table.

5. In operation each lamp must show an intermittent amber light at a rate of flashing of not less than 60 nor more than 90 flashes per minute and in such a manner that one light is always shown when the other light is not shown.

6. The sign must—

- (a) be accompanied by four red lamps which, in operation, show an intermittent red light at a rate of flashing of not less than 60 nor more than 90 flashes per minute and in such a manner that the lights of one vertical pair are always shown when the lights of the other vertical pair are not shown; and
- (b) have the red cross shown in the diagram at item 14 or 15 of the sign table in Part 2, or the white symbol shown in the diagram at item 16 of that table, illuminated by a steady light when the red lights are flashing.

7.—(1) Section 36 of the Road Traffic Act 1988 applies to the sign.

(2) The sign is specified for the purposes of column 5 of the entry in Schedule 2 to the Road Traffic Offenders Act 1988(2) relating to offences under section 36 of the 1988 Act.

Status: This is the original version (as it was originally made). This item of legislation is currently only available in its original format.

PART 5

The Schedule 15 General Directions

- 1.—(1) The sign may only be placed—
 - (a) on or near a motorway or an all-purpose dual carriageway road; and
 - (b) so it faces the stream of traffic to which it is intended to convey the information, warning, requirement, restriction, prohibitions or speed limit in question.
 - (2) A container enclosing the sign must be coloured black or grey and may have a white border not less than 45 mm nor more than 55 mm wide.
 - (3) A sign may—
 - (a) be mounted on a backing board, which must be coloured black and may have a white border not less than 45 mm nor more than 55 mm wide;
 - (b) show an identification number on the front of the backing board below the signal or on the post on which the signal is mounted
 - (4) Where the sign is mounted on a post specially provided for the purpose, that part of the post which extends above ground level must be—
 - (a) coloured grey, black, brown, dark green or dark blue, or
 - (b) of a non-reflective metallic finish,and, in either case, the post may be marked with a yellow or white band not less than 140 mm nor more than 160 mm deep, the lower edge of the band being not less than 1500 mm nor more than 1700 mm above ground level.
2. The sign must only be displayed over an actively managed hard shoulder whilst variable message signs displaying the maximum speed limit sign are displayed above so much (if any) of the adjacent carriageway as is open to traffic.