

Status: This is the original version (as it was originally made). This item of legislation is currently only available in its original format.

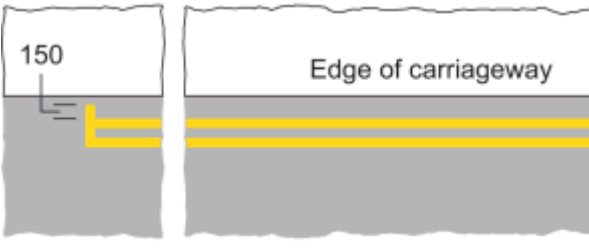
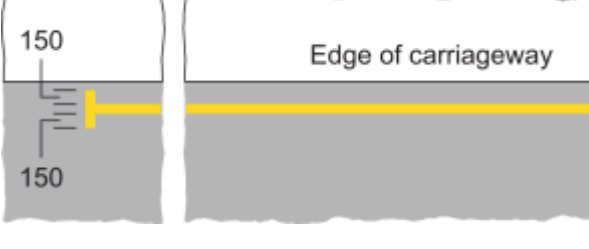
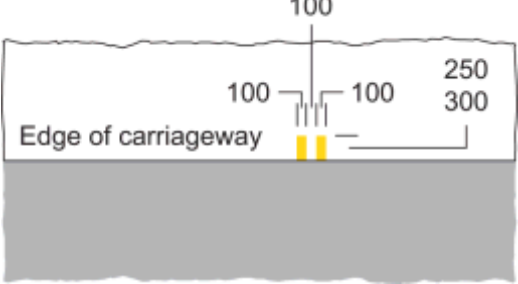
SCHEDULE 7

Road markings and miscellaneous upright signs that indicate stopping, waiting, loading and parking controls

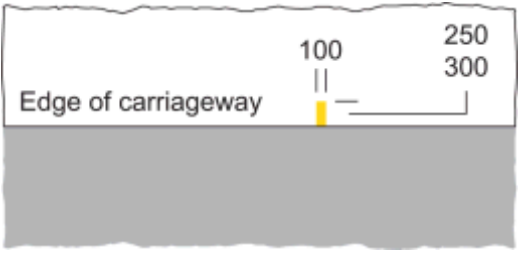
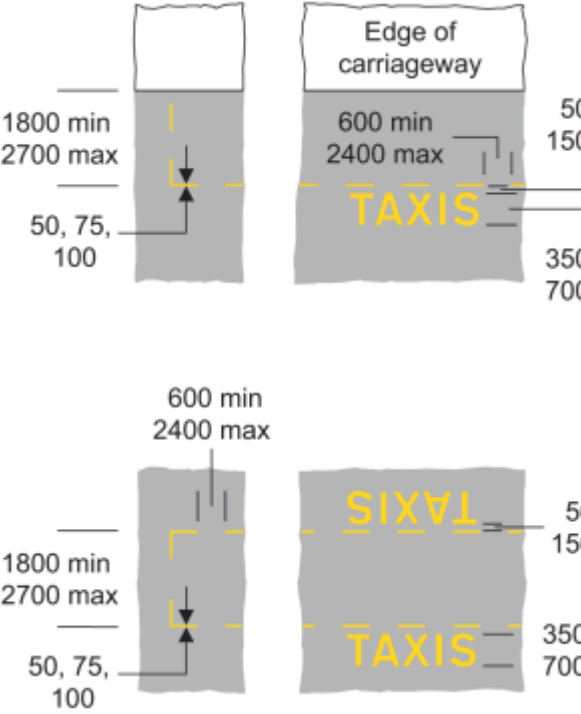
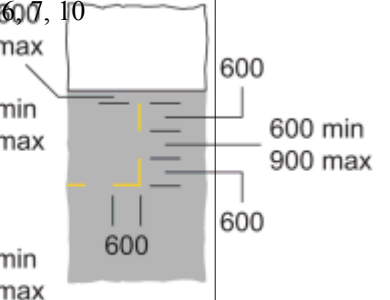
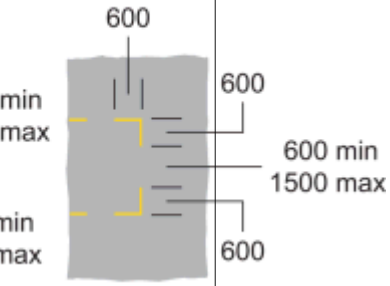
PART 4

Road markings for stopping, waiting, loading and parking controls

Sign table — Schedule 7, Part 4

(1) Item	(2) Description	(3) Diagram	(4) Variants in Part 5
1	Diagram 1018.1 (a) Waiting of vehicles prohibited at all times or (b) stopping of vehicles in a lay-by prohibited except in emergency		50 75 100 50 75 100
2	Diagram 1017 Waiting of vehicles prohibited for a time that is not continuous throughout the year		50 75 100
3	Diagram 1020.1 Loading and unloading of vehicles prohibited at all times		4

Status: This is the original version (as it was originally made). This item of legislation is currently only available in its original format.

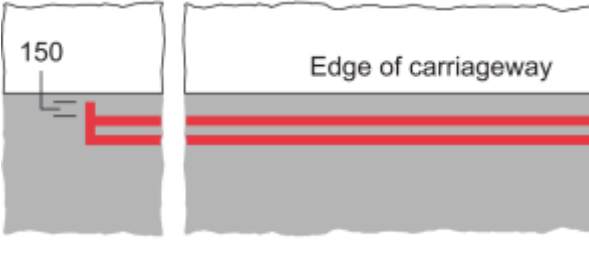
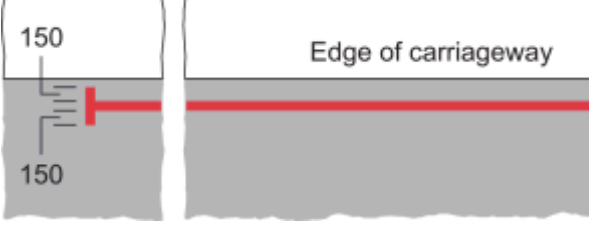
(1) Item	(2) Description	(3) Diagram	(4) Variants in Part 5
4	<p>Diagram 1019</p> <p>Loading and unloading of vehicles prohibited for a time that is not continuous through the year</p>		4
5	<p>Diagram 1028.2</p> <p>Area of carriageway reserved for taxis or, where the legend is varied as indicated in column 4, reserved for ambulances or police vehicles, where waiting by other vehicles is prohibited</p> <p>(Alternative types)</p>		 

(1) Item	(2) Description	(3) Diagram	(4) Variants in Part 5
6	<p>Diagram 1028.4</p> <p>Alternative types of parking bay—</p> <p>(a) at the edge of the carriageway and situated wholly on either the carriageway or footway; or</p> <p>(b) in the centre of the carriageway or partly on the carriageway and partly on the footway</p>	<p>Diagram 1028.4 shows two types of 'DOCTOR' parking bays. (a) is at the edge of the carriageway with a 1800 min length and 600 max width. (b) is in the center with a 1800 min length and 600 max width. Both have a 50 min gap between bays and a 350 min to 700 max depth.</p>	1, 2, 5, 7, 10
7	<p>Diagram 1028.5</p> <p>Area of carriageway reserved for taxis or, where the legend is varied as indicated in column (4), reserved for ambulances or police vehicles, where stopping by other vehicles is prohibited</p>	<p>Diagram 1028.5 shows three variations of a 'TAXIS' parking bay. The first has a 200 width and 1800 min to 2700 max length. The second is at the edge with a 600 min to 2400 max length. The third has a 100 width and 600 min to 900 max length. All have a 50 min to 150 max gap and a 350 min to 700 max depth.</p>	6, 7, 8, 10

Status: This is the original version (as it was originally made). This item of legislation is currently only available in its original format.

(1) Item	(2) Description	(3) Diagram	(4) Variants in Part 5
8	<p>Diagram 1028.6</p> <p>Parking bay for use by all vehicles or, where indicated by upright signs, by specified vehicles, and where at certain times, as indicated by upright signs, the bay is reserved for taxis, ambulances or police vehicles, where stopping by other vehicles is prohibited</p>		<p>2, 5, 7, 8</p>
9	<p>Diagram 1025.1</p> <p>Clearway at which, as described in paragraph 1 of Part 6, vehicles must not stop (exceptions apply for buses and taxis)</p>		<p>7, 9, 10, 11, 12, 13</p>
10	<p>Diagram 1027.1</p> <p>Part of the carriageway outside an entrance where, as described in paragraph 2 or 3 (as applicable) of Part 6, vehicles should, or must, not stop</p>		<p>14, 15, 16</p>

Status: This is the original version (as it was originally made). This item of legislation is currently only available in its original format.

(1) Item	(2) Description	(3) Diagram	(4) Variants in Part 5
11	Diagram 1018.2 Stopping of vehicles prohibited at all times		<p>50 75 100</p> <p>50 75 100</p>
12	Diagram 1017.1 Stopping of vehicles prohibited for a time that is not continuous throughout the year		<p>50 75 100</p>