

## SCHEDULE 2

Signs that warn of hazards and signs for bridges and other structures


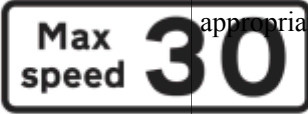

### PART 3

Supplementary associated plates for placing in combination with signs in Part 2


1. A warning, information or restriction of a description specified in column 2 of an item in the sign table must be conveyed by a supplementary associated plate which is of the size, colour and type provided for—

- in the diagram in column 3 of the item; or
- in that diagram varied in accordance with column 4.

**Sign table — Schedule 2, Part 3**

(1)	(2)	(3)	(4)
Item	Description	Diagram	Variants
1	Diagram 511  Reduction in speed necessary  for a change in road layout  ahead		62.5 75 100 125 150 200 The words “REDUCE SPEED NOW” may be varied to “HEAVY PLANT CROSSING” when used in combination with the sign shown in item 1, 2, 3, 4, 9, 10 or 11 of the Part 2 table
2	Diagram 513.2  Maximum speed in mph advised  at a bend or other hazard	50 62.5 75 100 125 	200 300 400 500 The numerals may be varied to the appropriate advised maximum speed
3	Diagram 817.2  Escape lane ahead for vehicles  unable to stop on a steep hill		50 62.5 75 100 125 1. The route symbol may be varied  2. “ahead” may be varied to a distance, varied to an arrow pointing to the left or to the right, or omitted

**Status:** This is the original version (as it was originally made). This item of legislation is currently only available in its original format.

(1) <i>Item</i>	(2) <i>Description</i>	(3) <i>Diagram</i>	(4) <i>Variants</i>
4	Diagram 513.1A  Risk of lorries overturning on adverse camber (with bend to the left) and maximum speed advised		<p>1. The symbol may be reversed when the bend is to the right</p> <p>2. The numerals indicating the maximum speed advised may be varied as appropriate</p> <p>3. The legend "Max speed 20" may be omitted</p> <p>— 50 min — 150 max — 100 min — 300 max</p>