

**Status:** This is the original version (as it was originally made). This item of legislation is currently only available in its original format.





SCHEDULE 10

Signs for speed limits

PART 2

Signs and road markings indicating speed limits

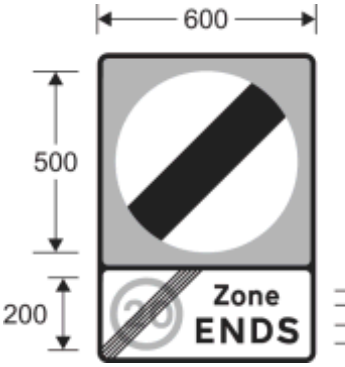
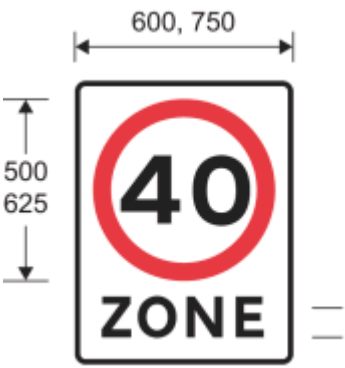
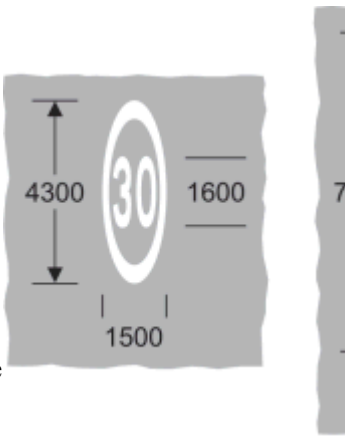
Sign table — Schedule 10, Part 2

(1) Item	(2) Description	(3) Diagram	(4) Permitted variants	(5) Applicable provision in Part 3	(6) Schedule 10 General Directions
1	Diagram 670  Maximum speed limit in mph	300 450 600 750 900 1200 1500 	1. The numerals may be varied  2. The diameter of the sign may be varied to 1300 mm when displayed as a variable message sign by means of light emitting characters and symbols	1, 2, 3	2, 4, 6
2	Diagram 671  National speed limits apply	450 600 750 900 1200 1500 		2, 3	3, 4
3	Diagram 672  Minimum speed limit in mph	300 450 600 900 	The numerals may be varied	2, 3	4
4	Diagram 673  End of minimum speed limit	600 900 	The numerals may be varied	2, 3	4

*Status: This is the original version (as it was originally made). This item of legislation is currently only available in its original format.*

(1) Item	(2) Description	(3) Diagram	(4) Permitted variants	(5) Applicable provision in Part 3	(6) Schedule 10 General Directions
5	Diagram 674  Entrance to a zone where a maximum speed limit of 20 mph is in force		<p>1. The place name may be varied, omitted or varied to a road safety slogan</p> <p>2. The symbol or pictogram in the lower panel may be varied or omitted</p> <p>3. The place name may be in any style of lettering. Any contrasting colours except red may be used for the place name and the background of that part of the sign. Advertising material or political slogans must not be included on the sign</p> <p>4 The lower panel may be omitted</p>	3	1, 4
6	Diagram 675A  End of a 20 mph speed limit zone with indication of maximum speed limit in mph		The numerals in the upper panel may be varied	3	4

**Status:** This is the original version (as it was originally made). This item of legislation is currently only available in its original format.

(1) Item	(2) Description	(3) Diagram	(4) Permitted variants	(5) Applicable provision in Part 3	(6) Schedule 10 General Directions
7	Diagram 675B  End of a 20 mph speed limit zone with indication that national speed limits apply			3	4
8	Diagram 676  Entrance to a zone where a maximum speed limit of 40 mph is in force			2, 3	4
9	Diagram 1065  Road marking indicating the maximum speed limit  (Alternative sizes)		The numerals may be varied	4	2, 4(a), 5