

Status: This is the original version (as it was originally made). This item of legislation is currently only available in its original format.

SCHEDULE 1

Regulation 11(2)

New diagrams for substitution into Schedule 6 to the 2002 regulations

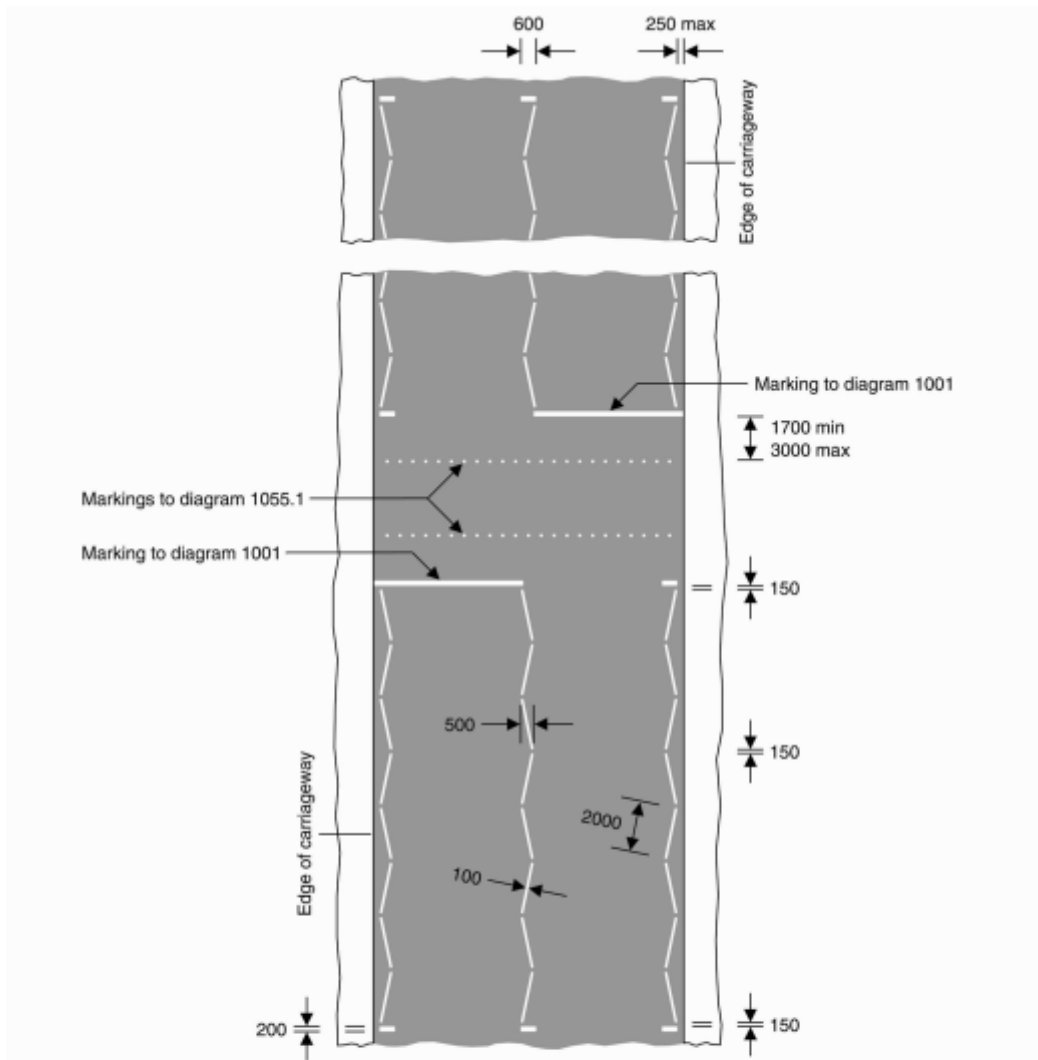


1001

Vehicular traffic must not proceed beyond the line when required to stop by light signals, by a constable in uniform or by a traffic warden

Item	
1	Regulations: 4, 31, 43, 52
2	Directions: 18, 46, 47, 54A, 56
3	Diagrams: 1001.3, 1055.1, 1055.2, 3000, 3000.1, 3000.2, 3000.7, 3000.8, 3000.9, 3000.10, 3013, 3014, 7011.2
4	Permitted variants: None
5	Illumination requirements: Schedule 17, item 12

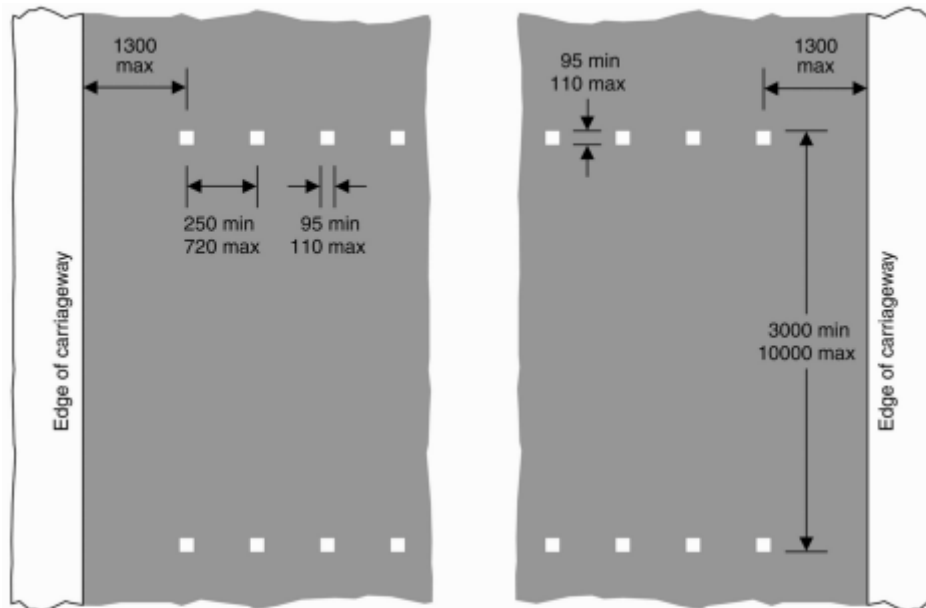
Status: This is the original version (as it was originally made). This item of legislation is currently only available in its original format.



1001.3
Zig-zag lines to indicate the requirements of regulations 27 and 28 at a signal-controlled crossing facility or portable signal-controlled pedestrian facility
(Shown in combination with diagrams 1001 and 1055.1)

Item	
1	Regulations: 4, 10, 27, 28, 31
2	Directions: 18, 49, 54A
3	Diagrams: 1001, 1055.1, 1055.2, 4002.1, 4003.1, 4003.2, 4003.4, 4003.5, 4003.7, 7011.2
4	Permitted variants: The marking and layout may be varied as prescribed in Schedule 4 to the Zebra, Pelican and Puffin Pedestrian Crossings Regulations and General Directions 1997 and shall comply with any requirements therein.
5	Illumination requirements: Schedule 17, item 12

Status: This is the original version (as it was originally made). This item of legislation is currently only available in its original format.



1055.1

- (a) Place suitable for pedestrians to cross a road at which traffic is subject to control by a constable in uniform or by a traffic warden, being control which is normally in operation during periods amounting in aggregate to not less than 20 hours in any week; or
- (b) the most suitable place for pedestrians to cross a carriageway within 10 metres of traffic light signals of the kind prescribed by regulation 33(1); or
- (c) place suitable for cyclists to cross a road at which cyclists are controlled by traffic light signals of the kind prescribed by regulation 33(2) and other vehicular traffic is controlled by traffic light signals of the kind prescribed by regulation 33(1); or
- (d) signal-controlled pedestrian facility; or
- (e) Toucan crossing; or
- (f) equestrian only crossing; or
- (g) portable signal-controlled pedestrian facility

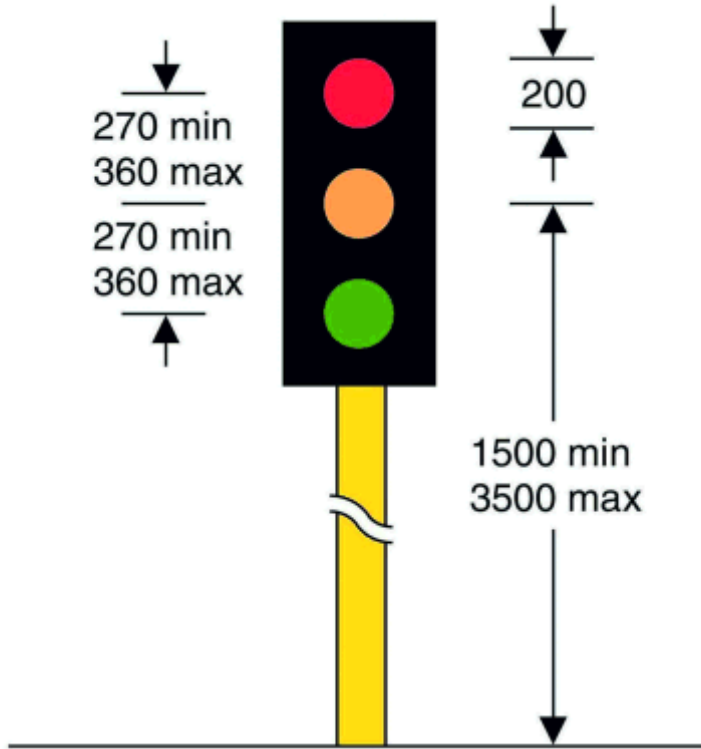
Item	
1	Regulations: 4, 11, 12, 31
2	Directions: 18, 54A
3	Diagrams: 1001, 1001.3, 3000, 3000.1, 3000.2, 3000.7, 3000.8, 3000.9, 3000.10, 4002.1, 4003.1, 4003.2, 4003.4, 4003.5, 4003.7, 7011.2
4	Permitted variants: The square marks may be varied to circular marks with a diameter between 95 mm and 110 mm. The number of marks shall be varied according to the width of the road. The minimum width of a crossing, other than a Toucan crossing, may be reduced from 3000 mm to 2400 mm
5	Illumination requirements: Schedule 17, item 12

Status: This is the original version (as it was originally made). This item of legislation is currently only available in its original format.

SCHEDULE 2

Regulation 11(3)

New diagram for substitution into Schedule 8 to the 2002 regulations



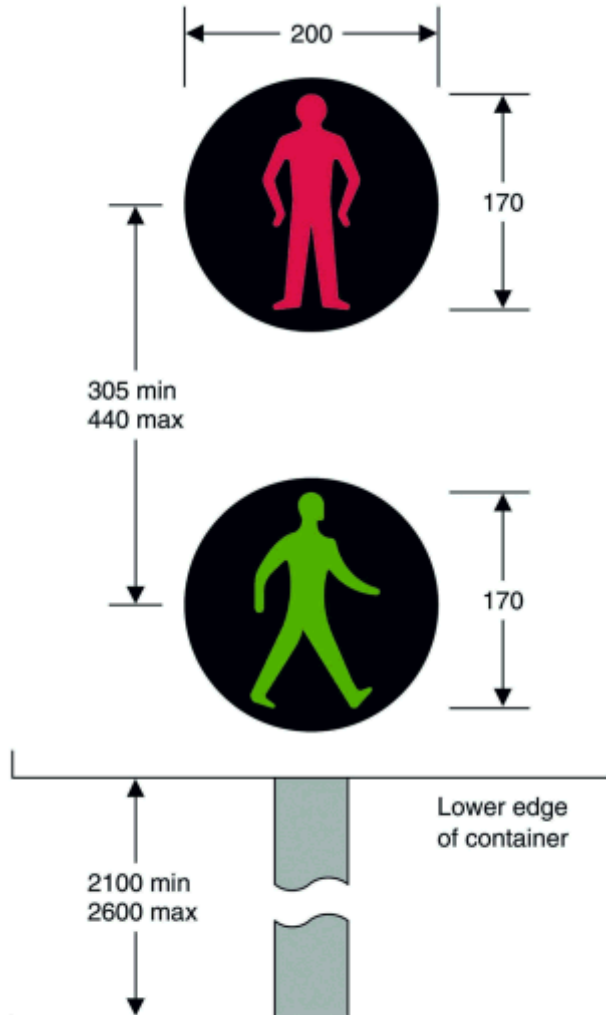
3000.1
Portable light signals

Item	
1	Regulations: 3, 10, 35, 36
2	Directions: 18, 42, 46, 53, 54A, 55, 56
3	Diagrams: 1001, 1055.1, 7011, 7011.1, 7011.2, 7027, 7028
4	Permitted variants: None

SCHEDULE 3

Regulation 11(4)

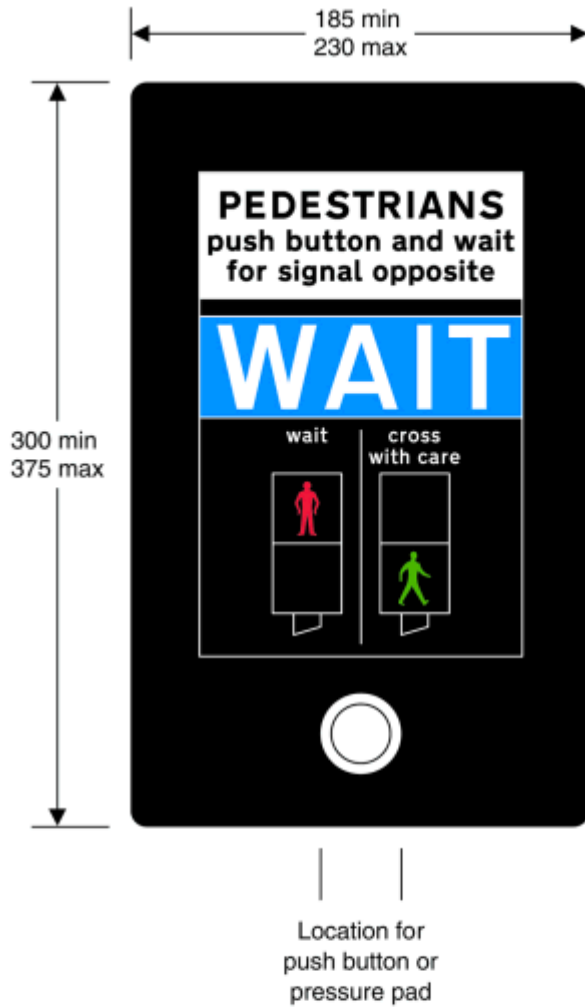
New diagrams for substitution into Schedule 9 to the 2002 regulations



4002.1
Light signals for pedestrians

Item	
1	Regulations: 4, 47, 47A
2	Directions: 18, 46, 49, 54, 54A, 55, 56
3	Diagrams: 1001.3, 1055.1, 1055.2, 4003, 4003.1
4	Permitted variants: None

Status: This is the original version (as it was originally made). This item of legislation is currently only available in its original format.

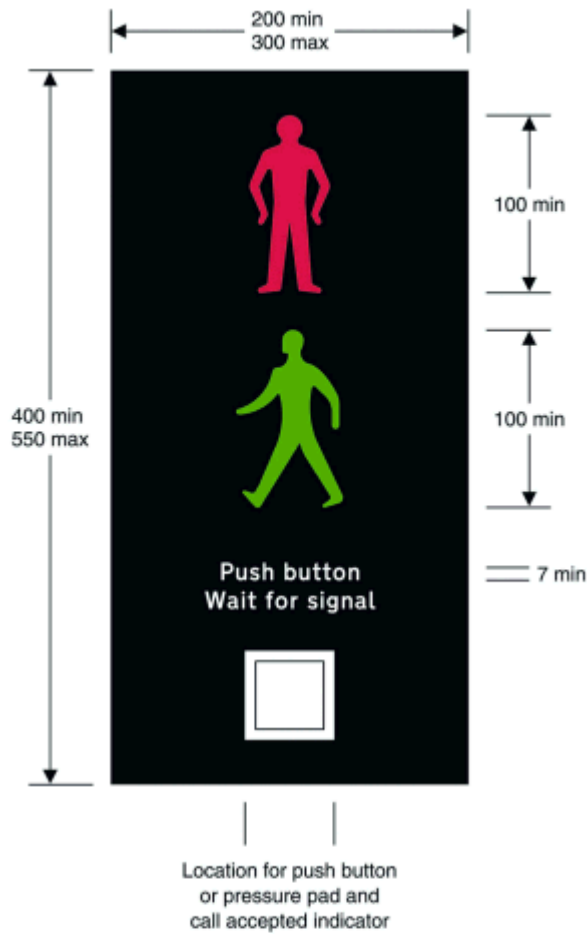


4003

Instructions to pedestrians above the push button control for calling up pedestrian phases at light signals

Item	
1	Regulations: 4, 47, 47A
2	Directions: 46, 54, 54A, 55, 56
3	Diagrams: 4002.1
4	Permitted variants: The legend "WAIT" may be illuminated in white, off-white or yellow

Status: This is the original version (as it was originally made). This item of legislation is currently only available in its original format.



4003.1

Near side light signals and instructions for pedestrians at a pedestrian facility controlled by light signals

Item	
1	Regulations: 4, 47, 47A
2	Directions: 18, 46, 54, 54A, 55, 56
3	Diagrams: 1001.3, 1055.1, 1055.2, 4002.1
4	Permitted variants: Schedule 16, item 28 The horizontal positions of the red and green figures may be varied independently of each other. Multiple red and green figures may be provided. The face containing the signal and instructions may be curved and may comprise more than one unit. The legend "Stand on mat" may be added between the legends "Push button" and "Wait for signal"

Status: This is the original version (as it was originally made). This item of legislation is currently only available in its original format.

SCHEDULE 4

Regulation 11(5)

New diagram for insertion into Schedule 12 to the 2002 regulations



7011.2

Instruction to vehicular traffic at a portable signal-controlled pedestrian facility

Item	
1	Regulations: 4, 43
2	Directions: 36, 54A
3	Diagrams: 1001, 1001.3, 1055.1, 3000.1
4	Permitted variants: None
5	Illumination requirements: Schedule 17, item 1

PART 2

The Traffic Signs (Amendment) General Directions 2011

Citation, commencement and interpretation

- 1.—(1) These general directions—
 - (a) may be cited as the Traffic Signs (Amendment) General Directions 2011;
 - (b) together with the regulations contained in Part 1 of this instrument, may be cited as the Traffic Signs (Amendment) Regulations and General Directions 2011; and
 - (c) come into force on 9th May 2011.
- (2) In these general directions—
 - (a) “the 1984 Act” means the Road Traffic Regulation Act 1984(1);
 - (b) “the 2002 general directions” means the Traffic Signs General Directions 2002(2); and

(1) 1984 c.27.

(2) Part II of S.I. 2002/3113. Relevant amendments were made by S.I. 2005/1670.

- (c) “the 2002 regulations” means the Traffic Signs Regulations 2002(3).

Preliminary

2. The 2002 general directions are amended as follows.

Amendment of direction 3

3. In direction 3 (interpretation—general)—
- (a) for paragraph (1), substitute—
- “(1) In these Directions—
- (a) “one-way road” means a road on which the driving of vehicles otherwise than in one particular direction is prohibited;
- (b) “two-way street” means a road which is not a one-way road;
- (c) “the Regulations” means the Traffic Signs Regulations 2002; and
- (d) the expressions listed in paragraph (2) have the same meaning as in the Regulations.”; and
- (b) in paragraph (2), after ““plate”,” insert ““portable signal-controlled pedestrian facility”,”.

Amendment of direction 18

4. In direction 18 (road markings to be placed only in conjunction with other road markings or specified signs (except road markings for prohibitions and restrictions on waiting etc)), in table 1 in paragraph (1)—
- (a) in column (2) of item 4, after “1001.3” insert “except when placed at a portable signal-controlled pedestrian facility”; and
- (b) after item 4, insert—

“4A.	1001.3 when placed at a portable signal-controlled pedestrian facility where all streams of vehicular traffic are stopped only for the purpose of enabling pedestrians to cross the carriageway	1001 together with— (a) 1055.1; and (b) 4002.1”
------	---	---

Amendment of direction 46

- 5.—(1) Direction 46 (mounting and backing of light signals, matrix signs and warning lights) is amended as follows.
- (2) In paragraph (1), after “47,” insert “47A,”.
- (3) In paragraph (6), for “Without prejudice to paragraph (8) and subject to the exceptions in paragraph (7)” substitute “Subject to paragraphs (7), (8) and (9)”.
- (4) After paragraph (8), insert—
- “(9) The light signals prescribed by regulation 47A, instead of being mounted on a post coloured in accordance with paragraph (6), may be mounted on a post coloured yellow (but having no yellow or white band as specified in paragraph (7)) or on a tripod or other support coloured yellow.”.

(3) Part I of S.I. 2002/3113. Relevant amending instruments are S.I. 2005/1670, 2005/3225 (W.237), 2006/2083, 2008/2177 and 2011/935.

Status: This is the original version (as it was originally made). This item of legislation is currently only available in its original format.

Amendment of direction 49

6. In direction 49 (placing of road marking shown in diagram 1001.3 (zig-zag lines)), in paragraph (1)(a), after “diagram” insert “4002.1,”.

Amendment of direction 53

7. In direction 53 (placing of portable light signals prescribed by regulation 35), in paragraph (2)(d)(ii), for “within” substitute “into and out of”.

New direction 53A

8. After direction 53, insert—

“Placing of portable signal-controlled pedestrian facilities

53A.—(1) A traffic authority may, pursuant to section 65(1) of the 1984 Act, cause or permit the placing of a portable signal-controlled pedestrian facility if and only if—

- (a) permission is given in writing; and
- (b) the written permission of the authority includes express approval to the placing of the facility at a particular site.

(2) Nothing in this direction is to be taken to limit or affect the powers of a constable or the chief officer of police under section 67(1) of the 1984 Act (placing of temporary traffic signs on roads in extraordinary circumstances).”.

Amendment of direction 54

9. In direction 54 (placing of signals and other signs at crossings), for “The Schedule to these Directions” substitute “Schedule 1 to these Directions”.

New direction 54A

10. After direction 54, insert—

“Placing of signals and other signs at portable signal-controlled pedestrian facilities

54A. Schedule 2 to these Directions shall have effect with regard to the placing of—

- (a) vehicular light signals;
- (b) pedestrian light signals; and
- (c) other signs,

at portable signal-controlled pedestrian facilities where all streams of vehicular traffic are stopped only for the purpose of enabling pedestrians to cross the carriageway.”.

Amendment of direction 55

11. In direction 55 (placing of various light signals), for paragraph (7), substitute—

“(7) The light signals shown in diagram 4002.1 may be placed only in conjunction with the light signals prescribed by regulation 33(1) or (2) or 35.”.

Amendment of direction 56

12. In direction 56 (approval of types of sign and signals by the Secretary of State)—

- (a) in paragraph (2)(a), after “47,” insert “47A,”; and
- (b) in paragraph (2)(d), after “47” insert “, 47A”.

Amendment of schedule to the general directions

13.—(1) At the start of the schedule to the 2002 general directions (placing of signals and other signs at signal-controlled crossing facilities), for the heading “SCHEDULE” substitute “SCHEDULE 1”.

(2) In that schedule, omit the definition of “one-way road” and the definition of “two-way street”.

New Schedule 2

14. After the schedule to the 2002 general directions, insert the schedule set out in the schedule to these general directions.

Savings

15.—(1) Subject to paragraph (5), so long as the condition in paragraph (3) is complied with, direction 49(2) of the 2002 general directions shall not apply in the circumstances specified in paragraph (2).

(2) The circumstances are where, in accordance with an authorisation given under section 64(1) or (2) of the 1984 Act, a relevant crossing facility—

- (a) at which there is (and was immediately before the coming into force of these general directions) placed the signal shown in diagram 4002.1; and
- (b) at which there is not (and was not immediately before the coming into force of these general directions) placed any of the signals shown in diagrams 4003.2, 4003.4, 4003.5 and 4003.7,

has been provided on a road before the coming into force of these general directions but without the placing of zig-zag lines on the approaches as mentioned in direction 49(2) of the 2002 general directions.

(3) The condition is that the signs and markings indicating the facility are maintained in accordance with—

- (a) the authorisation under which they were placed; and
- (b) any special directions under section 65 of the 1984 Act that were given in conjunction with that authorisation.

(4) In this direction, “relevant crossing facility” has the meaning given by direction 49(1) of the 2002 general directions as amended by these general directions.

(5) Paragraphs (1), (2) and (3) shall cease to have effect on the expiry of the period of two years beginning with the date on which these general directions come into force.

Status: This is the original version (as it was originally made). This item of legislation is currently only available in its original format.

SCHEDULE

Direction 14

Schedule to be inserted after the schedule to the 2002 general directions

“SCHEDULE 2

Direction 54A

PLACING OF SIGNALS AND OTHER SIGNS AT PORTABLE
SIGNAL-CONTROLLED PEDESTRIAN FACILITIES

Interpretation

1. In this Schedule—

“approaching vehicular traffic” in relation to a portable crossing means vehicular traffic approaching the crossing along the carriageway across which the crossing is placed;

“far side signals” means light signals of the size, colour and type shown in diagram 4002.1;

“push button device” means—

(a) a sign of the size, colour and type shown in diagram 4003; or

(b) a sign—

(i) of the size, colour and type of only the part of the sign shown in diagram 4003.1 which includes the push button and the legend above it; and

(ii) which, whilst the red signal is illuminated, in some way indicates to pedestrians whether the push button device has been activated.

“system of staggered portable crossings” means two portable crossings provided on a road on which there is a central reservation and where—

(a) there is one portable crossing on each side of the central reservation; and

(b) taken together the two portable crossings do not lie in a straight line;

“portable crossing” means a portable signal-controlled pedestrian facility; and

references to the left or right hand side of a portable crossing are to the left or right hand side as viewed by approaching vehicular traffic.

Vehicular light signals on a two-way street

2. Subject to paragraph 4, on a two-way street, the number and disposition of light signals of the kind prescribed by regulation 35 which are placed at a portable crossing to control approaching vehicular traffic shall, in the case of a crossing of the type specified in column (2) of an item in the table, be as specified in column (3) of that item.

Table

<i>(1)</i> <i>Item</i>	<i>(2)</i> <i>Type of crossing on a two-way street</i>	<i>(3)</i> <i>Light signals to control approaching vehicular traffic</i>
1.	Portable crossing not forming part of a system of staggered portable crossings and not having a refuge or central reservation within the limits of the crossing	One primary signal on the left hand side of the crossing and one secondary signal on the right hand side of the crossing

Status: This is the original version (as it was originally made). This item of legislation is currently only available in its original format.

(1) Item	(2) Type of crossing on a two-way street	(3) Light signals to control approaching vehicular traffic
2.	Portable crossing not forming part of a system of staggered portable crossings and having a refuge or central reservation within the limits of the crossing	One primary signal on the left hand side of the crossing and one secondary signal on the right hand side of the crossing or on the refuge or central reservation
3.	Portable crossing forming part of a system of staggered portable crossings	One primary signal on the left hand side of the crossing and one other signal, which may be either a primary signal or a secondary signal, on the right hand side of the crossing

Vehicular light signals on a one-way road

3. Subject to paragraph 4, on a one-way road, the number and disposition of light signals of the kind prescribed by regulation 35 to be placed at a portable crossing to control approaching vehicular traffic shall, in the case of a crossing of the type specified in column (2) of an item in the table, be as specified in column (3) of that item.

Table

(1) Item	(2) Type of crossing on a one-way road	(3) Light signals to control approaching vehicular traffic
1.	Portable crossing not forming part of a system of staggered portable crossings and not having a refuge or central reservation within the limits of the crossing	One primary signal on the left hand side of the crossing and a signal, which may be either a primary signal or a secondary signal, on the right hand side of the crossing
2.	Portable crossing not forming part of a system of staggered portable crossings and having a refuge or central reservation within the limits of the crossing	One primary signal on each side of the crossing and a signal, which may be either a primary signal (in which case it must be on the refuge or the central reservation) or a secondary signal
3.	Portable crossing forming part of a system of staggered portable crossings	One primary signal on the left hand side of the crossing and a signal, which may be either a primary signal or a secondary signal, on the right hand side of the crossing

Additional vehicular light signals at portable crossings

4. In addition to the signals required to be placed at a portable crossing by paragraph 2 or 3, the traffic authority may cause or permit to be placed such other primary or secondary signals as it thinks fit.

Far side light signals at portable crossings

5.—(1) At least one set of far side signals and one push button device shall be placed at each end of a portable crossing.

Status: This is the original version (as it was originally made). This item of legislation is currently only available in its original format.

(2) Each set of far side signals shall be so placed as to be clearly visible to any person on the opposite side of the portable crossing who wishes to use the crossing.

(3) Each push button device shall be so placed that the push button on it may be reached by any person wishing to press it.

(4) Where far side signals and push button devices have been placed at a portable crossing in accordance with this paragraph, there may be placed at the crossing as many devices of the kind mentioned in regulation 47A(7) as the traffic authority thinks fit.

Additional signs and road markings at portable crossings

6. In addition to the signals required by this schedule to be placed at a portable crossing—
 - (a) the sign shown in diagram 7011.2—
 - (i) shall be placed to control approaching vehicular traffic; and
 - (ii) shall be so placed that it faces the stream of traffic to which it is intended to convey the meaning prescribed by regulation 43; and
 - (b) any or all of the following may be placed at the crossing—
 - (i) the road marking shown in diagram 1001;
 - (ii) the road marking shown in diagram 1001.3 (but only when placed in conjunction with the road markings shown in diagrams 1001 and 1055.1);
 - (iii) the road marking shown in diagram 1055.1.”