

## SCHEDULE 10

### Schedule of Forms

#### Interpretation

**1.** In this Schedule—

“CMER” means the Constituency Members Election Rules in Schedule 1 or 5;

“LMER” means the London Members Election Rules in Schedule 2 or 6;

“MER” means the Mayoral Election Rules in Schedule 3 or 7.

**2.** The forms in this Schedule may be adapted so far as circumstances require, but any adaptation made by the CRO must, where appropriate, be in compliance with any direction issued by the GLRO under rule 11.

#### Forms

Form 1: Nomination paper (constituency and individual London member candidates)

Form 2: Nomination paper (London member party list candidates)

Form 3: Nomination paper (Mayor of London candidates)

Form 4: Candidates consent to nomination

Form 5: Ballot paper for constituency member elections

Form 6: Ballot paper for London members elections

Form 7: Ballot paper for mayoral elections

Form 8: Corresponding number list L1

Form 9: Corresponding number list L2

Form 10: Postal voting statement (constituency member or mayoral by-election)

Form 11: Postal voting statement (ordinary election)

Form 12: Official poll card

Form 13: Official postal poll card

Form 14: Official proxy poll card

Form 15: Official proxy postal poll card

Form 16: Notices for the guidance of voters at by –elections and Ordinary elections

Form 17: Notices for guidance of voters at Authority elections combined with another election

Form 18: Certificate of employment

Form 19: Declaration to be made by the companion of a voter with disabilities

Form 20: Election agent’s declaration as to election expenses (list candidates)

Form 21: List candidate’s declaration as to election expenses

**Status:** This is the original version (as it was originally made).

# Form 1 – Constituency Member and London Member (individual) Candidates

CMER rule 6 and LMER rule 6

## Form of Nomination Paper

Office Use Only

Date delivered	Time delivered	Initials
----------------	----------------	----------

### ELECTION OF \*[CONSTITUENCY][LONDON] MEMBERS (INDIVIDUAL CANDIDATE) OF THE LONDON ASSEMBLY

*\*delete whichever is inappropriate*

..... Constituency

Date of election .....

Candidate's Surname .....

Other Names (in full) .....

Commonly used Surname (if any) .....

Commonly used Forenames (if any) .....

Description (if any) .....  
(for ballot paper – not to exceed six words)

Home Address (in full) .....

Signature .....

Name (CAPITAL LETTERS) .....

Date .....

### NOTES

1. The attention of candidates and election agents is drawn to the rules for filling up nomination papers and other provisions relating to nomination and deposits contained in the Constituency Members Election Rules and the London Members Election Rules.
2. Where a candidate is commonly known by some title they may be described by their title as if it were part of their surname.
3. Where a candidate commonly uses a name which is different from any other name they have, the commonly used name may also appear on the nomination paper, but if it does so, the commonly used name (instead of any other name) will appear on the ballot paper.
4. The ballot paper will show the other name if the GLRO or CRO (as applicable) thinks that the use of the commonly used name may
  - (a) be likely to mislead or confuse electors, or
  - (b) that the commonly used name is obscene or offensive.

**Status:** This is the original version (as it was originally made).

Form 2 – London Member (party list) Candidates

**LMER rule 7**

**Form of Nomination Paper**

Office Use Only		
Date delivered	Time delivered	Initials

**ELECTION OF LONDON MEMBERS (LIST CANDIDATES)  
OF THE LONDON ASSEMBLY**

Date of election .....

Name of Registered Political Party .....

Candidate's surname	Other forenames in full	Commonly used surname (if any)	Commonly used forenames (if any)	Home Address in full
1.				
2.				
25.				

This list is issued by the \*party's nominating officer/\*a person authorised in writing by the party's nominating officer.

*\*delete whichever is inappropriate*

*[If this form is to be signed by a person authorised by the nominating officer, a copy of the authorisation should be supplied].*

Signature .....

Name (CAPITAL LETTERS) .....

Date .....

**NOTES**

1. The attention of the registered nominating officer or the person authorised by him is drawn to the rules for filling up the nomination paper and other provisions relating to nomination and deposits contained in the London Members Election Rules.
2. Where a candidate included in party list is commonly known by some title they may be described by their title as if it were part of their surname.
3. Where a candidate included in party list uses a name which is different from any other name they have, the commonly used name (instead of any other name) will appear on the ballot paper.
4. The ballot paper will show the other name if the GLRO thinks that the commonly used name may
  - (a) be likely to mislead or confuse electors, or
  - (b) that the commonly used name is obscene or offensive.

*Status: This is the original version (as it was originally made).*

Form 3 – Candidate to be the Mayor of London

MER rule 6

Form of Nomination Paper

Office Use Only

Date delivered	Time delivered	Initials

ELECTION OF THE MAYOR OF LONDON

Date of Election .....

We, the undersigned, being persons entitled to mayoral votes as electors at an ordinary election, do hereby nominate the person whose name appears below as a candidate to be the Mayor of London. At least ten of us are ordinarily resident in the City. In relation to each London borough, at least ten of us are ordinarily resident there.

Candidate's surname	Other forenames in full	Commonly used surname (if any)	Commonly used forenames (if any)	Description (if any) use no more than six words	Home Address in full

Electoral Areas	Signatures	Print Name	Electoral Number
<b>Barking &amp; Dagenham</b>			
1			
2			
3			
4			
5			
6			
7			
8			
9			
10			
<b>Barnet</b>			
1			
2			
3			
4			
5			
6			
7			
8			
9			
10			
<b>Bexley</b>			
1 – 10			
<b>Brent</b>			
1 – 10			
<b>Bromley</b>			
1 – 10			
<b>Camden</b>			
1 – 10			
<b>City of London</b>			
1 – 10			

Croydon 1 – 10			
Ealing 1 – 10			
Enfield 1 – 10			
Greenwich 1 – 10			
Hackney 1 – 10			
Hammersmith & Fulham 1 – 10			
Haringey 1 – 10			
Harrow 1 – 10			
Havering 1 – 10			
Hillingdon 1 – 10			
Hounslow 1 – 10			
Islington 1 – 10			
Kensington & Chelsea 1 – 10			
Kingston-upon-Thames 1 – 10			
Lambeth 1 – 10			
Lewisham 1 – 10			
Merton 1 – 10			
Newham 1 – 10			
Redbridge 1 – 10			
Richmond-upon-Thames 1 – 10			
Southwark 1 – 10			
Sutton 1 – 10			
Tower Hamlets 1 – 10			
Waltham Forest 1 – 10			
Wandsworth 1 – 10			
Westminster 1 – 10			

NOTES

*Status: This is the original version (as it was originally made).*

1. The attention of candidates and election agents is drawn to the rules for filling up nomination papers and other provisions relating to nomination and deposits contained in the Mayoral Election Rules ("MER").
2. Where a candidate is commonly known by some title they may be described by their title as if it were part of their surname.
3. Where a candidate commonly uses a name which is different from any other name they have, the commonly used name may also appear on the nomination paper, but if it does so, the commonly used name (instead of any other name) will appear on the ballot paper
4. The ballot paper will show the other name if the GLRO thinks that the use of the commonly used name may
  - (a) be likely to mislead or confuse electors, or
  - (b) that the commonly used name is obscene or offensive.
5. A person's electoral number is his number in the register to be used at the election, including the distinctive letter of the parliamentary polling district in which he is registered.
6. An elector may not subscribe more than one nomination paper for the same Mayor of London election.
7. In this form "elector" –
  - (a) means a person whose name is registered in the register of local government electors for the electoral area in question on the last day for the publication of notice of election; and
  - (b) includes a person then shown in the register as below voting age if (but only if) it appears from the register that he will be of voting age on the day fixed for the poll.
8. However, a person who has an anonymous entry in the register of local government electors cannot nominate a candidate for election.

**Form 4 – Candidates Consent to Nomination**

CMER rule 7, LMER rule 9, MER rule 8

**GREATER LONDON AUTHORITY**

ELECTION OF \*CONSTITUENCY/\*LONDON ASSEMBLY MEMBERS/\*THE MAYOR OF

LONDON ..... Constituency

*\*delete whichever is inappropriate*

Date of election .....

I (name in full) .....

Of (home address in full) .....

hereby consent to my nomination as a candidate for election as \*the constituency member for the Assembly constituency of..... /\*a London Member of the London Assembly/\*the Mayor of London

*\*delete whichever is inappropriate*

I declare that on the day of my nomination I am qualified and that, if there is a poll on the day of election, I will be qualified to be so elected by virtue of being on that day or those days a qualifying Commonwealth citizen, a citizen of the Republic of Ireland or a citizen of another Member State of the European Community, who has attained the age of 18 years and that

\* (a) I am registered as a local government elector for the election named above in respect of (qualifying address in full) ..... in the London Borough of (insert name of borough) and my electoral number (see Note below) is.....; or

\* (b) I have during the whole of the 12 months preceding that day or those days occupied as owner or tenant of the following land or other premises in the area [description and address of land or premises] .....; or

\* (c) my principal or only place of work during those 12 months has been in that area at [give address of place of work and, where appropriate, name of employer] .....; or

\* (d) I have during the whole of those twelve months resided in that area at (give address in full) .....

*\*delete whichever is inappropriate*

I declare that to the best of my knowledge and belief I am not disqualified for being elected by reason of any disqualification set out in section 21 of the Greater London Authority Act 1999, or specified in any order under subsection (1)(b) of that section, or any decision made under section 79 the Local Government Act 2000, (copies of which are printed overleaf).

Date of birth .....

Signature .....

Date .....

Signed in my presence

Signature of witness .....

Name and address of witness .....  
(WRITE CLEARLY)

Notes

1. A person's electoral number is his number in the register to be used at the election, including the distinctive letter of the parliamentary polling district in which he is registered.
2. A candidate who is qualified by more than one qualification may complete any of those that may apply.

**Back of form**

Set out sections 21 of the Greater London Authority Act 1999 and section 79 of the Local Government Act 2000 (as amended from time to time).

Status: This is the original version (as it was originally made).






Form 5 – Ballot paper for Constituency Member elections

CMER rule 17

Election of the London Assembly  
Constituency Member – [name of constituency]

Front of Ballot Paper

Vote once (X) in one blank box

	1	<b>BASWRA</b> Paresh Baswra Liberal Democrat	
	2	<b>CRANLEY</b> Alana Cranley Green Party	
	3	<b>EDGBASTON</b> Richard Edgbaston The Common Good Party	
	4	<b>GUNNIL-WALKER</b> Roger Gunnil-Walker The Labour Party Candidate	
	5	<b>SMITH</b> CATHERINE ANGELINA Smith Independent	
	6	<b>SMITH</b> KEITH JAMES Smith The Conservative Party Candidate	

Back of Ballot Paper

Ballot Paper Number  
Unique Identifying Mark

Election for ..... (insert description of election(s))

on ..... 20 ..



## Directions as to Printing the Ballot Paper

CMER rule 17(3)

1. Nothing is to be printed on the ballot paper except in accordance with these directions.
2. So far as practicable, the following arrangements shall be observed in the printing of the ballot paper:-
  - (a) no word shall be printed on the face except –
    - (i) the headings “Election of the London Assembly” and “Constituency Member” – “[Name of constituency]”;
    - (ii) the direction “Vote once (X) in one blank box”
    - (iii) the particulars of the candidates; and
    - (iv) the words forming part of emblems;
  - (b) no rule shall be printed on the face except the horizontal rule separating the direction mentioned in paragraph (a) above from the particulars of the candidates and the horizontal rules separating the particulars of the candidates from one another and the vertical rules separating those particulars from the spaces on the right where the vote is to be marked;
  - (c) the whole space between the top and the bottom of the paper shall be equally divided between the direction mentioned in paragraph (a) above and each of the candidates by the horizontal rules mentioned in paragraph (b) above.

Nothing in paragraph 2 prohibits the use of A4 ballot papers with clearly defined blank space for electronic counting purposes if the GLRO or CRO (as applicable) thinks it is appropriate.

Nothing in paragraph 2 prohibits the face of the ballot paper containing more than one column of numbers, candidate’s particulars and spaces where the vote is to be marked. If the GLRO or CRO thinks it is appropriate for the ballot paper to be printed with more than one column, in such a case, each column must be separated by a double vertical rule.

3. The words mentioned in paragraph 2(a)(i) and (ii) above may be printed in upper and lower case.
4. The surname of each candidate shall in all cases be printed by itself in large capitals.
5. The full particulars of each candidate shall be set out below their surname and shall be printed in ordinary type except that small capitals shall be used –
  - (a) if their surname is the same as another candidate’s, for their other names; and
  - (b) if their other names are also the same as the other candidate’s for his description unless each of them is the same as that of another candidate with the same surname and other names.
6. Where an emblem is to be printed against a candidate’s particulars –
  - (a) it shall be printed to the left of the ballot paper before the number of the candidate; and
  - (b) its size as printed shall not exceed two centimetres square.
7. The number and other unique identifying mark shall be printed on the back of the ballot paper.
8. Where votes are to be counted electronically the words DO NOT FOLD may be printed on the reverse of the ballot papers to be used at polling stations.

*Status: This is the original version (as it was originally made).*

Form 6 – Ballot paper for London Members elections

LMER rule 18

## Election of the London Assembly London Member

Front of Ballot Paper

Vote once (X) in one blank box

	1	THE COMMON GOOD PARTY	
	2	CONSERVATIVE PARTY	
	3	THE GREEN PARTY	
	4	THE LABOUR PARTY	
	5	THE LIBERAL DEMOCRAT PARTY	
	6	<b>WILLIAMS</b> Keith James Williams  Independent	

Back of Ballot Paper

Ballot Paper Number  
Unique Identifying Mark

Election for ..... (insert description of election(s))

on ..... 20 ..

## Directions as to Printing the Ballot Paper

LMER rule 18(4)

1. Nothing is to be printed on the ballot paper except in accordance with these directions.
2. So far as practicable, the following arrangements shall be observed in the printing of the ballot paper:-
  - (a) no word shall be printed on the face except –
    - (v) the headings “Election of the London Assembly”, and “London Member”;
    - (vi) the direction “Vote once (X) in one blank box”
    - (vii) the particulars of the candidates; and
    - (viii) words forming part of emblems;
  - (b) no rule shall be printed on the face except the horizontal rule separating the direction mentioned in paragraph (a) above from the particulars of the candidates and the horizontal rules separating the particulars of the candidates from one another and the vertical rules separating those particulars from the spaces on the right where the vote is to be marked;
  - (c) the whole space between the top and bottom of the paper shall be equally divided between the direction mentioned in paragraph (a) above and each of the candidates by the horizontal rules mentioned in paragraph (b) above.

Nothing in paragraph 2 prohibits the use of A4 ballot papers with clearly defined blank space for electronic counting purposes if the GLRO thinks it is appropriate.

Nothing in paragraph 2 prohibits the face of the ballot paper containing more than one column of numbers, candidate’s particulars and spaces where the vote is to be marked. If the GLRO thinks it is appropriate for the ballot paper to be printed with more than one column, in such a case, each column must be separated by a double vertical rule.

3. The words mentioned in paragraph 2(a)(i) and (ii) above may be printed in upper and lower case.
4. The name of each party and surname of individual candidate shall in all cases be printed by itself in large capitals, and their full particulars shall be set out below it and shall be printed in ordinary type except that small capitals shall be used –
  - (c) if the surname is the same as another candidate’s, for their other names; and
  - (d) if the other names are also the same as the other candidate’s for his description unless each of them is the same as that of another candidate with the same surname and other names.
5. Where an emblem is to be printed against a candidate’s particulars –
  - (a) it shall be printed to the left of the ballot paper before the number of the candidate; and
  - (b) its size as printed shall not exceed two centimetres square.
6. The number and other unique identifying mark shall be printed on the back of the ballot paper.
7. Where votes are to be counted electronically the words DO NOT FOLD may be printed on the reverse of the ballot papers to be used at polling stations.

**Status:** This is the original version (as it was originally made).

Form 7 – Ballot paper for Mayoral Elections






**MER rule 17**

## Election of the Mayor

### Front of Ballot Paper

Vote once (X) in column one for your first choice

Vote once (X) in column two for your second choice

		Column One (First Choice)	Column Two (Second Choice)
	1 <b>BASWRA</b> Paresh Baswra Liberal Democrat		
	2 <b>CRANLEY</b> Alana Cranley Green Party		
	3 <b>EDGBASTON</b> Richard Edgbaston The Common Good Party		
	4 <b>GUNNIL-WALKER</b> Roger Gunnil-Walker The Labour Party Candidate		
	5 <b>SMITH</b> CATHERINE ANGELINA Smith Independent		
	6 <b>SMITH</b> KEITH JAMES Smith The Conservative Party Candidate		

### Back of Ballot Paper

Ballot Paper Number

Unique Identifying Mark

Election for ..... (insert description of election(s))

on .....20 ..

## **Directions as to Printing the Ballot Paper**

MER rule 17(3)

1. Nothing is to be printed on the ballot paper except in accordance with these directions.
  2. So far as practicable, the following arrangements shall be observed in the printing of the ballot paper:-
    - (a) no word shall be printed on the face except the heading "Election of the Mayor", the direction "Vote once (X) in column one for your first choice, Vote once (X) in column two for your second choice", the indications "column one first choice" and "column two second choice", the particulars of the candidates and words forming part of emblems. Where there are only two candidates for the office of Mayor references to columns may be omitted. Where the GLRO thinks it is appropriate for the face of the ballot paper to be printed with more than one column each column must be separated by a double vertical line and the words "in column one" and "in column two" and "column one" and "column two" may be omitted;
    - (b) no rule shall be printed on the face except the horizontal rule separating the direction mentioned in paragraph (a) above from the particulars of the candidates and the horizontal rules separating the particulars of the candidates from one another and the vertical rules separating those particulars from the numbers on the left-hand-side and the spaces on the right where the vote is to be marked and the vertical rule separating the columns in which the first and second preference votes are to be marked;
    - (c) the whole space between the top and the bottom of the paper shall be equally divided between the direction mentioned in paragraph (a) above and each of the candidates by the horizontal rules mentioned in paragraph (b) above.
- Nothing in paragraph 2 prohibits the use of A4 ballot papers with clearly defined blank space for electronic counting purposes if the GLRO thinks it is appropriate.
- Nothing in paragraph 2 prohibits the face of the ballot paper containing more than one column of numbers, candidate's particulars and spaces where the vote is to be marked. If the GLRO thinks it is appropriate for the ballot paper to be printed with more than one column, in such a case, each column must be separated by a double vertical rule.
3. The words mentioned in paragraph 2(a) above may be printed in upper and lower case.
  4. The surname of each candidate shall in all cases be printed by itself in large capitals, and their full particulars shall be set out below it and shall be printed in ordinary type except that small capitals shall be used –
    - (a) if the surname is the same as another candidate's, for their other names; and
    - (b) if the other names are also the same as the other candidate's, either for their home address or for his description unless each of them is the same as that of another candidate with the same surname and other names.
  5. Where an emblem is to be printed against a candidate's particulars –
    - (a) it shall be printed between the candidate's particulars and the vertical rule separating the candidate's particulars from the spaces where the vote is to be marked; and
    - (b) its size as printed shall not exceed two centimetres square.
  6. The number and other unique identifying mark shall be printed on the back of the ballot paper.
  7. Where votes are to be counted electronically the words DO NOT FOLD may be printed on the reverse of the ballot papers to be used at polling stations.

14

Form 9		CMER rule 18, LMER rule 19, MER rule 18		
<p>Corresponding Number List – L2 (to be used in polling stations at a Greater London Authority election taken alone)</p> <p>Electoral Area: _____</p> <p>Date of Poll: _____</p> <p>Polling Station: _____</p> <p>Sheet No: _____</p>				
Mayor Ballot Paper Number	Constituency Ballot Paper Number	London Member Ballot Paper Number	Elector Number	Spoilt

**Status:** This is the original version (as it was originally made).

Form 10 – form of postal voting statement (Constituency and Mayoral elections otherwise than at ordinary elections)

CMER rule 23, LMER rule 24, MER rule 23

### Postal Voting Statement

\*Voter's name: ..... Ballot paper No. ....  
 \*(Constituency Returning Officer to insert name but omit where ballot papers sent to an anonymous elector)  
 [other identifying mark]

**You must provide your [# signature and] date of birth. If you do not, the postal voting statement will be invalid and your vote will not be counted.**

I AM THE PERSON THE BALLOT PAPER NUMBERED ABOVE WAS SENT TO

Date of birth 

--	--	--	--	--	--

 (voter's date of birth)  
                                     DAY                    MONTH                    YEAR

#Signature  
(Please use  
black pen)

--

(voter's signature)  
IMPORTANT – Keep  
signature within border

\*(Constituency Returning Officer to omit where a person has been granted a waiver)

**Electoral fraud is a crime. You must not vote using a ballot paper that is not addressed to you or interfere with another voter's ballot paper.**

PLEASE READ INSTRUCTIONS TO THE VOTER

Issued by the Constituency Returning Officer

#### INSTRUCTIONS TO THE VOTER

**Complete the ballot paper yourself and in private.**

**If you need help contact the Constituency Returning Officer's staff as shown below**

[contact details for assistance  
include address as appropriate]

1. You must provide your [# signature and] date of birth. If you do not, the postal voting statement will be invalid and your vote will not be counted.
2. (Constituency Members Election) Vote once (X) in one blank box.
3. \*[(London Mayoral Election) Vote once (X) in column one for your first choice and Vote once (X) in column two for your second choice.] \*(GLRO to amend as appropriate where more than one column is used or where there are only two candidates for the office of Mayor)
4. Do not mark your ballot paper in any other way or your votes may not be counted.
5. If you need help voting, the person helping you must not tell anyone how you voted.
6. Put the ballot paper in the small envelope marked **A** and seal it.
7. Complete the postal voting statement by signing it, and providing your date of birth.



**Status:** This is the original version (as it was originally made).

8. Then put the envelope marked **A** together with the postal voting statement in the larger envelope marked **B**. Return it straightaway.
9. After receiving this postal vote, you cannot vote in person at a polling station at this election.
10. If you accidentally spoil your ballot paper, you can apply to the Constituency Returning Officer for a replacement before 5 p.m. on [day/date of poll]. You must return the spoiled ballot papers, the postal voting statement, and the envelopes marked **A** and **B**. Make sure you contact the Constituency Returning Officer as soon as possible.

**!** Your ballot paper and the postal voting statement must be received by the Constituency Returning Officer by 10 p.m. on [day/date of poll]. You can deliver your completed postal vote to any polling station in your constituency on polling day.

Electoral fraud is a crime. You must not vote using a ballot paper that is not addressed to you or interfere with another voter's ballot paper.

It is illegal to vote more than once (unless you are appointed as a proxy for another elector) at the same election.

##(Constituency Returning Officer to omit where a person has been granted a waiver)

**Status:** This is the original version (as it was originally made).

**Form 11 – form of postal voting statement (Ordinary elections)**

**CMER rule 23, LMER 24, MER rule 23**

**Postal Voting Statement**

\*Voter's name: ..... Ballot paper Nos. ....  
 \*(Constituency Returning Officer to insert name but omit where ballot papers sent to an anonymous elector)  
 [other identifying marks]

**You must provide your [# signature and] date of birth. If you do not, the postal voting statement will be invalid and your vote will not be counted.**

I AM THE PERSON THE BALLOT PAPERS NUMBERED ABOVE WERE SENT TO

Date of birth 

--	--

--	--

--	--	--	--

 (voter's date of birth)  
    DAY     MONTH     YEAR

#Signature  
 (Please use  
 black pen)

--

(voter's signature)  
 IMPORTANT – Keep  
 signature within border

\*(Constituency Returning Officer to omit where a person has been granted a waiver)

**Electoral fraud is a crime. You must not vote using a ballot paper that is not addressed to you or interfere with another voter's ballot paper.**

PLEASE READ INSTRUCTIONS TO THE VOTER

Issued by the Constituency Returning Officer

**INSTRUCTIONS TO THE VOTER**

**Complete the ballot paper yourself and in private.  
 If you need help contact the Constituency Returning Officer's staff as shown below**

[contact details for assistance  
 include address as appropriate]

1. You must provide your [# signature and] date of birth. If you do not, this postal voting statement will be invalid and your vote(s) will not be counted.
2. When you are voting in a Greater London Authority election—

In the constituency members' election ([insert colour of ballot paper] ballot paper), Vote once (X) in one blank box.

In the London members' election ([insert colour of ballot paper] ballot paper), Vote once (X) in one blank box.

\*[In the London Mayoral election ([insert colour of ballot paper] ballot paper), Vote once (X) in column one for your first choice and Vote once (X) in column two for your second choice.] \*(GLRO to amend as appropriate where more than one column is used or where there are only two candidates for the office of Mayor)

*Status: This is the original version (as it was originally made).*

3. When you are voting in a local government election (*insert colour of ballot paper*) ballot paper), mark a cross (X) in the box on the right hand side of each ballot paper opposite the name of each candidate you are voting for. Vote for no more than [...] candidates.
4. When you are voting in a Parliamentary election (*insert colour of ballot paper*) ballot paper), mark a cross (X) in the box on the right hand side of the ballot paper opposite the name of the candidate you are voting for. Vote for ONE candidate only.
5. When you are voting in a European Parliamentary election (*insert colour of ballot paper*) ballot paper), mark a cross (X) in the box on the right hand side of the name of the party or individual candidate of your choice. Vote for ONE party or candidate only.
6. When you are voting in a [specify] election (*insert colour of ballot paper*) ballot paper), mark a cross (X) in the box on the right hand side of the name of the candidate(s) of your choice. Vote ONCE in column one for your FIRST CHOICE and ONCE in column two for your SECOND CHOICE.
7. [\* When you are voting in a referendum, mark a cross (X) in the box on the right hand side of the answer of your choice. Vote ONCE only.]
8. Do not mark your ballot papers in any other way or your votes may not be counted.
9. If you need help voting, the person helping you must not tell anyone how you voted.
10. Put all the ballot papers in the small envelope marked **A** and seal it.
11. Complete the postal voting statement by signing it, and providing your date of birth.
12. Then put the envelope marked **A** together with the postal voting statement in the larger envelope marked **B**. Return it straightaway.

After receiving this postal vote, you cannot vote in person at a polling station at this election.

If you accidentally spoil any of your ballot papers, you can apply to the Constituency Returning Officer for a replacement before 5 p.m. on [day/date of poll]. You must return all the ballot papers, the postal voting statement, and the envelopes marked **A** and **B**. Make sure you contact the Constituency Returning Officer as soon as possible.

**!** Your ballot papers and the postal voting statement must be received by the Constituency Returning Officer by 10 p.m. on [day/date of poll]. You can deliver your completed postal vote to any polling station in your electoral area/ward on polling day.

Electoral fraud is a crime. You must not vote using a ballot paper that is not addressed to you or interfere with another voter's ballot papers.

It is illegal to vote more than once (unless you are appointed as a proxy for another elector) at the same election.

\*(Constituency Returning Officer to omit where a person has been granted a waiver)

**Status:** This is the original version (as it was originally made).

Form 12	CMER rule 26, LMER rule 27, MER rule 26
<b>OFFICIAL POLL CARD</b> (to be sent to an elector voting in person) <i>Front of card</i>	
<b>OFFICIAL POLL CARD</b>	
Constituency:  Electoral division/ward:  Polling Day:  Polling hours: 7 a.m. to 10 p.m.  Your polling station will be:	Number on register:  *Name  ..... *Address  ..... *(Constituency Returning Officer to omit where poll card sent to an anonymous elector. Poll card to anonymous elector must be delivered in a sealed envelope.)
<p><b>*This card is for information only. You can vote without it, but it will save you time if you take it to the polling station and show it to the clerk there.</b></p> <p style="text-align: center;"><b>SEE FURTHER INFORMATION ON THE BACK OF THIS CARD</b></p> <p style="text-align: center;"><i>Back of card</i></p>	
GREATER LONDON AUTHORITY ELECTIONS	
<p>*When you go to the polling station, tell the clerk your name and address, as shown on the front of the card.</p> <p><b>The clerk will confirm your entry on the register.</b></p> <p>When you are given your ballot papers, go to one of the polling booths.</p> <p>#[In the London Mayoral election (insert colour of ballot paper), Vote once (X) in column one for your first choice and Vote once (X) in column two for your second choice.] #<i>(GLRO to amend as appropriate where more than one column is used or where there are only two candidates for the office of Mayor)</i></p> <p>In the Constituency members' election (insert colour of ballot paper) Vote once (X) in one blank box.</p> <p>In the London members' election (insert colour of ballot paper), Vote once (X) in one blank box.</p> <p>If you spoil your ballot paper by mistake, show it to the presiding officer and ask for a replacement.</p> <p>#[Do not fold the ballot paper(s)] [Fold the ballot paper(s) in two]. Show the presiding officer the number and other unique identifying mark on the back of the ballot paper, but do not let anyone see your vote. Put the ballot paper(s) in the ballot box and leave the polling station. #<i>(if votes are to be counted manually omit the words in the first set of brackets)</i></p> <p>If you will be away on the date of the poll –</p> <ul style="list-style-type: none"> <li>• You can apply to vote by post. Your application must be received by the Constituency Returning Officer before 5 p.m. on [-11 day/date deadline]. If you are given a postal vote, you will not be entitled to vote in person at this election.</li> <li>• You can apply to vote by proxy (this means someone else can vote on your behalf). Your application must be received before 5 p.m. on [-6 day/date deadline]. If you appoint a proxy, you can still vote in this election yourself if you do so before your proxy has voted for you.</li> </ul> <p>In certain circumstances it may be possible to apply to vote by proxy after [-6 day/date deadline].</p> <p>To change any of your voting arrangements please contact [<i>helpline number</i>] as soon as possible.</p> <p style="text-align: center;">Issued by the Constituency Returning Officer</p>	

**Status:** This is the original version (as it was originally made).

[Where poll card sent to an anonymous elector substitute for the paragraphs marked with  
\* above, as appropriate:-

You must have this card with you when you vote. You cannot vote without it.

When you go to the polling station, ask to speak to the presiding officer and show them this card.

The presiding officer will confirm your entry on the register.

**Status:** This is the original version (as it was originally made).

Form 13	CMER rule 26, LMER rule 27, MER rule 26
<p align="center"><b>OFFICIAL POSTAL POLL CARD</b> (to be sent to an elector voting by post) <i>Front of card</i></p>	
<p align="center"><b>OFFICIAL POSTAL POLL CARD</b></p>	
<p>Constituency:</p> <p>Electoral division/ward:</p> <p>For the election on: [day/date]</p> <p>Number on Register:</p> <p>*Name and Address: *(Constituency Returning Officer to omit where poll card sent to an anonymous elector. Poll card to anonymous elector must be delivered in a sealed envelope).</p>	<p>This notice is to tell you that you have asked to vote by post for this election, and you will not be able to vote in a polling station. If you want to cancel your postal vote please call the helpline number shown below before 5 p.m. on [-11 day/date deadline].</p> <p><b>We will send your postal voting papers around [day/date].</b> Addressed to: (Name and Address)</p> <p><b>If your postal voting papers have not arrived by [day/date] call: [helpline number] and ask for help.</b></p>
<p>If you lose or accidentally spoil your postal ballot papers, please call the helpline number shown above as soon as possible. Replacement ballot papers can only be issued before 5 p.m. on [day/date of poll].</p>	
<p align="center"><b>This card is to provide you with information about voting by post.</b> <b>SEE INFORMATION ON THE BACK OF THIS CARD</b> <i>Back of card</i></p>	
<p align="center"><b>GREATER LONDON AUTHORITY ELECTIONS</b></p> <p>When you receive your postal voting pack, please read the instructions with it carefully before completing your postal ballot papers.</p> <p>Do not let anyone see your vote. If you need help voting, the person helping you must not tell anyone how you have voted. You can get independent help from the Constituency Returning Officer please call the helpline number shown below.</p> <p>You must <b>sign</b> the postal voting statement (unless you have been granted a waiver by prior arrangement with the Constituency Returning Officer) and <b>provide your date of birth</b>. This is a security measure. It will not affect your vote or mean it can be identified. Without your signature and date of birth the statement will not be valid and your vote will not be counted. The Constituency Returning Officer can cross check your signature against other records that they hold.</p> <p>If you lose or accidentally spoil your ballot papers, please call the helpline number shown below as soon as possible. We can only issue replacement postal ballot papers before 5 p.m. on [day/date of poll].</p> <p>Complete and return your postal vote as soon as possible. The Constituency Returning Officer must receive your postal vote by 10 p.m. on [day/date of poll]. You can deliver your completed voting papers to any polling station in the electoral area.</p> <p>If you want to vote in person at these elections, you must cancel your postal vote before 5 p.m. on [-11 day/date deadline].</p> <p>If you need any assistance, please call our helpline on: [helpline number].</p> <p align="center"><b>It is an offence to vote using a ballot paper that was not addressed to you.</b> Issued by the Constituency Returning Officer</p>	

Form 14	CMER rule 26, LMER rule 27, MER rule 26
<b>OFFICIAL PROXY POLL CARD</b> (to be sent to an appointed proxy voting in person) <i>Front of card</i>	
<b>OFFICIAL PROXY POLL CARD</b>	
Constituency:	*This poll card is to tell you that for this election, the elector named on the back of this card has appointed you as their proxy.
Electoral division/ward:	*Proxy's name
Polling Day:	.....
Polling hours: 7 a.m. to 10 p.m.	*Proxy's address
Elector's polling station will be:	.....
*(Constituency Returning Officer to omit where poll card sent to the proxy of an anonymous elector. Poll card to proxy of anonymous elector must be delivered in a sealed envelope.)	
*This card is for information only. You can vote without it, but it will save time if you take it to the polling station and show it to the clerk there.	
<b>SEE FURTHER INFORMATION ON THE BACK OF THIS CARD</b> <i>Back of card</i>	
GREATER LONDON AUTHORITY ELECTIONS	
*This poll card is to tell you that for this election you are appointed as proxy for: ..... *(Elector's name) ..... *(Elector's address) ..... *(Elector's number on register)	
*When you go to the polling station, tell the clerk that you wish to vote as proxy on behalf of the voter shown above.	
The clerk will confirm the entry on the register.	
When you are given the ballot papers, go to one of the polling booths.	
#[In the London Mayoral election (insert colour of ballot paper), Vote once (X) in column one for your first choice and Vote once (X) in column two for your second choice.] # (GLRO to amend as appropriate where more than one column is used or where there are only two candidates for the office of Mayor)	
In the constituency members' election (insert colour of ballot paper), Vote once (X) in the blank box.	
In the London members' election (insert colour of ballot paper), Vote once (X) in the blank box.	
If you spoil the ballot paper by mistake, show it to the presiding officer and ask for a replacement.	
#[Do not fold the ballot paper(s)] [Fold the ballot paper(s) in two]. Show the presiding officer the number and other unique identifying mark on the back of the ballot paper, but do not let anyone see your vote. Put the ballot paper(s) in the ballot box and leave the polling station. # (if votes are to be counted manually omit the words in the first set of brackets)	
If you will be away on the date of the poll, you can apply before 5 p.m. on [-11 day/date deadline] to vote by post. If you are given a postal vote, you or the elector will <i>not</i> be entitled to vote in person at this	

**Status:** This is the original version (as it was originally made).

election.

The person who appointed you as proxy may vote at this election. If they wish to do so they must vote in person before you vote on their behalf.

**It is illegal to do any of the following:**

- Vote more than once (unless you are appointed as a proxy for another elector) at the same election.
- Vote as a proxy at the same election for more than two persons unless you are their spouse, civil partner, parent, grandparent, brother, sister, child or grandchild.
- Vote as a proxy for a person if you know that the person is subject to a legal incapacity to vote.

If you need any assistance, please call our helpline on: [helpline number].

Issued by the Constituency Returning Officer

[Where poll card sent to the proxy of an anonymous elector substitute for the text marked with \* above, as appropriate:-

**You must have this card with you when you vote, you cannot vote as proxy without it.**

You are entitled to vote as proxy for the elector whose electoral number is shown below:

.....  
(Elector's number on register)

To vote as proxy you must go to the polling station shown on the front of this card. Ask to speak to the presiding officer and show them this card].



**Status:** This is the original version (as it was originally made).

Form 15		CMER rule 26, LMER rule 27, MER rule 26						
<b>OFFICIAL PROXY POSTAL POLL CARD</b> (to be sent to an appointed proxy voting by post) <i>Front of card</i>								
<b>OFFICIAL PROXY POSTAL POLL CARD</b>								
Constituency:	This poll card is to tell you that for this election, the elector named on the back of this card has appointed you as their proxy and you have decided to vote by post. You will not be able to vote on behalf of the elector in a polling station. If you want to cancel this postal vote and vote in person on polling day, please call the helpline number shown below before 5 p.m. on [-11 day/date deadline]. We will send the proxy postal voting papers around [day/date].  If the postal voting papers have not arrived by [day/date] please call: [helpline number] and ask for help.							
Electoral division/ward:								
For the election on: [day/date]								
Name and Address (Proxy):								
If you lose or accidentally spoil the elector's postal ballot papers, please call the helpline number shown above as soon as possible. Replacement ballot papers can only be issued before 5 p.m. on [day/date of poll].								
This card is to provide you with information about voting by post. <b>SEE INFORMATION ON THE BACK OF THIS CARD</b>								
<i>Back of card</i>								
<b>GREATER LONDON AUTHORITY ELECTIONS</b>								
*This poll card is to tell you that for this election you are appointed as proxy for the elector named below and you have decided to vote by post.								
..... *(Elector's name)								
..... *(Elector's address)								
When you receive the postal voting pack, please read the instructions with it carefully before completing the postal ballot paper.								
Do not let anyone see your vote. If you need help voting, the person helping you must not tell anyone how you have voted.								
You must sign the postal voting statement (unless you have been granted a waiver by prior arrangement with the Constituency Returning Officer) and provide your date of birth. This is a security measure. It will not affect your vote or mean it can be identified. Without your signature and date of birth the statement will not be valid and your vote will not be counted. The Constituency Returning Officer can cross check your signature against other records that they hold.								
If you lose or accidentally spoil the postal ballot papers, please call the helpline number below as soon as possible. We can only issue replacement postal ballot papers before 5 p.m. on [day/date of poll].								
Complete and return the postal vote as soon as possible. The Constituency Returning Officer must receive the postal vote by 10 p.m. on [day/date of poll]. You can deliver your completed voting papers to any polling station in the electoral area.								
If you want to vote in person as a proxy at these elections, you must cancel your postal vote before 5 p.m. on [-11 day/date deadline].								
<b>It is illegal to do any of the following:</b>								

**Status:** This is the original version (as it was originally made).

- Vote more than once (unless you are appointed as a proxy for another elector) at the same election.
- Vote as a proxy at the same election for more than two persons unless you are their spouse, civil partner, parent, grandparent, brother, sister, child or grandchild.
- Vote as a proxy for a person if you know that the person is subject to a legal incapacity to vote.

If you need any assistance, please call our helpline on: [helpline number].

Issued by the Constituency Returning Officer

[Where poll card sent to the proxy of an anonymous elector substitute for the text marked with  
\* above, as appropriate:-

**This poll card is to tell you that for this election you are appointed as proxy for the elector whose electoral number is shown below and you have decided to vote by post.**

You are entitled to vote as proxy for the elector whose electoral number is shown below:

.....  
(Elector's number on register)].

Form 16 – Notices for guidance of voters at ordinary day elections (or for filling of a vacancy in an Assembly constituency or filling of a vacancy in the office of Mayor)

CMER rule 29, LMER rule 30, MER rule 29

**Notice A – Notice for guidance of voters for display inside and outside polling stations**

**“GREATER LONDON AUTHORITY ELECTIONS**

1. When you are given your ballot papers go to one of the polling booths.
2. At the Greater London Authority election –  
\*[The ballot paper for the election of **constituency members of the London Assembly** looks like this –

Insert the appropriate ballot paper

**Vote once (X) in one blank box.** Put no other mark on the ballot paper or your vote may not be counted.]

\*[The ballot paper for the election of the London members of the London Assembly looks like this –

Insert the appropriate ballot paper

**Vote once (X) in one blank box.** Put no other mark on the ballot paper or your vote may not be counted.]

\*[The ballot paper for the election of the Mayor of London looks like this –

Insert the appropriate ballot paper

**# [Vote once (X) in column one for your first choice and Vote once (X) in column two for your second choice.** Put no other mark on the ballot paper or your vote may not be counted. # (GLRO to amend as appropriate where more than one column is used or where there are only two candidates for the office of Mayor)]

\*(complete or omit as appropriate)

3. When you have voted, \*[DO NOT FOLD the ballot paper(s).] [FOLD the ballot paper(s) in two]. Show the presiding officer the number and other unique identifying mark on the back of the ballot paper, but do not let anyone see your vote. Put the ballot papers face down in the ballot box and leave the polling station. \*( if votes are to be counted manually omit the words in the first set of brackets).
4. If you spoil a ballot paper by mistake, take all the ballot papers to the presiding officer and ask for replacements.”

*Status: This is the original version (as it was originally made).*

**Notice B – Notice for guidance of voters for display inside polling stations**

**“GREATER LONDON AUTHORITY ELECTIONS**

1. You will be given three ballot papers. When you are given your ballot papers go to one of the polling booths.

2. \*[The ballot paper for the election of the **Mayor of London** looks like this –

Insert the appropriate ballot paper

# **[Vote once (X) in column one for your first choice and Vote once (X) in column two for your second choice.** Put no other mark on the ballot paper, or your vote may not be counted. # *(GLRO to amend as appropriate where more than one column is used and where there are only two candidates for the office of Mayor)*

3. \*[The ballot paper for the election of **constituency members of the London Assembly** looks like this –

Insert the appropriate ballot paper

**Vote once (X) in one blank box.** Put no other mark on the ballot paper, or your vote may not be counted.]

4. \*[The ballot paper for the election of the **London members of the London Assembly** looks like this –

Insert the appropriate ballot paper

**Vote once (X) in one blank box.** Put no other mark on the ballot paper, or your vote may not be counted.]

*\*(complete or omit as appropriate)*

5. When you have voted, \*[DO NOT FOLD the ballot paper(s)] [FOLD the ballot paper(s) in two]. Show the presiding officer the number and other unique identifying mark on the back of the ballot paper, but do not let anyone see your vote. Put the ballot papers face down in the ballot box and leave the polling station. *\*(if votes are to be counted manually omit the words in the first set of brackets).*
6. If you spoil a ballot paper by mistake, take all the ballot papers to the presiding officer and ask for replacements.”

**Notice C – Notice for guidance of voters for display inside polling stations**

**"ELECTION OF LONDON MEMBERS OF THE LONDON ASSEMBLY**

The following candidates have been nominated by the Registered Political Parties indicated below as candidates to represent them in the London Assembly:

*Insert particulars of parties and list candidates in the format required by LMER 12 (5)(a) "*

**Notice D1 – Notice for guidance of voters for display inside polling booths**

**"ELECTION OF THE MAYOR OF LONDON**

(insert colour) ballot paper)

\*#[Vote once (X) in column one for your first choice and Vote once (X) in column two for your second choice.]

*#[GLRO to amend as appropriate where more than one column is used or where there are only two candidates for the office of Mayor]*

**\*[ELECTION OF THE LONDON ASSEMBLY – CONSTITUENCY MEMBER**

(insert colour) ballot paper)

Vote once (X) in one blank box.]

**\*[ELECTION OF THE LONDON ASSEMBLY – LONDON MEMBER**

(insert colour) ballot paper)

Vote once (X) in one blank box.]

*\*(complete or omit as appropriate)*

**\*[DO NOT FOLD the ballot paper(s)] [FOLD the ballot paper(s) in two]. Put the ballot papers face down in the ballot box and leave the polling station. *\*(if votes are to be counted manually omit the words in the first set of brackets).* "**

**Status:** This is the original version (as it was originally made).

**Notice D2 – Notice for guidance of voters for display inside polling stations**

**\*\*[ELECTION OF THE MAYOR OF LONDON  
(insert colour) ballot paper]**

# [Vote once (X) in column one for your first choice and  
Vote once (X) in column two for your second choice.]

*#( GLRO to amend as appropriate where more than one column is used or where  
there are only two candidates for the office of Mayor)]*

**\*[ELECTION OF THE LONDON ASSEMBLY – CONSTITUENCY MEMBER  
(insert colour) ballot paper]**

Vote once (X) in one blank box.]

**\*[ELECTION OF THE LONDON ASSEMBLY – LONDON MEMBER  
(insert colour) ballot paper]**

Vote once (X) in one blank box.]

*\*(complete or omit as appropriate)*

**\*[DO NOT FOLD the ballot paper(s).] [FOLD the ballot paper(s) in two].** *\*(if votes are to be  
counted manually omit the words in the first set of brackets)*

**Put the ballot papers face down in the ballot box and leave the polling station."**

Form 17 – Notices for guidance of voters at GLA election combined with another election or referendum

CMER rule 29, LMER rule 30, MER rule 29

**Notice A1 – Notice for guidance of voters for display inside and outside polling stations**

**“GREATER LONDON AUTHORITY – ORDINARY ELECTIONS**

1. When you are given your ballot papers go to one of the polling booths.

[\*A. At the **Parliamentary election** mark a cross (X) in the box on the right hand side of the ballot paper opposite the name of the candidate you are voting for. **Vote for ONE candidate only.**]

[\*B. At the (specify name of ..... ) **Council election** mark a cross (X) in the box on the right hand side of each ballot paper opposite the name of each candidate you are voting for. **Vote for no more than ..... candidates.**]

[\*C. At the **European Parliamentary election** mark a cross (X) in the box on the right hand side of the name of the party or individual candidate of your choice. **Vote for ONE party or individual candidate only.**]

[\*D. At the **Greater London Authority election** –

In the election of the **constituency members of the London Assembly**, **Vote once (X) in one blank box.**

In the election of the **London members of the London Assembly**, **Vote once (X) in one black box.**

In the election of the **Mayor of London**, #[Vote once (X) in column one for your first choice and Vote once (X) in column two for your second choice. #(*GLRO to amend as appropriate where more than one column is used and where there are only two candidates for the office of Mayor*)

\*[E. At the (specify other) **election**, mark a cross (X) in the box on the right hand side of the name of the candidate(s) of your choice. **[Vote once (X) in column one for your first choice and Vote once (X) in column two for your second choice.**

\*[F. At the (specify) referendum(s), mark a cross (X) in the box on the right hand side of the answer of your choice. **Vote ONCE only.**

*\*(complete or omit as appropriate)*

2. Put no other mark on the ballot paper or your vote may not be counted.

3. When you have voted, \*[DO NOT FOLD the ballot paper(s) for (*specify the election(s) at which the votes are to be counted electronically*)] [FOLD the ballot paper(s) in two]. Show the presiding officer the number and other unique identifying mark on the back of the ballot paper, but do not let anyone see your vote. Put the ballot papers face down in the ballot box and leave the polling station. *\*(if votes are to be counted manually omit the words in the first set of brackets).*

4. If you spoil a ballot paper by mistake, take all the ballot papers to the presiding officer and ask for replacements.”

*Status: This is the original version (as it was originally made).*

**Notice B1 – Notice for guidance of voters for display inside polling stations**

**"ELECTION OF LONDON MEMBERS OF THE LONDON ASSEMBLY**

The following candidates have been nominated by the Registered Political Parties indicated below as candidates to represent them in the London Assembly:

Insert particulars of parties and list candidates in the format required by LMER 12 (5)(a)"

**Notice C1 – Notice for guidance of voters for display inside polling stations**

**"\*[PARLIAMENTARY ELECTION  
(insert colour) ballot paper]**

Mark a cross (X) in the box on the right hand side of the ballot paper opposite the name of the candidate you are voting for. Vote for ONE candidate only]

**\*[EUROPEAN PARLIAMENTARY ELECTION  
(insert colour) ballot paper]**

Mark a cross (X) in the box on the right hand side of the name of the party or individual candidate of your choice. Vote for ONE party or individual candidate only]

**\*[(specify name of ..... ) COUNCIL  
(insert colour) ballot paper]**

Mark a cross (X) in the box on the right hand side of each ballot paper opposite the name of each candidate you are voting for. Vote for no more than .... Candidates]

**ELECTION OF THE MAYOR OF LONDON  
(insert colour) ballot paper]**

\*[Vote once (X) in column one for your first choice and Vote once (X) in column two for your second choice.] \* (GLRO to amend as appropriate where more than one column is used or where there are only two candidates for the office of Mayor)

**ELECTION OF THE LONDON ASSEMBLY – CONSTITUENCY MEMBER  
(insert colour) ballot paper)  
Vote once (X) in one blank box.**

**ELECTION OF THE LONDON ASSEMBLY – LONDON MEMBER  
(insert colour) ballot paper)  
Vote once (X) in one blank box.**

**\*[(Specify other ..... ) ELECTION  
(insert colour) ballot paper]**

Mark a cross (X) in the box on the right hand side of the name of the candidate(s) of your choice. Vote once (X) in column one for your first choice and Vote once (X) in column two for your second choice.]

**\*[(Specify...) referendum(s)]  
(insert colour) ballot paper]**

Mark a cross (X) in the box on the right hand side of the answer of your choice. Vote ONCE only.

*\* (complete or omit as appropriate)"*



**Notice D3 – Notice for guidance of voters for display inside polling booths**

“\* [PARLIAMENTARY ELECTION  
(insert colour) ballot paper)  
Vote for ONE candidate only]

\* [(specify name of ..... ) COUNCIL  
(insert colour) ballot paper)  
Vote for no more than .... Candidates].

\*[EUROPEAN PARLIAMENTARY ELECTION  
(insert colour) ballot paper)  
Vote for ONE party or candidate only]

ELECTION OF THE MAYOR OF LONDON  
(insert colour) ballot paper)  
#[Vote once (X) in column one for your first choice and  
Vote once (X) in column two for your second choice.]

# (GLRO to amend as appropriate where more than one column is used or where there are  
only two candidates for the office of Mayor)

ELECTION OF THE LONDON ASSEMBLY – CONSTITUENCY MEMBER  
(insert colour) ballot paper)  
Vote once (X) in one blank box.

ELECTION OF THE LONDON ASSEMBLY – LONDON MEMBER  
(insert colour) ballot paper)  
Vote once (X) in one blank box.

\* [(Specify other ..... ) ELECTION  
(insert colour) ballot paper)  
Vote once (X) in column one for your first choice and  
Vote once (X) in column two for your second choice.]

\* [(Specify...) REFERNDUMS(S)  
(insert colour) ballot paper)  
Vote for one answer only.]

\* (complete or omit as appropriate)

\*[DO NOT FOLD the ballot paper(s) for (specify the election(s) at which the votes are to be  
counted electronically)] [FOLD the ballot paper(s) in two]. \*(if votes are to be counted manually  
omit the words in the first set of brackets)

Put the ballot papers face down in the ballot box and leave the polling station."

**Status:** This is the original version (as it was originally made).

Form 18 – Certificate of Employment

CMER rule 33(4), LMER rule 34(4), MER rule 33(4)

**GREATER LONDON AUTHORITY**

**Certificate of Employment**

**REPRESENTATION OF THE PEOPLE ACTS**

ELECTION IN THE ..... CONSTITUENCY

I certify that (name).....who is numbered  
..... in the register for electors for the constituency named above cannot reasonably be  
expected to go in person to the polling station allotted to him or her at the election on [date of poll]  
by reason of the particular circumstances of his or her employment on that date for a purpose  
connected with the election –

\* (a) as a constable

\* (b) by me

Signature .....

\* Constituency Returning Officer/Police Officer (Inspector or above)

Date .....

*\*delete whichever is inappropriate*

Note:- The person named above is entitled to vote at any polling station in the above constituency  
on production and surrender of this certificate to the presiding officer.

**Form 19 – Declaration to be made by the companion of a voter with disabilities**

**CMER rule 40, LMER rule 41, MER rule 40**

**Declaration to be made by the companion  
of a voter with disabilities**

I, ..... (name of companion),  
of..... (address of companion) having been requested to  
assist .....(name of elector) *(in the case of a voter with  
disabilities voting as proxy, adding 'voting as proxy for  
.....(name of elector))* whose number on the register  
is..... to record their vote now being held in this \* in this constituency, hereby declare that

- I am entitled to vote as an elector at the said election
- I am the \* ..... of the said voter and have attained the age of 18 years, and
- I have not previously assisted any voter with disabilities [except.....  
(name of other elector), of .....(address of other elector) to vote at  
the said elections.

***\*State the relationship of the companion to the voter***

Signed .....(Companion)

Date .....

I, the undersigned, being the presiding officer for ..... (polling station) for the  
..... constituency hereby certify that the above declaration, having been  
first read to the above-named companion and was signed by the companion in my presence.

Signed ..... (Presiding Officer)

Date .....

Time ..... (a.m./p.m.)

**NOTE**

1. If the person making the above declaration knowingly and wilfully makes therein a statement false in a material particular, he will be guilty of an offence.
2. A voter with disabilities is a voter who has made a declaration under local elections rules that he is so incapacitated by his blindness or other disability, or by his inability to read, as to be unable to vote without assistance.

*Status: This is the original version (as it was originally made).*

**Form 20 – Election agent's declaration as to election expenses**

**LMER rule 68(1) and (2)**

**Part 1**

Form of declaration as to election expenses by election agent who was not also list candidate

**REPRESENTATION OF THE PEOPLE ACTS**

**GREATER LONDON AUTHORITY**

**ELECTION OF MEMBERS OF THE LONDON ASSEMBLY**

Date of publication of notice of election .....

Name of Registered Party .....

I, (full names) of (full address, including post code) solemnly and sincerely declare as follows:

1. I was at this election the election agent for the candidates included in the list submitted by the registered party named above.
2. I have examined the return of election expenses "[about to be] delivered by me to the appropriate officer, of which a copy is now shown to me and marked (*indicate how marked*) and to the best of my knowledge and belief it is a complete and correct return as required by law.  
\*delete if inapplicable
3. To the best of my knowledge and belief, all expenses shown in the return as paid by me, except as otherwise state in relation to the personal expenses of the candidates.
4. I understand that the law does not allow any election expenses not mentioned in this return to be defrayed except in pursuance of a court order.

Signature of Declarant .....

Date .....

**Note:** Where there has been a change of election agent, suitable variations may be introduced.

**Part 2**

Modifications to form of declaration set out in Part 1 where a candidate included in a list is the election agent for candidates on that list

The modifications to the declaration set out in Part 1 are –

- (a) the substitution for paragraph 1 of the following –

"1. At this election I was one of the candidates included in the list submitted by the registered party named above and I was also the election agent for the candidates on that list."; and

- (b) in paragraph 3, the addition, after the word "candidates" of the words "other than myself".

**Form 21 – List candidate's declaration as to election expenses**

**LMER rule 68(3) and (4)**

**Part 1**

Form of declaration as to election expenses by list candidate who was not also election agent

**REPRESENTATION OF THE PEOPLE ACTS**

**GREATER LONDON AUTHORITY**

**ELECTION OF MEMBERS OF THE LONDON ASSEMBLY**

Date of publication of notice of election .....

Name of Registered Party .....

I, (full names) of (full address, including post code) solemnly and sincerely declare as follows:

1. I was at this election the candidates included in the list submitted by the registered party named above.
2. I have examined the return of election expenses "[about to be] delivered to the appropriate officer by person who was the election agent for all the candidates included in that list, of which a copy is now shown to me and marked (indicate how marked) and to the best of my knowledge and belief it is a complete and correct return as required by law.  
\*delete if inapplicable
3. To the best of my knowledge and belief, all expenses shown in the return as paid were paid by the list candidates' election agent, except as otherwise state in relation to my personal expenses.
4. I understand that the law does not allow any election expenses not mentioned in this return to be defrayed except in pursuance of a court order.

Signature of Declarant .....

Date .....

**Note:** Where there has been a change of election agent, suitable variations may be introduced.

**Part 2**

Modifications to form of declaration set out in Part 1 where a candidate included in a list is the election agent for candidates on that list

The modifications to the declaration set out in Part 1 are –

- (a) the substitution for paragraph 1 of the following –

"1. At this election I was one of the candidates included in the list submitted by the registered party named above and I was also the election agent for the candidates on that list."; and

- (b) in paragraph 3 –

- (i) by the substitution for the words "by the list candidates' election agent" of the words "by me"; and
- (ii) by the substitution for the words "my personal expenses" of the words "the personal expenses of the candidates other than myself".