

SCHEDULE 12

ROAD WORKS SIGNS ETC

PART I

MISCELLANEOUS WARNING, INFORMATORY AND REGULATORY SIGNS FOR ROAD WORKS ETC

SCHEDULE 12 PART I

Regulation 11(1)

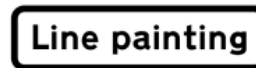
MISCELLANEOUS WARNING, INFORMATORY AND REGULATORY SIGNS FOR ROAD WORKS ETC



600
(750)
(900)
(1200)
(1500)

7001
Road works or temporary obstruction
of the carriageway ahead

Item	
1	Regulations: 14(1), 54
2	Directions: 10(3), 21(1), 36
3	Diagrams: 570, 572, 573, 645, 7001.1, 7001.2, 7021
4	Permitted variants: None
5	Illumination requirements: Schedule 17, item 1



50
(62.5)
(75)
(100)
(125)
(150)

7001.1
Nature of road works

Item	
1	Regulations: 14(1)
2	Directions: 21(1), 36
3	Diagrams: 7001
4	Permitted variants: Schedule 16, items 3, 6, 11 "for" may precede a distance where added. "Line painting" may be on two lines or varied to: 1. "Grass cutting" 2. "Tree cutting" 3. "Hedge cutting" 4. "Ditching" 5. "Weed spraying" 6. "Sign erection" 7. "Sign maintenance" 8. "Lighting maintenance" 9. "Overhead works" 10. "On slip road" 11. "Surveying" 12. "Mobile road works" 13. "Road sweeping" 14. "Gully emptying" 15. "Gritting" 16. "Salting" 17. "Snow ploughing" 18. "Blasting" 19. "On hard shoulder" 20. "At level crossing"
5	Illumination requirements: Schedule 17, item 8



(50)
(62.5)
(75)
(100)
(125)
(150)
(200)

7001.2
Location of road works immediately ahead
on route indicated

Item	
1	Regulations: None
2	Directions: 21(1), 36
3	Diagrams: 7001
4	Permitted variants: Schedule 16, item 20 Direction may be varied or omitted and "On" added before route number
5	Illumination requirements: Schedule 17, item 8

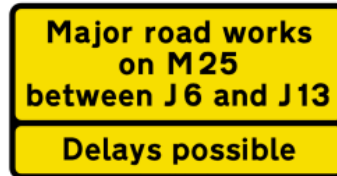
Status: This is the original version (as it was originally made). This item of legislation is currently only available in its original format.

SCHEDULE 12 PART I MISCELLANEOUS WARNING, INFORMATORY AND REGULATORY SIGNS FOR ROAD WORKS ETC (contd.)



100 min
250 max

140 min
350 max



75 min
250 max

7001.3

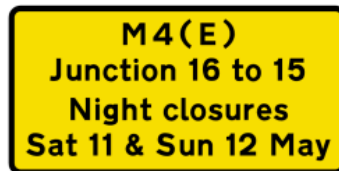
Vehicular traffic should proceed slowly owing to workforce in road ahead

Item	
1	Regulations: 54
2	Directions: 36
3	Diagrams: None
4	Permitted variants: "WORKFORCE IN ROAD" may be varied to "SETTING OUT ROAD WORKS AHEAD" and "SLOW" omitted
5	Illumination requirements: Schedule 17, item 1

7002A

Major road works at a specified location ahead

Item	
1	Regulations: None
2	Directions: 36
3	Diagrams: None
4	Permitted variants: Schedule 16, items 20, 38 Details of road works may be varied as appropriate. "J6 and J13" may be varied to "Junctions 6 and 13". The bottom panel may be omitted
5	Illumination requirements: Schedule 17, item 4



75 min
250 max



75 min
250 max

7002B

Time and date when a route is to be closed to traffic

Item	
1	Regulations: None
2	Directions: 36
3	Diagrams: None
4	Permitted variants: Schedule 16, items 20, 38 Details of route to be closed may be varied as appropriate. "Junction 16 to 15" may be varied to "J16 to J15"
5	Illumination requirements: Schedule 17, item 4

7002.1

Dates when road works are to take place overnight and delays are to be expected

Item	
1	Regulations: None
2	Directions: 36
3	Diagrams: 7025, 7026, 7027, 7028, 7029
4	Permitted variants: Schedule 16, item 38 "Expect delays" may be varied to "Delays possible"
5	Illumination requirements: Schedule 17, item 4

Status: This is the original version (as it was originally made). This item of legislation is currently only available in its original format.

SCHEDULE 12 PART I MISCELLANEOUS WARNING, INFORMATORY AND REGULATORY SIGNS FOR ROAD WORKS ETC (contd.)



7003.1
Starting date and duration of road works

Item	
1	Regulations: 13(2), 13(4), 13(7)
2	Directions: 36
3	Diagrams: None
4	Permitted variants: Schedule 16, items 38, 40 Duration of work may be varied. "until" and a date may be substituted for "for 3 weeks". The upper or lower part of the sign, or both may be omitted. The diagram 7001 sign may be omitted
5	Illumination requirements: Schedule 17, item 4



7004
Road works ahead and the nature of works indicated

Item	
1	Regulations: 54
2	Directions: 36
3	Diagrams: None
4	Permitted variants: Schedule 16, item 6 "Replacing damaged bridge supports" may be varied to a short description of the work in progress or explanation of why work is suspended. The distance plate may be replaced with a plate of the type shown in diagram 570. The diagram 7001 sign and distance plate may be omitted
5	Illumination requirements: Schedule 17, item 1

Status: This is the original version (as it was originally made). This item of legislation is currently only available in its original format.

SCHEDULE 12 PART I MISCELLANEOUS WARNING, INFORMATORY AND REGULATORY SIGNS FOR ROAD WORKS ETC (contd.)



7005
Delays possible for specified period owing to road works ahead

Item	
1	Regulations: 54
2	Directions: 36
3	Diagrams: None
4	Permitted variants: Schedule 16, item 38 The phrase "until Mar 02" may be omitted. The diagram 7001 sign and distance plate may be omitted
5	Illumination requirements: Schedule 17, item 1



7006
End of road works and of any associated temporary statutory restrictions

Item	
1	Regulations: 13(2), 13(4), 13(7)
2	Directions: 10(3), 36
3	Diagrams: None
4	Permitted variants: Schedule 16, item 40 The Highways Agency panel and the horizontal line below "delay" may be omitted
5	Illumination requirements: Schedule 17, item 1



7006.1
Information on telephone number to be used for enquiries about road works

Item	
1	Regulations: 13(2), 13(4), 13(7)
2	Directions: 36
3	Diagrams: None
4	Permitted variants: Schedule 16, item 40 The telephone number shall be varied as appropriate
5	Illumination requirements: Schedule 17, item 4



7007.1
Relevant particulars of major construction or improvement scheme being carried out on road ahead

Item	
1	Regulations: 13(2), 13(4), 13(7)
2	Directions: 36
3	Diagrams: None
4	Permitted variants: Schedule 16, item 40 Details shown shall be varied as appropriate
5	Illumination requirements: Schedule 17, item 9

Status: This is the original version (as it was originally made). This item of legislation is currently only available in its original format.

SCHEDULE 12 PART I MISCELLANEOUS WARNING, INFORMATORY AND REGULATORY SIGNS FOR ROAD WORKS ETC (contd.)



7008
Nature of street works, giving names of employer and contractor, emergency telephone number, and apology for inconvenience (Sign for pedestrians)

Item	
1	Regulations: 13(2), 13(4), 13(7)
2	Directions: 36
3	Diagrams: None
4	Permitted variants: Details shown shall be varied as appropriate. Each line of legend may have a different size of lettering which shall be smaller than the emergency telephone number. The description of the works, the completion date and the name of the contractor may be omitted as appropriate. The top and bottom panels may be in any colours and style of lettering. A logo indicating membership of a national street works good practice scheme may be added to the top or bottom panel. The bottom panel may be omitted. The top panel may be omitted and the Undertaker's name shown on the main panel
5	Illumination requirements: Schedule 17, item 9

600
(750)
(900)
(1200)
(1500)



7009
Loose chippings on road ahead

Item	
1	Regulations: 54
2	Directions: 21(1), 36
3	Diagrams: 513.2, 570, 572, 573
4	Permitted variants: None
5	Illumination requirements: Schedule 17, item 1



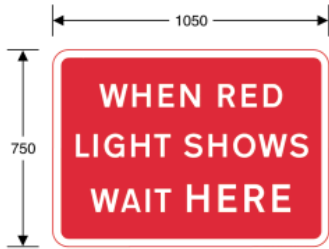
50 min
200 max

7010.1
Vehicular traffic should proceed slowly owing to temporary hazard resulting from wet tar on the road

Item	
1	Regulations: 54
2	Directions: 36
3	Diagrams: None
4	Permitted variants: "SLOW WET TAR" may be varied to: 1. "ADVERSE CAMBER" 2. "RAMP AHEAD" 3. "ROAD AHEAD CLOSED" 4. "ROAD CLOSED" (name of road may be substituted for "ROAD") 5. "TEMPORARY ROAD SURFACE" 6. "TRAFFIC CONTROL AHEAD" 7. "TRAFFIC SIGN MAINTENANCE" 8. "TRAFFIC SIGNAL MAINTENANCE" 9. "WORK IN CENTRE OF ROAD"
5	Illumination requirements: Schedule 17, item 1

Status: This is the original version (as it was originally made). This item of legislation is currently only available in its original format.

SCHEDULE 12 PART I MISCELLANEOUS WARNING, INFORMATORY AND REGULATORY SIGNS FOR ROAD WORKS ETC (contd.)



7011

Point beyond which vehicular traffic must not proceed when required to stop by regulation 36 in accordance with the indication given by the portable light signals shown in diagram 3000.1 and when the road marking shown in diagram 1001 is not placed on the carriageway

Item	
1	Regulations: 43
2	Directions: 36
3	Diagrams: 3000.1, 7023
4	Permitted variants: "RED LIGHT" may be varied to "STOP SIGN"
5	Illumination requirements: Schedule 17, item 1



7011.1

Same as diagram 7011 where there is a road junction

Item	
1	Regulations: 43
2	Directions: 36
3	Diagrams: 3000.1
4	Permitted variants: "3-WAY" may be varied to "4-WAY"
5	Illumination requirements: Schedule 17, item 1



50 min
200 max

7012

Temporary absence of road markings

Item	
1	Regulations: 54
2	Directions: 36
3	Diagrams: None
4	Permitted variants: Schedule 16, item 6 "NO ROAD MARKINGS FOR 2 MILES" may be varied to: 1. "NO GIVE WAY MARKINGS" 2. "NO STOP MARKINGS" 3. "NO ROAD MARKINGS" 4. "NO ROAD MARKINGS AT JUNCTION" 5. "NO ROAD MARKINGS AT LEVEL CROSSING" 6. "NO ROAD STUDS FOR 2 MILES"
5	Illumination requirements: Schedule 17, item 1

Status: This is the original version (as it was originally made). This item of legislation is currently only available in its original format.

SCHEDULE 12 PART I MISCELLANEOUS WARNING, INFORMATORY AND REGULATORY SIGNS FOR ROAD WORKS ETC (contd.)



7013
Temporary sudden change in level of carriageway surface

Item	
1	Regulations: 54
2	Directions: 36
3	Diagrams: None
4	Permitted variants: None
5	Illumination requirements: Schedule 17, item 1



7014
Permanent change in road layout ahead

50 min
200 max



7015
Temporary absence of hard shoulder for distance specified

100 min
200 max

Item	
1	Regulations: None
2	Directions: 36, 37(1)
3	Diagrams: None
4	Permitted variants: "NEW ROUNDABOUT" may be varied to: 1. "CHANGED PRIORITIES" 2. "GAP CLOSED" 3. "NEW ONE WAY SYSTEM" 4. "NEW ROAD LAYOUT" 5. "NEW TRAFFIC ISLANDS" 6. "NEW TRAFFIC SIGNALS" 7. "NEW ZEBRA CROSSING" 8. "SIGNAL PRIORITIES CHANGED" 9. "SIGNAL TIMINGS CHANGED" A distance in yards to the nearest 10 yards may be substituted for, or added before the word "AHEAD" on a separate line where necessary and shall be expressed as "yards" or "yds"
5	Illumination requirements: Schedule 17, item 4

Item	
1	Regulations: None
2	Directions: 36
3	Diagrams: None
4	Permitted variants: Schedule 16, item 6 The legend may be on three lines
5	Illumination requirements: Schedule 17, item 4

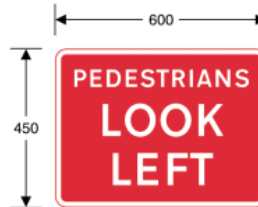
Status: This is the original version (as it was originally made). This item of legislation is currently only available in its original format.

SCHEDULE 12 PART I MISCELLANEOUS WARNING, INFORMATORY AND REGULATORY SIGNS FOR ROAD WORKS ETC (contd.)



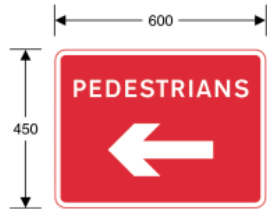
7016
Zebra or signal controlled crossing facility temporarily out of use
(Sign for pedestrians, cyclists or equestrians)

Item	
1	Regulations: None
2	Directions: 36
3	Diagrams: None
4	Permitted variants: None
5	Illumination requirements: Schedule 17, item 9



7017
Direction in which pedestrians should look for approaching traffic
(Sign for pedestrians)

Item	
1	Regulations: None
2	Directions: 36
3	Diagrams: None
4	Permitted variants: "LEFT" may be varied to "RIGHT" or "BOTH WAYS"
5	Illumination requirements: Schedule 17, item 9



7018
Direction of temporary route for pedestrians
(Sign for pedestrians)

Item	
1	Regulations: None
2	Directions: 36
3	Diagrams: None
4	Permitted variants: Schedule 16, item 12 "USE OTHER FOOTWAY" may be substituted for the arrow
5	Illumination requirements: Schedule 17, item 9

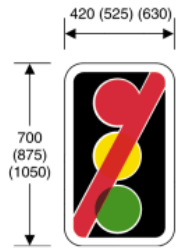


7018.1
Pedal cyclists to dismount and use adjacent footway

Item	
1	Regulations: None
2	Directions: 36
3	Diagrams: None
4	Permitted variants: None
5	Illumination requirements: Schedule 17, item 9

Status: This is the original version (as it was originally made). This item of legislation is currently only available in its original format.

SCHEDULE 12 PART I MISCELLANEOUS WARNING, INFORMATORY AND REGULATORY SIGNS FOR ROAD WORKS ETC (contd.)



7019
Light signals not in use

Item	
1	Regulations: 54
2	Directions: 36
3	Diagrams: None
4	Permitted variants: None
5	Illumination requirements: Schedule 17, item 4



7020
Variable message sign ahead
not in use or being tested

Item	
1	Regulations: 54
2	Directions: 36
3	Diagrams: None
4	Permitted variants: "SIGN" may be varied to "SIGNAL". "NOT IN USE" may be varied to "UNDER TEST". The legend may be on three lines
5	Illumination requirements: Schedule 17, item 4



7021
Traffic on road ahead is being controlled
by portable light signals
(Indication to traffic joining that road)

Item	
1	Regulations: 54
2	Directions: 21(1), 36
3	Diagrams: 7001
4	Permitted variants: None
5	Illumination requirements: Schedule 17, item 8

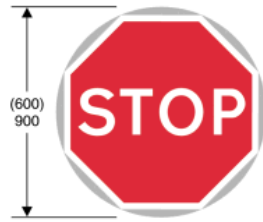


7022
Traffic joining a length of road being
controlled by portable light signals
is not controlled by such signals

Item	
1	Regulations: 54
2	Directions: 20(1), 21(1), 36
3	Diagrams: 562
4	Permitted variants: None
5	Illumination requirements: Schedule 17, item 8

Status: This is the original version (as it was originally made). This item of legislation is currently only available in its original format.

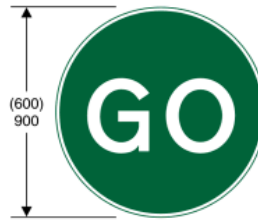
SCHEDULE 12 PART I MISCELLANEOUS WARNING, INFORMATORY AND REGULATORY SIGNS FOR ROAD WORKS ETC (contd.)



7023

Vehicular traffic must not proceed into a length of road where one-way working is temporarily necessary (Manually operated sign)

Item	
1	Regulations: 10(1), 58(9)
2	Directions: 36, 39(1)
3	Diagrams: 7011, 7024, 7027
4	Permitted variants: None
5	Illumination requirements: Schedule 17, item 5



7024

Vehicular traffic may proceed into a length of road where one-way working is temporarily necessary (Manually operated sign)

Item	
1	Regulations: 58(9)
2	Directions: 36, 39(1)
3	Diagrams: 7023, 7028
4	Permitted variants: None
5	Illumination requirements: Schedule 17, item 5



7025

Vehicles to be escorted in convoys through road works ahead

Item	
1	Regulations: None
2	Directions: 36, 39(2)
3	Diagrams: 7002.1, 7026, 7027, 7028, 7029
4	Permitted variants: None
5	Illumination requirements: Schedule 17, item 4



7026

Explanation of reason for escorting vehicles in convoys through road works

Item	
1	Regulations: None
2	Directions: 36, 39(2)
3	Diagrams: 7002.1, 7025, 7027, 7028, 7029
4	Permitted variants: None
5	Illumination requirements: Schedule 17, item 4

Status: This is the original version (as it was originally made). This item of legislation is currently only available in its original format.

SCHEDULE 12 PART I MISCELLANEOUS WARNING, INFORMATORY AND REGULATORY SIGNS FOR ROAD WORKS ETC (contd.)



7027
Same as diagram 7011 where vehicles are to be escorted in convoys through road works

Item	
1	Regulations: 43
2	Directions: 36, 39(2)
3	Diagrams: 3000.1, 7002.1, 7023, 7025, 7026, 7028, 7029
4	Permitted variants: "RED LIGHT" may be varied to "STOP SIGN"
5	Illumination requirements: Schedule 17, item 1



7028
Vehicular traffic must follow the vehicle escorting the convoy through the road works

Item	
1	Regulations: None
2	Directions: 36, 39(2)
3	Diagrams: 3000.1, 7002.1, 7024, 7025, 7026, 7027, 7029
4	Permitted variants: "WHEN GREEN LIGHT SHOWS" may be varied to "AT TRAFFIC CONTROL"
5	Illumination requirements: Schedule 17, item 4



7029
Vehicular traffic must not overtake the vehicle used to escort other vehicles through road works

Item	
1	Regulations: 10(1), 14(3)
2	Directions: 36, 39(2)
3	Diagrams: 7002.1, 7025, 7026, 7027, 7028
4	Permitted variants: "NO OVERTAKING" may be omitted. "CONVOY VEHICLE" may be on one line
5	Illumination requirements: Schedule 17, item 4

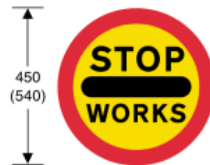


7030
Temporary traffic control ahead where vehicles are to be escorted in convoys through road works

Item	
1	Regulations: None
2	Directions: 21(1), 36, 39(2)
3	Diagrams: 543
4	Permitted variants: Schedule 16, items 6, 9, 11 "Traffic control" may be on one line
5	Illumination requirements: Schedule 17, item 8

Status: This is the original version (as it was originally made). This item of legislation is currently only available in its original format.

SCHEDULE 12 PART I MISCELLANEOUS WARNING, INFORMATORY AND REGULATORY SIGNS FOR ROAD WORKS ETC (contd.)



7031
 Vehicular traffic must not proceed beyond the sign when displayed for a short period during works on or near a road (Double sided sign)

Item	
1	Regulations: 10(1), 19(4)
2	Directions: 13(3), 36, 41(5)
3	Diagrams: None
4	Permitted variants: A red or transparent protective strip, with a visible width not exceeding 6 millimetres, may be applied to the perimeter of the sign
5	Illumination requirements: Schedule 17, items 5, 15



7032
 Commencement point of a newly imposed 30mph speed limit which is contiguous to an existing 30mph speed limit

Item	
1	Regulations: None
2	Directions: 36, 37(2)
3	Diagrams: None
4	Permitted variants: None
5	Illumination requirements: Schedule 17, item 4