
STATUTORY INSTRUMENTS

1996 No. 341

HEALTH AND SAFETY

**The Health and Safety (Safety Signs
and Signals) Regulations 1996**

Made - - - - *18th February 1996*
Laid before Parliament *23rd February 1996*
Coming into force - - *1st April 1996*

The Secretary of State in the exercise of the powers conferred on him by sections 15(1), (2), (3)(a) and (c) and (9) and 82(3)(a) of, and paragraphs 1(1), (3) and (4), 9, 12 and 14 of Schedule 3 to, the Health and Safety at Work etc. Act 1974(1) (“the 1974 Act”) and of all other powers enabling him in that behalf and for the purpose of giving effect without modifications to proposals submitted to him by the Health and Safety Commission under section 11(2)(d) of the 1974 Act, after the carrying out by the said Commission of consultations in accordance with section 50(3) of that Act, hereby makes the following Regulations:—

Citation and commencement

1. These Regulations may be cited as the Health and Safety (Safety Signs and Signals) Regulations 1996 and shall come into force on 1st April 1996.

Interpretation

2.—(1) In these Regulations, unless the context otherwise requires—

“the 1974 Act” means the Health and Safety at Work etc. Act 1974;

“acoustic signal” means a coded sound signal which is released and transmitted by a device designed for that purpose, without the use of a human or artificial voice;

“dangerous goods” has the meaning assigned to it by regulation 2(1) of the Carriage of Dangerous Goods by Road and Rail (Classification, Packaging and Labelling) Regulations 1994(2);

“emergency escape or first-aid sign” means a sign giving information on escape routes or emergency exits or first-aid or rescue facilities;

(1) 1974 c. 37; sections 15 and 50 were amended by the Employment Protection Act 1975 (c. 71), Schedule 15, paragraphs 6 and 16 respectively.
(2) S.I. 1994/669.

“fire safety sign” means a sign (including an illuminated sign or an acoustic signal) which—

- (i) provides information on escape routes and emergency exits in case of fire;
- (ii) provides information on the identification or location of fire-fighting equipment; or
- (iii) gives warning in case of fire;

“hand signal” means a movement or position of the arms or hands or a combination thereof, in coded form, for guiding persons who are carrying out manoeuvres which create a risk to the health or safety of persons at work;

“illuminated sign” means a sign produced by a device made of transparent or translucent materials which are illuminated from the inside or the rear in such a way as to give the appearance of a luminous surface;

“mandatory sign” means a sign prescribing behaviour;

“prohibition sign” means a sign prohibiting behaviour likely to cause a risk to health or safety;

“safety colour” means a colour to which a meaning is assigned;

“safety sign” means a sign referring to a specific object, activity or situation and providing information or instruction about health or safety at work by means of a signboard, a safety colour, an illuminated sign, an acoustic signal, a verbal communication or a hand signal;

“signboard” means a sign which provides information or instructions by a combination of geometric shape, colour and a symbol or pictogram and which is rendered visible by lighting of sufficient intensity;

“symbol or pictogram” means a figure which describes a situation or prescribes behaviour and which is used on a signboard or illuminated surface;

“verbal communication” means a predetermined spoken message communicated by a human or artificial voice;

“warning sign” means a sign giving a warning of a risk to health or safety.

(2) Any reference in these Regulations to a sign providing instructions includes a mandatory sign, a prohibition sign and a warning sign.

(3) In these Regulations, unless the context otherwise requires—

- (a) a reference to a numbered regulation or Schedule is a reference to the regulation or Schedule in these Regulations so numbered; and
- (b) a reference to a numbered paragraph is a reference to the paragraph so numbered in the regulation or Schedule in which that reference occurs.

Application

3.—(1) These Regulations shall not apply—

- (a) to signs used in connection with the supply of any dangerous substance, preparation, product or equipment except to the extent that any enactment (whether in an Act or instrument) which requires such signs makes reference to these Regulations;
- (b) to dangerous goods during the course of their transport by road, rail, inland waterway, sea or air;
- (c) subject to paragraph (6) of regulation 4, to signs used for regulating road, rail, inland waterway, sea or air traffic; or
- (d) to or in relation to the master or crew of a sea-going ship or to the employer of such persons in respect of normal ship-board activities of a ship’s crew under the direction of the master.

(2) These Regulations shall apply—

- (a) in Great Britain; and
 - (b) to and in relation to the premises and activities outside Great Britain to which sections 1 to 59 and 80 to 82 of the 1974 Act apply by virtue of the Health and Safety at Work etc. Act (Application Outside Great Britain) Order 1995⁽³⁾ as they apply within Great Britain.
- (3) These Regulations shall not extend to Northern Ireland.

Provision and maintenance of safety signs

4.—(1) Paragraph (4) shall apply if the risk assessment made under paragraph (1) of regulation 3 of the Management of Health and Safety at Work Regulations 1992⁽⁴⁾ indicates that the employer concerned, having adopted all appropriate techniques for collective protection, and measures, methods or procedures used in the organisation of work, cannot avoid or adequately reduce risks to employees except by the provision of appropriate safety signs to warn or instruct, or both, of the nature of those risks and the measures to be taken to protect against them.

(2) For the purposes of paragraph (1), risks shall only be treated as having been adequately reduced if, having adopted the appropriate techniques, measures, methods or procedures referred to in that paragraph, there is no longer a significant risk of harm having regard to the magnitude and nature of the risks arising from the work concerned.

(3) Without prejudice to paragraph (1), sub-paragraphs (a) and (b) of paragraph (4) shall also apply in relation to fire safety signs where they are required to comply with the provisions of any enactment (whether in an Act or instrument).

(4) Where this paragraph applies, the employer shall (without prejudice to the requirements as to the signs contained in regulation 11(2) of the Offshore Installations (Prevention of Fire and Explosion, and Emergency Response) Regulations 1995⁽⁵⁾)—

- (a) in accordance with the requirements set out in Parts I to VII of Schedule 1, provide and maintain any appropriate safety sign (other than a hand signal or verbal communication) described in those Parts, or ensure such sign is in place; and
- (b) subject to paragraph (5), in accordance with the requirements of Parts I, VIII and IX of Schedule 1, ensure, so far as is reasonably practicable, that any appropriate hand signal or verbal communication described in those Parts is used; and
- (c) provide and maintain any safety sign provided in pursuance of paragraph (6) or ensure such sign is in place.

(5) For the purposes of sub-paragraph (b) of paragraph (4), the appropriate hand signal described in the documents specified in Schedule 2 shall be an alternative to the corresponding hand signal described in paragraph 3 of Part IX of Schedule 1.

(6) Where it is appropriate to provide safety signs in accordance with paragraph (1) because at a place of work there is a risk to the health or safety of any employee in connection with the presence or movement of traffic (including pedestrians in relation to such traffic) and there is an appropriate sign in that connection prescribed under the Road Traffic Regulation Act 1984⁽⁶⁾, that sign shall be used whether or not that Act applies to that place of work.

Information, instruction and training

5.—(1) Every employer shall ensure that comprehensible and relevant information on the measures to be taken in connection with safety signs is provided to each of his employees.

(3) S.I. 1995/263.
(4) S.I. 1992/2051.
(5) S.I. 1995/743.
(6) 1984 c. 27.

(2) Every employer shall ensure that each of his employees receives suitable and sufficient instruction and training in the meaning of safety signs and the measures to be taken in connection with safety signs.

Transitional provisions

6. These Regulations shall not have effect in relation to any fire safety signs lawfully in use immediately before the coming into force of these Regulations until 24 December 1998.

Enforcement

7. Notwithstanding regulation 3 of the Health and Safety (Enforcing Authority) Regulations 1989(7), the enforcing authority in relation to fire safety signs provided in pursuance of regulation 4(4) as applied by regulation 4(3) (signs provided to comply with the provisions of any enactment) shall be—

- (a) the Health and Safety Executive, in the case of—
 - (i) premises where the Fire Certificates (Special Premises) Regulations 1976(8) apply;
or
 - (ii) premises and activities to which these Regulations apply by virtue of paragraph (2) (b) of regulation 3;
- (b) in any other case, the authority or class of authorities responsible for enforcing the relevant provision of the enactment which applies to the case.

Revocations and amendments

8.—(1) The instruments referred to in column 1 of Part I of Schedule 3 shall be revoked to the extent specified in column 3 of that Part.

(2) The instruments referred to in Part II of Schedule 3 shall be modified to the extent specified in that Part.

16th February 1996.

John Selwyn Gummer
Secretary of State for the Environment.

18th February 1996.

Michael Howard
Secretary of State for the Home
Department

(7) S.I. 1989/1903.

(8) S.I. 1976/2003, amended by S.I. 1985/1333, S.I. 1987/37 and S.I. 1992/1811.

SCHEDULE 1

Regulation 4(4) and (5)

PART I

MINIMUM REQUIREMENTS CONCERNING SAFETY SIGNS AND SIGNALS AT WORK

Preliminary remarks

1.—(1.1) Where safety signs are required by these Regulations, they must conform to the specific requirements in Parts II to IX of this Schedule.

(1.2) This Part introduces those requirements, describes the different uses of safety signs, and gives general rules on the interchanging and combining of signs.

(1.3) Safety signs must be used only to convey the message or information specified in this Schedule.

Types of signs

2.—(2.1) *Permanent signs*

(2.1.1) Permanent signboards must be used for signs relating to prohibitions, warnings and mandatory requirements and the location and identification of emergency escape routes and first-aid facilities.

Signboards and/or a safety colour must be used to mark permanently the location and identification of fire-fighting equipment.

(2.1.2) Signboards on containers and pipes must be placed as laid down in Part III.

(2.1.3) Places where there is a risk of colliding with obstacles or of falling must be permanently marked with a safety colour and/or with signboards.

(2.1.4) Traffic routes must be permanently marked with a safety colour.

(2.2) *Occasional signs*

(2.2.1) Illuminated signs, acoustic signals and/or verbal communication must be used where the occasion requires, taking into account the possibilities for interchanging and combining signs set out in paragraph 3, to signal danger, to call persons to take a specific course of action and for the emergency evacuation of persons.

(2.2.2) Hand signals and/or verbal communication must be used where the occasion requires, to guide persons carrying out hazardous or dangerous manoeuvres.

Interchanging and combining signs

3.—(3.1) Any one of the following may be used if equally effective:

- a safety colour or a signboard to mark places where there is an obstacle or a drop,
- illuminated signs, acoustic signals or verbal communication,
- hand signals or verbal communication.

(3.2) Some types of signs may be used together:

- illuminated signs and acoustic signals,
- illuminated signs and verbal communication,
- hand signals and verbal communication.

4. The instructions in the table below apply to all signs incorporating a safety colour.

*Status: This is the original version (as it was originally made). UK
Statutory Instruments are not carried in their revised form on this site.*

<i>Colour</i>	<i>Meaning or purpose</i>	<i>Instructions and information</i>
Red—	Prohibition sign	Dangerous behaviour
	Danger alarm	Stop, shutdown, emergency cut out devices, Evacuate
	Fire-fighting equipment	Identification and location
Yellow or Amber—	Warning sign	Be careful, take precautions
Blue—	Mandatory sign	Examine
		Specific behaviour or action
Green—	Emergency escape, first aid sign	Wear personal protective equipment
	No danger	Doors, exits, routes, equipment, facilities
		Return to normal

5. The effectiveness of a sign must not be adversely affected by:

(5.1) the presence of another emission source of the same type which interferes with visibility or audibility; therefore, in particular,

- (5.1.1) the placing of too many signs too close together should be avoided;
- (5.1.2) two illuminated signs which are likely to be confused are not to be used at the same time;
- (5.1.3) an illuminated sign is not to be used in the proximity of another similar illuminated source;
- (5.1.4) two acoustic signals are not to be used at the same time;
- (5.1.5) an acoustic signal is not to be used if there is too much ambient noise;

(5.2) poor design, insufficient number, incorrect positioning, poor state of repair or incorrect functioning of the signs or signalling devices.

6. Depending on requirements, signs and signalling devices must be cleaned, maintained, checked, repaired, and if necessary replaced on a regular basis to ensure that they retain their intrinsic and/or functional qualities.

7. The number and positioning of signs or signalling devices to be installed will depend on the extent of the hazards or dangers or on the zone to be covered.

8. Signs requiring some form of power must be provided with a guaranteed emergency supply in the event of a power cut, unless the hazard has thereby been eliminated.

9. The triggering of an illuminated sign and/or acoustic signal indicates when the required action should start; the sign or signal must be activated for as long as the action requires. Illuminated signs and acoustic signals must be reactivated immediately after use.

10. Illuminated signs and acoustic signals must be checked to ensure that they function correctly and that they are effective before they are put into service and subsequently at sufficiently frequent intervals.

11. If the hearing or the sight of the workers concerned is impaired, including impairment by the wearing of personal protective equipment, measures must be taken to supplement or replace the signs concerned.

12. Areas, rooms or enclosures used for the storage of significant quantities of dangerous substances or preparations must be indicated by a suitable warning sign taken from paragraph 3.2 of Part II, or marked as provided in paragraph 1 of Part III, unless the labelling of the individual packages of containers is adequate for this purpose.

PART II

MINIMUM GENERAL REQUIREMENTS CONCERNING SIGNBOARDS

Intrinsic features

1.—(1.1) The shape and colours of signboards are set out in paragraph 3, in accordance with their specific object (signboards indicating a prohibition, a warning, a mandatory action, an escape route, an emergency or fire-fighting equipment).

(1.2) Pictograms must be as simple as possible and should contain only essential details.

(1.3) The pictograms used may be slightly different from or more detailed than those shown in paragraph 3, provided that they convey the same meaning and that no difference or adaptation obscures the meaning.

(1.4) Signboards are to be made of shock and weather-resistant material suitable for the surrounding environment.

(1.5) The dimensions and colorimetric and photometric features of signboards must be such that they can be easily seen and understood.

Conditions of use

2.—(2.1) Signboards are in principle to be installed at a suitable height and in a position appropriate to the line of sight, taking account of any obstacles, either at the access point to an area in the case of a general hazard, or in the immediate vicinity of a specific hazard or object and in a well-lit and easily accessible and visible location.

Without prejudice to the provisions of Directive [89/654/EEC](#), phosphorescent colours, reflective materials or artificial lighting should be used where the level of natural light is poor.

(2.2) The signboard must be removed when the situation to which it refers ceases to exist.

Signboards to be used

3.—(3.1) *Prohibitory signs*

Intrinsic features:

- round shape
- black pictogram on white background, red edging and diagonal line (the red part to take up at least 35% of the area of the sign).

Signs to be used:

Status: This is the original version (as it was originally made). UK
Statutory Instruments are not carried in their revised form on this site.



No smoking

No smoking



Smoking and naked
flames forbidden

Smoking and naked flames forbidden



No access for
pedestrians

No access for pedestrians



Do not extinguish
with water

Do not extinguish with water



Not drinkable



No access for unauthorised persons



No access for industrial vehicles



Do not touch

(3.2) *Warning signs*


Intrinsic features:

- triangular shape
- black pictogram on a yellow background with black edging (the yellow part to take up at least 50% of the area of the sign).



Flammable material
or high temperature^(a)

Flammable material or high temperature⁽⁹⁾



Explosive material

Explosive material



Toxic material


Toxic material



Corrosive material

Corrosive material

⁽⁹⁾ In the absence of a specific sign for high temperature.



Radioactive material

Radioactive material



Overhead load

Overhead load



Industrial vehicles

Industrial vehicles



Danger: electricity

Danger: electricity



General danger

General danger



Laser beam

Laser beam




Oxidant material

Oxidant material



Non-ionizing radiation

Non-ionizing radiation



Strong magnetic field

Strong magnetic field



Obstacles

Obstacles



Drop

Drop



Biological risk(10)

Biological risk(a)



Low temperature

Low temperature



Harmful or irritant
material(b)

Harmful or irritant material(11)

(3.3) Mandatory signs

Intrinsic features:

- round shape
- white pictogram on a blue background (the blue part to take up at least 50% of the area of the sign).

(10) Pictogram laid down in Council Directive [90/679/EEC](#) of 26 November 1990 on the protection of workers from the risks related to exposure to biological agents at work (Seventh individual Directive within the meaning of Article 16(1) of Directive [89/391/EEC](#)) OJ No. L 374, 31.12.1990, p. 1.

(11) The background to this sign may exceptionally be amber if justified in order to differentiate it from a similar road safety sign.

Status: This is the original version (as it was originally made). UK
Statutory Instruments are not carried in their revised form on this site.



Eye protection
must be worn

Eye protection must be worn




Safety helmet
must be worn

Safety helmet must be worn



Ear protection
must be worn

Ear protection must be worn



Respiratory equipment
must be worn

Respiratory equipment must be worn




Safety boots
must be worn

Safety boots must be worn



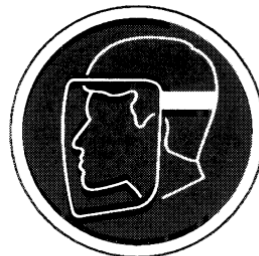
Safety gloves
must be worn

Safety gloves must be worn



Safety overalls
must be worn

Safety overalls must be worn



Face protection
must be worn

Face protection must be worn



Safety harness
must be worn

Safety harness must be worn



Pedestrians must
use this route

Pedestrians must use this route

General mandatory sign (to be accompanied where necessary by another



General mandatory sign
(to be accompanied where
necessary by another sign)


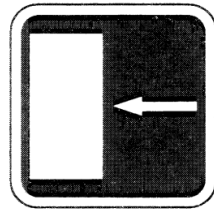

sign)

(3.4) *Emergency escape or first-aid signs*



Intrinsic features:

- rectangular or square shape
- white pictogram on a green background (the green part to take up at least 50% of the area of the sign).

Emergency



exit/escape



route





This

way

Emergency exit/escape route


(supplementary

information



This way
(supplementary information sign)

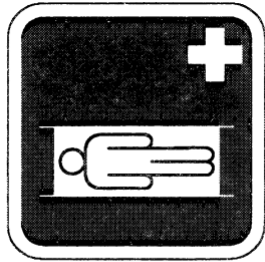
sign)




First-aid post

First-aid post

*Status: This is the original version (as it was originally made). UK
Statutory Instruments are not carried in their revised form on this site.*



Stretcher



Safety shower



Eyewash

Emergency telephone for first-aid or




Emergency telephone for first-aid or escape

(3.5) *Fire-fighting signs*


Intrinsic features:

- rectangular or square shape

- white pictogram on a red background (the red part to take up at least 50% of the area of the sign).



Fire hose



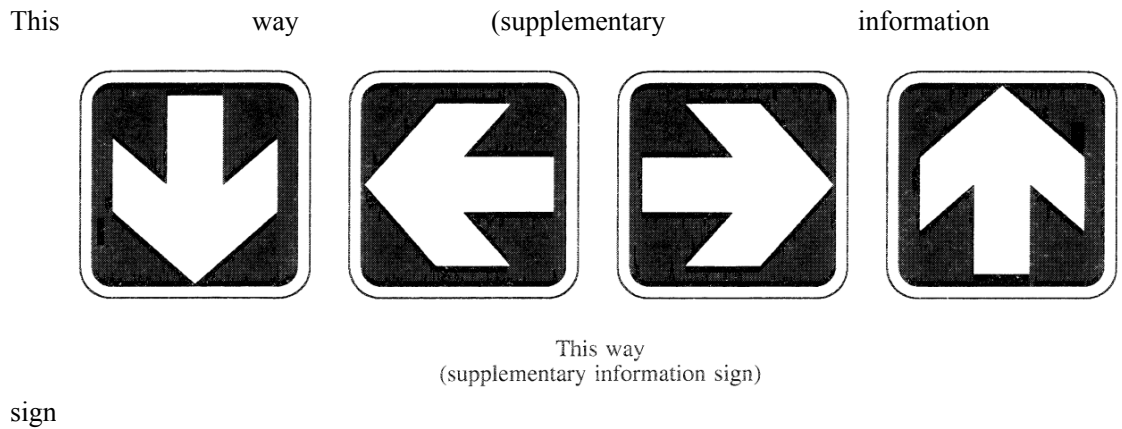
Ladder



Fire extinguisher



Emergency fire telephone



PART III

MINIMUM REQUIREMENTS GOVERNING SIGNS ON CONTAINERS AND PIPES

1. Containers used at work for dangerous substances or preparations defined in Directives [67/548/EEC\(12\)](#) and [88/379/EEC\(13\)](#) and containers used for the storage of such dangerous substances or preparations, together with the visible pipes containing or transporting dangerous substances and preparations, must be labelled (pictogram or symbol against a coloured background) in accordance with those Directives.

Paragraph 1 does not apply to containers used at work for brief periods nor to containers whose contents change frequently, provided that alternative adequate measures are taken, in particular for information and/or training, which guarantee the same level of protection.

The labels referred to in paragraph 1 may be:

- replaced by warning signs as provided for in Part II, using the same pictograms or symbols,
- supplemented by additional information, such as the name and/or formula of the dangerous substance or preparation and details of the hazard,
- for the transporting of containers at the place of work, supplemented or replaced by signs applicable throughout the Community for the transport of dangerous substances or preparations.

2. Signs must be mounted as follows:

- on the visible side(s),
- in unipliable, self-adhesive or painted form.

3. Where appropriate, the signs referred to in paragraph 1 of this Part must have the intrinsic features defined in paragraph 1.4 of Part II and must fulfil the conditions of use for signboards laid down in paragraph 2 of Part II.

4. Without prejudice to paragraphs 1, 2 and 3, the labels used on pipes must be positioned visibly in the vicinity of the most dangerous points, such as valves and joints, and at reasonable intervals.

5. Areas, rooms or enclosures used for the storage of significant quantities of dangerous substances or preparations must be indicated by a suitable warning sign taken from paragraph 3.2 of Part II, or marked as provided in paragraph 1 of Part III, unless the labelling of the individual

(12) O.J. No. L196, 16.8.1967, p.1.

(13) O.J. No. L187, 16.7.1988, p.14.

packages or containers is adequate for this purpose, taking into account Part II, paragraph 1.5 with regard to dimensions.

Stores of a number of dangerous substances or preparations may be indicated by the warning sign for general danger.

The signs or labels referred to above must be positioned, as appropriate, near the storage area or on the door leading into the storage room.

PART IV

MINIMUM REQUIREMENTS FOR THE IDENTIFICATION AND LOCATION OF FIRE-FIGHTING EQUIPMENT

Preliminary remark

1. This Part applies to equipment used exclusively for fire-fighting purposes.
2. Fire-fighting equipment must be identified by using a specific colour for the equipment and placing a location signboard, and/or by using a specific colour for the places where such equipment is kept, or their access points.
3. The colour for identifying this equipment is red.

The red area must be sufficiently large to allow the equipment to be identified easily.

4. The signboards provided for in paragraph 3.5 of Part II must be used to mark the locations of this equipment.

PART V

MINIMUM REQUIREMENTS GOVERNING SIGNS USED FOR OBSTACLES AND DANGEROUS LOCATIONS, AND FOR MARKING TRAFFIC ROUTES

Signs for obstacles and dangerous locations

1.—(1.1) Places where there is a risk of colliding with obstacles, of falling or of objects falling should be marked with alternating yellow and black, or red and white stripes in built-up zones in the undertaking to which workers have access during their work.

(1.2) The dimensions of the markings must be commensurate with the scale of the obstacle or dangerous location in question.

(1.3) The yellow and black or red and white stripes must be at an angle of approximately 45° and of more or less equal size.

(1.4) Example:



Marking of traffic routes

2.—(2.1) Where the use and equipment of rooms so requires for the protection of workers, traffic routes for vehicles must be clearly identified by continuous stripes in a clearly visible colour, preferably white or yellow, taking into account the colour of the ground.

(2.2) The stripes must be located so as to indicate the necessary safe distance between the vehicles and any object which may be near by, and between pedestrians and vehicles.

(2.3) Permanent traffic routes in built-up areas outdoors should, as far as is practicable, be similarly marked, unless they are provided with suitable barriers or pavements.

PART VI

MINIMUM REQUIREMENTS FOR ILLUMINATED SIGNS

Intrinsic features

1.—(1.1) The light emitted by a sign must produce a luminous contrast which is appropriate to its environment, in accordance with the intended conditions of use of the sign, but without producing glare for an excessive amount of light or poor visibility as a result of insufficient light.

(1.2) The luminous area emitting a sign may be of a single colour or contain a pictogram on a specified background.

(1.3) The single colour must correspond to the table of colours and their meanings set out in paragraph 4 of Part I.

(1.4) Likewise, when the sign contains a pictogram, the latter must comply with all the relevant rules set out in Part II.

Specific rules governing use

2.—(2.1) If a device can emit both continuous and intermittent signs, the intermittent sign should be used to indicate a higher level of danger or a more urgent need for the requested/imposed intervention or action than is indicated by the continuous sign.

The duration of each flash and the frequency of the flashes of an intermittent illuminated sign must be such as to:

- ensure the proper perception of the message, and
- avoid any confusion either between different illuminated signs or with a continuous illuminated sign.

(2.2) If a flashing sign is used instead of, or together with, an acoustic signal, identical codes must be used.

(2.3) Devices for emitting flashing signs in the event of grave danger must be under special surveillance or be fitted with an auxiliary lamp.

PART VII

MINIMUM REQUIREMENTS FOR ACOUSTIC SIGNALS

Intrinsic features

1.—(1.1) Acoustic signals must:

- (a) have a sound level which is considerably higher than the level of ambient noise, so that it is audible without being excessive or painful;
- (b) be easily recognizable, particularly in terms of pulse length and the interval between pulses or groups of pulses, and be clearly distinct from any other acoustic signal and ambient noises.

(1.2) If a device can emit an acoustic signal at variable and constant frequencies, the variable frequency should be used to indicate a higher level of danger or a more urgent need for the requested/imposed intervention or action in relation to the stable frequency.

Code

- 2. The signal for evacuation must be continuous.

PART VIII

MINIMUM REQUIREMENTS FOR VERBAL COMMUNICATION

Intrinsic features

1.—(1.1) Verbal communication between a speaker or emitter and one or more hearers is to take the form of (sometimes coded) short texts, phrases, groups of words and/or individual words.

(1.2) Spoken messages are to be as short, simple and clear as possible; the verbal skills of the speaker and the hearing abilities of the hearer(s) must be such as to ensure reliable verbal communication.

(1.3) Verbal communication is direct (by means of the human voice) or indirect (by means of a human or artificial voice which is broadcast by whatever means is appropriate).

Specific rules governing use

2.—(2.1) The persons involved must have a good knowledge of the language used so that they are able to pronounce and understand the spoken message correctly and consequently behave in a way which is appropriate to health and/or safety.

(2.2) If verbal communication is used instead of, or together with, gestures, code words should be used such as:

—start	to indicate the start of a command.
—stop	to interrupt or end a movement.
—end	to stop the operation.
—raise	to have a load raised.
—lower	to have a load lowered.
—forwards	to be co-ordinated with the corresponding hand signals
—backwards	
—right	
—left	
—danger	for an emergency stop.

—quickly

to speed up a movement for safety reasons.

PART IX

MINIMUM REQUIREMENTS FOR HAND SIGNALS

Features

1. Hand signals must be precise, simple, expansive, easy to make and to understand, and clearly distinct from other such signals.

Where both arms are used at the same time, they must be moved symmetrically and used for giving one sign only.

Provided that they fulfil the conditions given above, the signals used may vary slightly from or be more detailed than those shown in paragraph 3; they must, however, be equally meaningful and comprehensible.

Specific rules governing use

2.—(2.1) The person giving the signs, hereinafter referred to as the ‘signalman’, will use arm/hand movements to give manoeuvring instructions to the person receiving the signs, hereinafter referred to as the operator.

(2.2) The signalman must be able to monitor all manoeuvres visually without being endangered thereby.

(2.3) The signalman’s duties must consist exclusively of directing manoeuvres and ensuring the safety of workers in the vicinity.

(2.4) If the conditions described in paragraph 2.2. are not fulfilled, one or more extra signalmen should be deployed.

(2.5) The operator must interrupt the ongoing manoeuvre in order to request new instructions when he is unable to carry out the orders he has received with the necessary safety guarantees.

(2.6) Accessories

The operator must be able to recognize the signalman without difficulty.

The signalman is to wear one or more appropriate distinctive items, e.g. a jacket, helmet, sleeves or armbands, or carry bats.

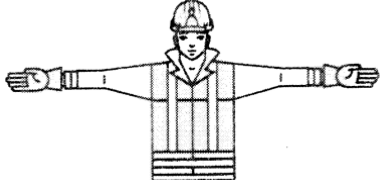




The distinctive items are to be brightly coloured, preferably all of the same colour and for the exclusive use of signalmen.

Coded signals to be used




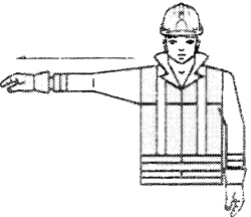
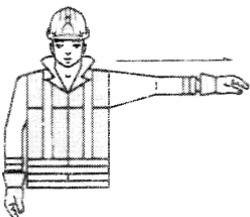

Preliminary remark:


The following set of coded signals are without prejudice to other codes applicable at Community level, used for the same manoeuvres in certain sectors:

Meaning	Description	Illustration
A. General signals		

Meaning	Description	Illustration
START Attention Start of Command	both arms are extended horizontally with the palms facing forwards	
STOP Interruption End of movement	the right arm points upwards with the palm facing forwards.	
END of the operation	both hands are clasped at chest height.	
B. Vertical movements		
RAISE	the right arm points upwards with the palm facing forward and slowly makes a circle.	
LOWER	the right arm points downwards with the palm facing inwards and slowly makes a circle.	

Status: This is the original version (as it was originally made). UK
Statutory Instruments are not carried in their revised form on this site.

Meaning	Description	Illustration
VERTICAL DISTANCE	the hands indicate the relevant distance.	
C. Horizontal Movements		
MOVE FORWARDS	both arms are bent with the palms facing upwards, and the forearms make slow movements towards the body.	
MOVE BACKWARDS	both arms are bent with the palms facing downwards, and the forearms make slow movements away from the body.	
RIGHT to the signalman's	the right arm is extended more or less horizontally with palm facing downwards and slowly makes small movements to the right.	
LEFT to the signalman's	the left arm is extended more or less horizontally with palm facing downwards and slowly makes small movements to the left.	
HORIZONTAL DISTANCE	the hands indicate the relevant distance.	

Meaning	Description	Illustration
D. Danger		
DANGER	both arms points upwards with the palms facing forwards.	
Emergency stop		
QUICK	all movements faster.	
SLOW	all movements slower.	

SCHEDULE 2

Regulation 4(5)

DOCUMENTS SPECIFYING ALTERNATIVE HAND SIGNALS

1. The standards issued by the British Standards Institution with the following standard numbers

BS 6736: 1986 Hand Signals for Agricultural Operations.

BS 7121: 1989 Code of practice for safe use of cranes.

2. Appendix C of the Fire Service Training Manual.

SCHEDULE 3

Regulation 8

PART I

REVOCATIONS

Column 1. <i>Title</i>	Column 2. <i>Reference</i>	Column 3. <i>Extent of revocation.</i>
The Offshore Installations (Operational Safety, Health and Welfare) Regulations 1976.	S.I. 1976/1019 ; to which there are amendments not relevant to these Regulations.	Regulation 2(2).
The Safety Signs Regulations 1980.	S.I. 1980/1471 .	The whole Regulations.

PART II

MODIFICATIONS

1. In regulation 9 of the Noise at Work Regulations 1989⁽¹⁴⁾—
 - (a) in paragraph (1)(a), for the words “in paragraph A.3.3. of Appendix A to Part I of BS 5378” there shall be substituted the words “for the purpose of indicating ‘ear protection must be worn’ in paragraph 3.3 of Part II of Schedule 1 to the Health and Safety (Safety Signs and Signals) Regulations 1996 (S.I. 1996/341)”; and
 - (b) in paragraph (2), the words from ‘and “Part I of BS 5378”’ to the end of the paragraph shall be deleted.
2. In the Dangerous Substances (Notification and Marking of Sites) Regulations 1990⁽¹⁵⁾—
 - (a) in regulation 2(1)—
 - (i) after the definition of “the 1994 Regulations” there shall be inserted the following definition—

““the Safety Signs Regulations” means the Health and Safety (Safety Signs and Signals) Regulations 1996 (S.I. 1996/341);”; and
 - (ii) there shall be deleted the definition of “Part I of BS 5378”;
 - (b) in regulation 5(2), for the words “clause 3.6 of Part I of BS 5378” there shall be substituted the words “paragraph 3.2 of Part II of Schedule 1 to the Safety Signs Regulations”;
 - (c) in regulation 6(3), for the words “clause 3.6” to “clause 3.9 of that Part” there shall be substituted the words “paragraph 3.2 of Part II of Schedule 1 to the Safety Signs Regulations”.

EXPLANATORY NOTE

(This note is not part of the Regulations)

1. These Regulations impose requirements in relation to the provision and use of safety signs and signals and as respects Great Britain implement Council Directive 92/58/EEC (OJNo. 245, 26.8.92, p. 23) on the minimum requirements for the provision of safety and/or health signs at work.

2. The terms used in the Regulations are defined in regulation 2 and the circumstances in which the Regulations apply are set out in regulation 3. The exclusions include signs used in relation to the supply of equipment or substances, for the transport of dangerous goods and for the regulation of transport. The Regulations are extended offshore by this regulation.

3. By regulation 4, safety signs are required to comply with the descriptions in Schedule 1. They must be provided where the risk assessment made under regulation 3 of the Management of Health and Safety at Work Regulations 1992 (S.I. 1992/2051) indicates that the risks cannot be avoided or adequately controlled in other ways. Fire safety signs must also be provided where they are required to comply with the provisions of any enactment. The regulation also requires that safety signs (other

⁽¹⁴⁾ S.I. 1989/1790, amended by S.I. 1992/2966.

⁽¹⁵⁾ S.I. 1990/304, amended by S.I. 1993/1746 and S.I. 1994/669.

than a hand signal or verbal communication) are maintained. With certain exceptions (set out in Schedule 2) the hand signals to be used are described in Schedule 1.

4. Regulation 5 requires that employees receive adequate instruction and training in the meaning of safety signs and the measures to be taken in connection with safety signs and regulation 6 provides for transitional periods in relation to fire safety signs already in use. Regulation 7 provides for enforcement. The Safety Signs Regulations 1980 are revoked and consequential modifications are made to other Regulations (regulation 8 and Schedule 3).

5. Copies of the documents referred to in Schedule 2 are obtainable as follows—

- (a) the British Standards referred to in Schedule 2 from BSI Standards, 389 Chiswick High Road, London W4 4AL;
- (b) Appendix C of the Fire Service Training Manual (ISBN 0 11 341091 3) from Her Majesty's Stationery Office.