
STATUTORY INSTRUMENTS

1992 No. 168

**PUBLIC HEALTH, ENGLAND & WALES
PUBLIC HEALTH, SCOTLAND PUBLIC
HEALTH, NORTHERN IRELAND**

NOISE

**The Lawnmowers (Harmonization of Noise
Emission Standards) Regulations 1992**

<i>Made</i>	- - - -	<i>3rd February 1992</i>
<i>Laid before Parliament</i>		<i>5th February 1992</i>
<i>Coming into force</i>	- -	<i>1st March 1992</i>

The Secretary of State, being a Minister designated for the purposes of section 2(2) of the European Communities Act 1972⁽¹⁾ in relation to matters relating to the harmonization of sound power level⁽²⁾ and sound pressure level⁽³⁾ requirements for equipment for cutting grass, in exercise of the powers conferred on him by that section and of all his other enabling powers, hereby makes the following Regulations:—

Citation, commencement and revocation

1.—(1) These Regulations may be cited as the Lawnmowers (Harmonization of Noise Emission Standards) Regulations 1992 and shall come into force on 1st March 1992.

(2) The Lawnmowers (Harmonization of Noise Emission Standards) Regulations 1986⁽⁴⁾ the Lawnmowers (Harmonization of Noise Emission Standards) (Amendment) Regulations 1987⁽⁵⁾ and the Lawnmowers (Harmonisation of Noise Emission Standards) Regulations (Northern Ireland) 1990⁽⁶⁾ are hereby revoked provided that those Regulations shall continue to apply to lawnmowers to which these Regulations do not apply by virtue of regulation 2(1) and (2).

(1) 1972 c. 68.
(2) S.I.1985/749.
(3) S.I. 1989/1327.
(4) S.I. 1986/1795.
(5) S.I. 1987/876.
(6) S.R. 1990 No. 41.

Application of Regulations

2.—(1) Subject to paragraph (2) of this regulation, these Regulations do not apply to any lawnmower which was supplied for the first time in the Community before 1st March 1992.

(2) As from 1st March 1994 these Regulations do not apply to any lawnmower which the supplier proves was supplied for the first time in the Community before 1st March 1992.

(3) These Regulations do not apply to any lawnmower which the supplier reasonably believes will not be used in the United Kingdom or any other member State.

Interpretation

3.—(1) In these Regulations, unless the context otherwise requires, the following expressions shall have the following meanings—

“certificate of conformity” means a certificate, in the form set out for the purposes of illustration in Schedule 1, based on a laboratory test report on a lawnmower of the same type as the particular lawnmower to which the certificate relates, issued by the manufacturer, or importer domiciled in the Community, in which the manufacturer, or importer domiciled in the Community, certifies—

- (a) the maximum sound power level of that lawnmower guaranteed by the manufacturer, and that the maximum sound power level does not exceed the permissible sound power level for a lawnmower of that cutting width; and
- (b) in the case of a wide lawnmower, the maximum sound pressure level of that lawnmower guaranteed by the manufacturer, and that the maximum sound pressure level does not exceed the permissible sound pressure level;

“the Community” means the European Economic Community;

“the Directive” means Council Directive [84/538/EEC](#) on the approximation of the laws of the member States relating to the permissible sound power level of lawnmowers⁽⁷⁾ as amended by Commission Directive [87/252/EEC](#) adapting it to technical progress⁽⁸⁾ and by Council Directive [88/180/EEC](#) extending it to motorised cylinder mowers⁽⁹⁾ and by Council Directive [88/181/EEC](#) extending it, in the case of wide lawnmowers, to their permissible sound pressure level and amending the requirements for narrow lawnmowers⁽¹⁰⁾;

“EEC sound power level mark” means a mark in the form set out in Schedule 2A which indicates the maximum sound power level of a lawnmower expressed in dB(A)/pW as guaranteed by the manufacturer and as certified in the certificate of conformity issued in respect of that lawnmower;

“EEC sound pressure level mark” means a mark in the form set out in Schedule 2B which indicates the maximum sound pressure level of a lawnmower expressed in dB(A)/20 µPa as guaranteed by the manufacturer and as certified in the certificate of conformity issued in respect of that lawnmower;

“laboratory test report” means a report issued in accordance with Schedule 3 by a listed laboratory on a lawnmower submitted to that body for testing or an equivalent report by a body charged by a member State other than the United Kingdom with functions corresponding to those of a listed laboratory;

“lawnmower” means any motorised equipment appropriate for the upkeep by cutting, by whatever method, of areas under grass used for recreational, decorative or similar purposes, but excluding—

(7) OJ No. L300, 19.11.84. p.171.

(8) OJ No. L117, 5.5.87. p.22.

(9) OJ No. L81, 26.3.88. p.69.

(10) OJ No. L81, 26.3.88. p.71.

- (a) agricultural and forestry equipment;
- (b) non-independent devices, such as drawn cylinders, with cutting devices actuated by the wheels or by an integrated drawing or carrier component;
- (c) multi-purpose devices the main motorized components of which have an installed power of over 20kW;

“narrow lawnmower” means an electrically powered lawnmower with a cutting width of less than 30cm;

“wide lawnmower” means a lawnmower with a cutting width exceeding 120cm and having a seat attached in a suitable way to a structural component of the lawnmower;

“listed laboratory” means a body approved by the Secretary of State for the purposes of regulation 5;

“permissible sound power level” means the sound power level specified in the second column of the Table in Schedule 4 in respect of a lawnmower with the cutting width specified in the first column of that Table;

“permissible sound pressure level” means the sound pressure level of airborne noise of 90dB(A), in respect of a wide lawnmower;

“sound power level” means the sound power level as measured in accordance with Schedule 3;

“sound pressure level” means the sound pressure level when measured at the operator’s position in accordance with Schedule 3; and

“supply” is to be read in accordance with Section 46 of the Consumer Protection Act 1987(11), and includes offering or agreeing to supply, and exposing or possessing for supply, and “supplied” and “supplier” have the corresponding meanings.

(2) Any reference in these Regulations to a numbered regulation or Schedule is a reference to the regulation or Schedule so numbered in these Regulations.

Prohibition on supply

4.—(1) Subject to the exception in paragraph (2) of this regulation, no person shall supply any lawnmower to which these Regulations apply unless—

- (a) the sound power level does not exceed the permissible sound power level for that lawnmower and, in the case of a wide lawnmower, the sound pressure level does not exceed the permissible sound pressure level;
- (b) it is accompanied by a certificate of conformity (which may be reproduced on the directions for use or on the guarantee certificate accompanying that lawnmower); and
- (c) prior to such supply, there has been placed on that lawnmower in a clearly visible and durable fashion either directly or on a plate (such as a riveted or self adhesive plate)—
 - (i) a mark or marks which identify the manufacturer of the lawnmower and describe the type of lawnmower;
 - (ii) except in the case of a narrow lawnmower, an EEC sound power level mark; and
 - (iii) in the case of a wide lawnmower, an EEC sound pressure level mark.

(2) This regulation does not apply to the supply by any person of a lawnmower which has, prior to such supply, been taken into service in the Community.

Listed laboratories

5.—(1) A listed laboratory—

- (a) may, on receipt of an application containing information and documents in accordance with Schedule 5, carry out in accordance with Schedule 3 the tests required by the applicant on a lawnmower submitted to it as representative of a specific type of lawnmower to measure the sound power level or, in the case of a wide lawnmower, the sound pressure level or both in respect of that lawnmower, and
- (b) after payment of the prescribed fee, if so required, shall issue a test report in accordance with Schedule 3 in respect of the lawnmower submitted for testing.

(2) Any approval of a body as a listed laboratory by the Secretary of State for the purposes of paragraph (1) of this regulation, may be given for an unlimited period or a specified period and may be given subject to terms and conditions and the Secretary of State may withdraw any such approval if the body ceases to comply with any such term or condition.

Prescribed fee

6. A listed laboratory may require a fee to be paid by the applicant in connection with the work done or to be done by it under regulation 5 (in regulation 5 described as the prescribed fee) and the fee in every case shall not exceed the sum of—

- (a) the costs of the listed laboratory of and in connection with the work done or to be done by it under regulation 5; and
- (b) an amount on account of profit which is reasonable in the circumstances having regard to—
 - (i) the character and the extent of the work done or to be done by the listed laboratory under regulation 5, and
 - (ii) the commercial rate normally charged on account of profit for that work or similar work.

Conformity checks

7.—(1) The Secretary of State may from time to time carry out checks on any lawnmower to which these Regulations apply and which is, for the time being, held in the United Kingdom by or on behalf of the manufacturer, or importer domiciled in the Community, or other supplier to ascertain whether it conforms with the requirements of regulation 4.

(2) In Northern Ireland the powers conferred by paragraph (1) of this regulation shall be exercisable by the Department of Economic Development in Northern Ireland.

Offences

8.—(1) Any person who without reasonable excuse contravenes or fails to comply with any of the provisions of regulation 4 shall be guilty of an offence and liable, on summary conviction, to a fine not exceeding £1000.

(2) Where the commission by any person of an offence under paragraph (1) of this regulation is due to the act or default of some other person, that other person shall be guilty of the offence, and a person may be charged with and convicted of the offence by virtue of this regulation whether or not proceedings are taken against the first-named person.

Offences by Corporations

9.—(1) Where an offence under these Regulations committed by a body corporate is proved to have been committed with the consent or connivance of, or to be attributable to any neglect on the part of, any director, manager, secretary or other similar officer of the body corporate or any person purporting to act in any such capacity, he as well as the body corporate shall be deemed to be guilty of the offence.

(2) Where the affairs of a body corporate are managed by its members, paragraph (1) of this regulation shall apply in relation to the acts and defaults of a member in connection with his functions of management as if he were a director of the body corporate.

(3) In this regulation, references to a “body corporate” include references to a partnership in Scotland and, in relation to such a partnership, any reference to a director, manager, secretary or other similar officer of a body corporate is a reference to a partner.

Department of Trade and Industry
3rd February 1992

Reay
Parliamentary Under Secretary of State for
Industry and Technology,

*Status: This is the original version (as it was originally made). UK
Statutory Instruments are not carried in their revised form on this site.*

SCHEDULE 1

Regulation 3(1)

MODEL CERTIFICATE OF CONFORMITY ISSUED BY THE MANUFACTURER, OR BY THE IMPORTER DOMICILED IN THE COMMUNITY

I, the undersigned

.....
.....
.....

(name and address)

Certify that the lawnmower:

- 1. Category
- 2. Make
- 3. Type
- 4. Identification of the series
- 5. Motor:
 - manufacturer
 - type
 - speed of rotation during the test in rpm

conforms to the specifications of Directive 84/538/EEC as adapted to technical progress by Directive 87/252/EEC and amended by Directive 88/180/EEC, and (where appropriate) Directive 88/181/EEC.

Maximum sound power level guaranteed by the manufacturer
..... dB(A)

Maximum sound pressure level at the operator's position guaranteed by the manufacturer
..... dB(A)
(where appropriate for lawnmowers with a cutting width exceeding 120cm)

- type of cutting device
- width of cut cm
- speed of rotation of the cutting device rpm

Done at
(Date)

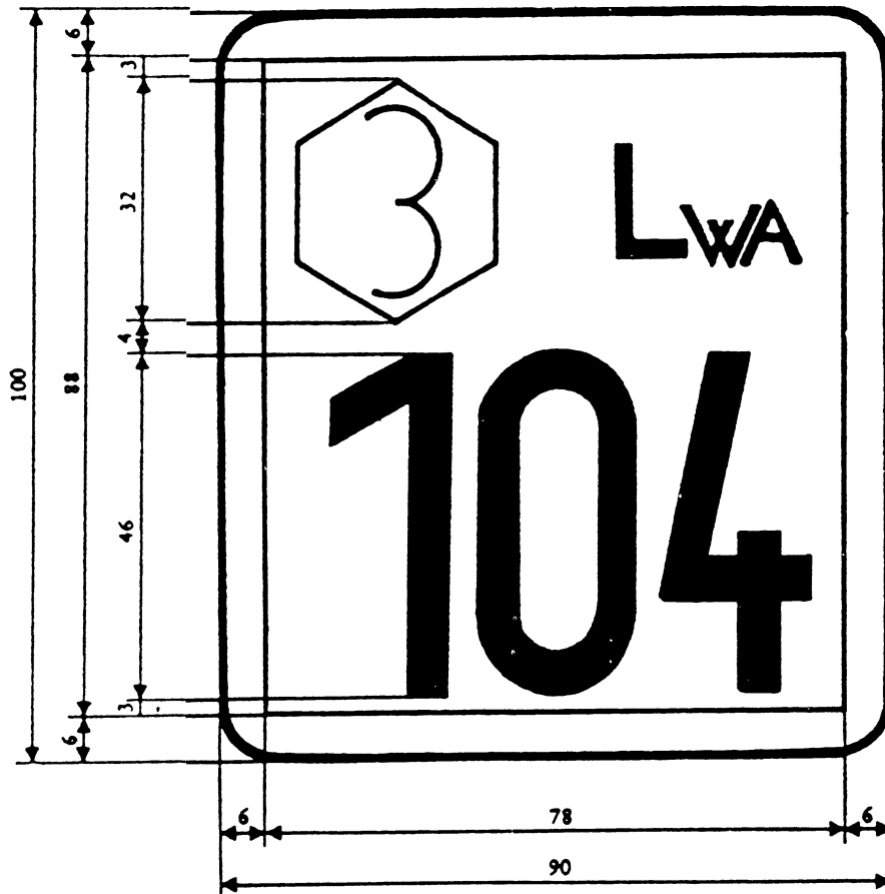
.....
(Signature)

.....
(Position)

SCHEDULE 2A

Regulation 3(1)

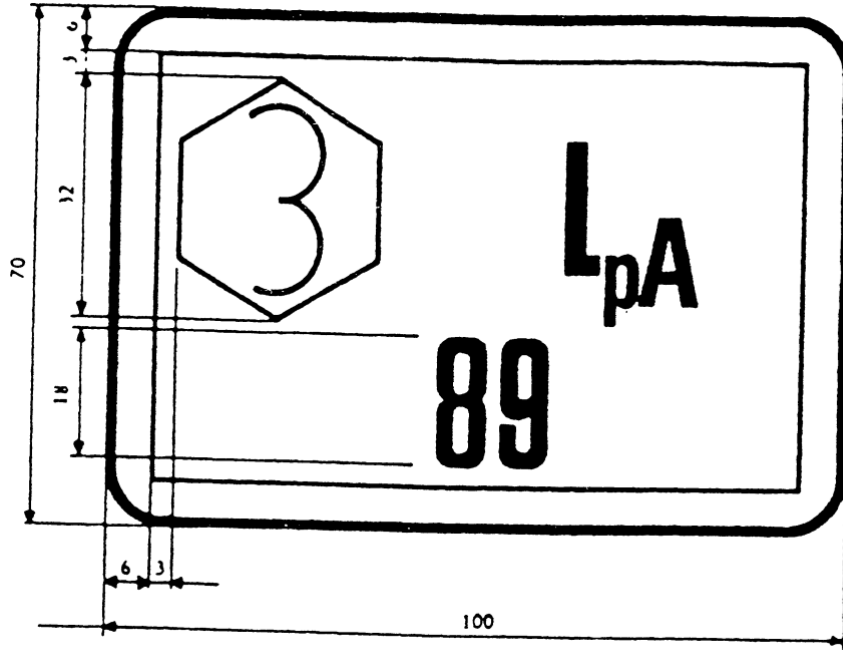
MODEL FOR MARK STATING THE SOUND POWER LEVEL



SCHEDULE 2B

Regulation 3(1)

MODEL FOR MARK STATING THE SOUND
PRESSURE LEVEL AT THE OPERATOR'S POSITION



The models in Schedules 2A and 2B show relative proportions and the overall size may be increased or reduced.

SCHEDULE 3

Regulation 3(1)

PART 1

METHOD OF DETERMINING AIRBORNE NOISE EMITTED BY
LAWNMOWERS (ALSO REFERRED TO AS MOWERS IN THIS SCHEDULE)

OBJECT

1. The purpose of this method is to determine the noise emitted by all categories of lawnmowers. For the purposes of this method, lawnmowers are called sound sources.

This method defines the various acoustic criteria which may be adopted to characterize a sound source, and the means of determining these criteria.

The values obtained by this method constitute the basic data for checking that the noise emission of lawnmowers complies with requirements for noise limitation. Unless otherwise indicated, these values are inclusive of tolerances.

SCOPE

2.

Type of noise

2.1. This method is applicable to any type of noise emitted by a sound source normally used in the open air.

Size of sound source

2.2. This method is applicable to sound sources of all sizes.

DEFINITIONS

3.

Sound pressure level L_{pA}

3.1. The sound pressure level L_{pA} is obtained by applying the weighting A to the sound pressure level L_p .

The sound pressure level L_p , expressed in dB, of a noise is defined by:

$$L_p = 20 \log_{10} \frac{p}{p_0}$$

where:

p is the effective sound pressure value measured at a particular point, expressed in Pa;

p_0 is the effective reference sound pressure, equal to 20 μ Pa.

The value L_{pA} of the A-weighted sound pressure level, expressed in dB, is obtained by applying the weighting A to the measuring system.

Measuring surface

3.2. The measuring surface of area S is a hypothetical surface surrounding the sound source and on which the measuring points are arranged (see 6.4).

Surface sound pressure level L_{pAM}

3.3. The surface sound pressure level L_{pAM} is the root mean square of the sound pressures recorded on the measuring surface, calculated in accordance with the method set out in 8.4.

Sound power level L_{WA} is obtained by applying the weighting A to the sound power level L_W .

3.4. The sound power level L_W expressed in dB, of a sound source is defined by:

$$L_W = 10 \log_{10} \frac{W}{W_0}$$

where:

W is the total sound power generated by the sound source, expressed in watts;

W_0 is the reference sound power, equal to 10^{-12} W.

The value L_{WA} of the A-weighted sound power level, expressed in dB, is obtained by applying the weighting A to the measuring system.

Limit value of the sound power level L_{WA1}

3.5. The limit value of the sound power level L_{WA} , expressed in A-weighted dB, shall be termed L_{WA1} .

Directivity index (DI)

3.6. The directivity index (DI), expressed in dB, to be adopted in applying this method is defined by the formula:

$$DI = L_{pAmax} - L_{pAm} + 3$$

where:

L_{pAmax} is the highest of the sound pressure levels recorded at the measuring points (see 6.4.2), calculated in accordance with 8.1.1 and corrected in accordance with the general principles laid down in 8.6.1, 8.6.3 and 8.6.4,

L_{pAm} is the surface sound pressure level determined in accordance with 8.4,

3 is a conventional additive term.

In determining the values L_{pAmax} and L_{pAm} only the measuring points prescribed need to be taken into account.

Extraneous noise

3.7. Extraneous noise means the noise resulting from background noise and parasitic noise.

Background noise

3.7.1. Background noise means any noise recorded at the measuring points which is not generated by the sound source.

Parasitic noise

3.7.2. Parasitic noise means any noise at the measuring points which is generated by the sound source but not directly radiated by it.

CRITERIA TO BE USED FOR EXPRESSING RESULTS

4.

Acoustic criteria for the environment

4.1. The acoustic criterion for the environment of a lawnmower shall be expressed by the sound power level.

MEASURING INSTRUMENTS

5.

General

5.1. The instruments shall be designed to measure the A-weighted level of the root mean square of the sound pressure. The level of the root mean square value in time for a measurement point is obtained either by direct reading of the instrument, or by calculation in accordance with section 11.

Measuring instruments

5.2. The following instruments may be used to satisfy the preceding requirement:

- (a) a sound level meter which at least meets the requirements of IEC Publication 651, first edition, 1979 for the type of meters in Class 1. The meter must be used in the S response mode;
- (b) an integrator effecting analog or digital integration of the squared signal over a given time interval.

Note:

If, for any measurement, instruments other than a precision sound level meter or combinations of instruments, such as integrators are used, all the specifications of such instruments shall comply with the relevant requirements of IEC publication 651, first edition, 1979.

Microphone with cable

5.3. Use shall be made of a microphone with cable complying with IEC publication 651, first edition, 1979 and calibrated for free-field measurement.

Weighting network

5.4. Use shall be made of an A-weighting network meeting the requirements of IEC publication 651, first edition, 1979.

Inspection of the measuring apparatus

5.5.

5.5.1. Before the tests, the acoustic properties of the entire apparatus (measuring instruments including microphone and cable) shall be checked by means of a calibrated sound source with an accuracy of at least 0.5 dB (e.g. a pistonphone); the apparatus shall be checked again immediately after each series of measurements.

5.5.2. These on-the-spot checks shall be supplemented by more thorough calibrations to be carried out at least once a year in a specially equipped laboratory.

MEASURING CONDITIONS

6.

Purpose of the measurement

6.1.

6.1.1. Lawnmowers designed to be equipped with a device for collecting the grass shall be tested under normal conditions of use with that device fitted.

6.1.2. The cutting device shall be adjusted to a height of 3 cm. If for technical reasons this is not possible, the cutting device shall be adjusted as close as possible to a height of 3 cm. The grass in

the test area shall be mown with this cutting device setting before any sound measurement is taken where tests are made under 6.3.3. below.

For the sound measurement, all grass shall be removed from the lawnmower and the grass collector shall be empty.

6.1.3. The cutting devices of cylinder lawnmowers shall be adjusted with a cylinder/cutting edge gap specified by the manufacturer such that:

- a standardized shell of paper of 80 g/m² weight (kraft paper ISO/R4046) is cut over at least 50% of the cutting width, or
- the distance between the cylinder blades and the cutting edge is not more than 0.15 mm over the whole length of the cutting-width, or
- the cutting mechanism shall be adjusted until the blades touch and then backed off until contact just ceases when the cylinder is rotating at maximum speed.

The option of making use of the test method laid down in the third indent is limited to electrically powered cylinder mowers with a cutting width of less than 50 cm.

Before and during the operation, the cutting device shall be lubricated with SAE 20/50 oil.

Operation of the sound source during measurement

6.2. Before each sound measurement is taken, the lawnmower shall be warmed up in accordance with the manufacturer's instructions.

The sound power level of lawnmowers shall, in principle, be measured when the lawnmower is stationary without its operator being present and the cutting device and the motor are operating at maximum speed.

If the cutting device cannot be separated from the driving wheels of the lawnmower, the mower shall be tested either with the mower on supports or while moving and driven by an operator under the following conditions:

- direct drive lawnmower:
 - in this case, it shall be moving at a speed such that the cutting device is operating at the maximum speed laid down by the manufacturer,
- variable-drive lawnmower:
 - in this case, the highest gear shall be selected. The lawnmower shall be moving at a speed such that the cutting device is operating at the maximum speed laid down by the manufacturer.
 - (a) Lawnmowers with combustion engines:

The engine oil used for operating the mower during measurement shall be as specified by the manufacturer. The fuel tank shall not be more than half full.

- (b) Lawnmowers with electric motors:

If the lawnmower is powered by battery, the battery shall be fully charged. If the lawnmower is powered by a generator or from the mains, the frequency of the supply current, specified for the motor by the manufacturer, shall be stable during the test at ± 1 Hz if the lawnmower is equipped with an induction motor, and the supply voltage at $\pm 1.0\%$ of the rated voltage if the lawnmower is equipped with a commutator motor. The voltage is measured at the plug of a non-detachable cable or cord, or at the inlet of the lawnmower if a detachable cable is provided. The waveform of the current supplied from the generator shall be similar to that obtained from the mains.

- (c) Lawnmowers which hover or are hand held:

These mowers shall be restrained or supported to achieve their normal working position. The supports shall be made in such a way that they do not influence the measurement results.

Measuring site

6.3.

General

6.3.1. The measuring site must comply with the specifications of points 6.3.2, 6.3.3 or 6.3.4.

In case of dispute, measurements shall be carried out on a measuring site according to point 6.3.2.

Measurements in the open air on artificial flooring

6.3.2. The test area must be flat and horizontal. The test area, including the vertical projection of the microphone positions, shall be of concrete or non-porous asphalt covered by an artificial flooring in accordance with Annex A of this Schedule, the centre of which coincides with the geometric centre of the hemisphere mentioned in point 6.4 and the corners of which are aimed at the vertical axes of the microphone positions 2, 4, 6 and 8.

If the wheels of the lawnmower could cause a compression of the artificial flooring of more than 1 cm the wheels shall be placed on supports so that they are level with the artificial flooring before compression. The supports shall be made in such a way that they do not influence the measurement results.

Measurements in the open air on grass

6.3.3. The test area must be flat and horizontal. The test area including the vertical projection of the microphone positions shall be covered in grass turf which is not wet.

Measurements indoors

6.3.4. The sound field inside the measurement room shall be similar to that of an acoustical free field, and the value of the constant C shall be determined in accordance with point 8.6.2.

The floor must be flat and horizontal. The test area, including the vertical projection of the microphone positions shall have the acoustical properties of concrete or non-porous asphalt and be covered by an artificial flooring in accordance with Annex A of this Schedule, the centre of which coincides with the geometric centre of the hemisphere mentioned in point 6.4 and the corners of which are aimed at the vertical axes of the microphone positions 2, 4, 6 and 8.

If the wheels of the lawnmower could cause a compression of the artificial flooring of more than 1 cm the wheels shall be placed on supports so that they are level with the artificial flooring before compression. The supports shall be made in such a way that they do not influence the measurement results.

Measuring surface, measuring distance, location and number of measuring points

6.4.

Measuring surface

6.4.1. The measuring surface to be used for the test shall be a hemisphere. The radius of the hemisphere shall be determined by the width of cut of the lawnmower.

—
The radius shall be:

- 4m, where the width of cut of the lawnmower to be tested is no more than 1.2m
- 10m, where the width of cut of the lawnmower to be tested exceeds 1.2m.

Location and number of measuring points

6.4.2.

General

6.4.2.1. For the purpose of measuring the noise emitted by lawnmowers when stationary and in motion, six measuring points shall be used, i.e. points 2, 4, 6, 8, 10 and 12. When measurements are taken for stationary mowers, the centre of the hemisphere shall coincide with the projection of the geometric centre of the lawnmower to the ground, pointing from measuring point 1 towards point 5. For moving measurements, the displacement axis shall pass through the positions of measuring points 1 and 5 (See Figures 1 and 2).

Position of the measuring points on a hemisphere of radius r

6.4.2.2. In the case of a hemisphere there shall, in principle, be 12 measuring points with the following coordinates (see Figure 2) although, for the measurements on lawnmowers, not all are used:

$$x = (x/r) r$$

$$y = (y/r) r$$

$$z = (z/r) r$$

The values x/r , y/r , z/r and z are given in Table 1:

Table I

	x/r	y/r	z/r	z
1	1	0	—	1.5 m
2	0.7	0.7	—	1.5 m
3	0	1	—	1.5 m
4	-0.7	0.7	—	1.5 m
5	-1	0	—	1.5 m
6	-0.7	-0.7	—	1.5 m
7	0	-1	—	1.5 m
8	0.7	-0.7	—	1.5 m
9	0.65	0.27	0.71	—
10	-0.27	0.65	0.71	—
11	-0.65	-0.27	0.71	—
12	0.27	-0.65	0.71	—

MEASUREMENTS

7.

Measurement of the acoustic properties of the measuring site

7.1. The environmental conditions at the measuring site shall be checked before measurements are carried out. The following factors shall be checked:

- (a) extraneous noise;
- (b) wind interference;
- (c) operating conditions such as vibrations, temperature, humidity, barometric pressure;
- (d) acoustic properties of the test area;
- (e) acoustic reflections from obstacles in the measuring site which might affect the results of the measurements.

Extraneous noise

7.1.1. The measurement of the level of parasitic noise shall not be taken into consideration.

Measurement of background noise

Background noise shall be recorded at the measuring points (see 6.4.2) with the sound source switched off (no sound emission) (see method given in 7.2).

Wind speed and direction

7.1.2. The wind speed and direction are established at a point above the test area. Account shall be taken of the provisions laid down in 8.6.4.

Measurement of temperature, humidity, barometric pressure and other disturbances

7.1.3. Only disturbances likely to have a bearing on the acoustic measurements need be measured (see 8.6.3).

Acoustic quality of the test area

7.1.4. The acoustic quality of the test area may be characterised by the environmental constant C as defined in 8.6.2.

The procedure to be followed for determining the value of C is defined in 8.6.2.

This constant C also allows an assessment to be made as to whether partially reflecting ground can be validly used as a test area.

Presence of obstacles

7.1.5. A visual check in a circular area of a radius equal to three times that of the measurement hemisphere, the centre of which coincides with that of the hemisphere, shall be adequate to ensure that the environment of the measuring site shall be free from reflecting objects which might influence measurement results.

Measurement of the sound pressure level L_{pA}

7.2. To measure the sound pressure level L_{pA} , use shall be made of an instrument as defined in 5.2. The sound pressure level L_{pA} at a given measuring point is the root mean square value in time

of the sound pressures. If a sound level meter is used, a number of readings shall be taken at this point and their mean value in time calculated in accordance with section 11.

When the mower is stationary the measuring time at each point shall be 15 seconds. If an integrator is used, the integrating times shall be equal to that measuring time.

When the mower is in motion, the measuring time shall be the time which it takes to cover the 2 metre distance AB (as shown in Figure 1) at constant speed.

The sound pressure levels L_{pA} of a lawnmower shall be measured at least three times. If the sound power levels obtained from these measurements differ by more than 1 dB, further measurements shall be taken until two power levels are obtained which do not differ by more than 1 dB and the higher of which shall be the sound power level of the lawnmower.

Note:

Where a sound level meter is used for measurements with the mower in motion, in most cases L_{pA} shall be equal to the level measured when the mower passes the centre of the hemisphere.

Determination of the nature of the noise generated by the sound source

7.3. For reasons of environmental protection the nature of the noise emitted should be identified so that an assessment may be made of the annoyance caused. Consequently it is appropriate to define a method of characterising noise of an impulsive character and noise with discrete tones.

Detection of noise of an impulsive character

7.3.1. Comparison of the readings on a precision sound level meter set at 'slow' response with those of a precision impulse sound level meter set at 'impulsive' response (IEC Publication 651, first edition, 1979) allows an assessment to be made of whether or not a noise is of an impulsive character. According to this measurement procedure, the difference between the root mean square values in time of the sound pressure levels measured with the sound level meter at slow and impulsive response respectively is taken as an indication of the impulsive character of a noise. The sound pressure level obtained with the 'impulsive' response is referred to as the 'impulsive sound pressure level'.

This shall be determined at one of the measuring points laid down.

A noise is considered to be impulsive in character if the difference between the two above-mentioned levels is greater than or equal to 4 dB.

Detection of a noise with discrete tones

7.3.2. A method to detect a noise with discrete tones has not yet been agreed for lawnmowers.

USE OF RESULTS

8.

Calculation of root mean square values

8.1.

Root mean square value at a measuring point

8.1.1. The values obtained from the measurements referred to in 7.2 are root mean square values in time.

Root mean square value on the measuring surface

8.1.2. The level corresponding to the root mean square value in space of the sound pressure levels for all the measuring points shall be calculated on the basis of the values established in accordance with the method described in 8.1.1.

Calculation of average extraneous noise level

8.2. The average extraneous noise level over the measuring surface is obtained by applying the method described in 8.1.2 to the extraneous noise levels established at the different measuring points.

Calculation of the area S of the measuring surface

8.3. In the case of a hemisphere, the area S, expressed in m², of the measuring surface is determined as follows:

$$S = 2\pi r^2$$

where

r = the radius of the measuring hemisphere in m.

Calculation of the surface sound pressure level L_{pAm}

8.4. The surface sound pressure level is the level calculated in accordance with the method described in 8.1.2 and then corrected as described in 8.6.1, 8.6.3 and 8.6.4.

Calculation of the sound power level L_{WA}

8.5. The sound power level L_{WA} of the sound source is calculated by means of the following equation:

$$L_{WA} = L_{pAm} + 10 \log_{10} \frac{S}{S_0} + K_2$$

where:

L_{WA} = the sound power level of the source tested, expressed in dB (see 3.4);

L_{pAm} = the surface sound pressure level, expressed in dB, as defined in 3.3;

S = the area of the measuring surface in m², calculated in accordance with the method described in 8.3;

S₀ = reference area of 1 m²;

K₂ = correction term for the test area, expressed in dB. See last paragraph of 8.6.2.

Note(see 6.4.1)

$$\text{Where } r = 4 \text{ m, } 10 \log_{10} \frac{S}{S_0} = 20 \text{ dB.}$$

$$\text{Where } r = 10 \text{ m, } 10 \log_{10} \frac{S}{S_0} = 28 \text{ dB.}$$

Corrections to be made to measurements

8.6.

Extraneous noise

8.6.1. The average sound pressure level over the measuring surface, calculated in accordance with the method described in 8.1, shall be corrected, if necessary, to take account of the extraneous noise determined in accordance with the method described in 8.2. The correction K_1 , in dB, which shall be subtracted from the average sound pressure level over the measuring surface is given in Table II.

Table II

<i>Difference (in dB) between the sound pressure level calculated when the sound source is operating and the sound pressure level due to extraneous noise alone</i>	<i>Correction K_1 in dB</i>
less than 6	no valid measurement
6	1.0
7	1.0
8	1.0
9	0.5
10	0.5
more than 10	no correction

Acoustic properties of test area

8.6.2. The constant C, which indicates the acoustic properties of the test area, is determined by the following equation:

$$C = L_{WAr} - L_{WAs}$$

where:

L_{WAr} = nominal sound power level of the reference source, expressed in dB;

L_{WAs} = sound power level of the reference source, calculated on the basis of measurements made on the test area, account being taken of 7.1((a), (b) and (c)).

If the ground surface of the test area is rigid and made of concrete or non-porous asphalt and if there are no reflecting objects on the measuring site, there is no need to determine any environmental constant C.

In the case of a partially reflecting ground surface, the value of C must be between limit values laid down below. The effective value of C, which indicates the acoustic properties of the measuring site used, is determined by the above equation.

This value is used as K_2 for fixing the sound power level of the source.

Further corrections relating to the operation of the sound source (e.g. the altitude of the measuring site) should also be made.

For lawnmowers the constant C determined in accordance with this section shall be between 0.5 and 2 dB. Then K_2 is put equal to zero in the equation in Section 8.5.

Disturbances: temperature, humidity, altitude of site, etc.

8.6.3. – Measuring apparatus

The manufacturer's instructions should be followed in order to take account of any effects of all the disturbances mentioned by him, such as temperature, barometric pressure, humidity.

– Sound source:

See 8.6.1, 8.6.2 and 8.6.4.

Wind interference

8.6.4. The maximum permissible wind speed is 8m/sec.

Above the wind speed indicated by the manufacturer, microphones shall be equipped with a wind-screen. Any corrections to be made to the calculations referred to in 8.4 are indicated by the wind-screen manufacturer.

DATA TO BE RECORDED

9. In principle, the following information shall be compiled and recorded in a report concerning all measurements made in accordance with the specification for this method of measurement.

Sound source under test

- (a) description of the sound source under test (including dimensions);
- (b) operating conditions of the sound source during the tests;
- (c) conditions for installation on the test area;
- (d) location of sound source on measuring site;
- (e) if the machine tested has multiple noise sources, description of sources in operation during measurement;
- (f) width of cut;
- (g) speed of rotation of the cutting device.

Acoustic environment

- (a) description of the measuring site, including physical characteristics of the test area; diagram showing the location of the sound sources and any reflecting objects on the measuring site;
- (b) meteorological conditions: weather (e.g. sunshine, cloud, rain, fog), air temperature, barometric pressure, wind speed and direction, humidity;
- (c) correction constant representing the acoustic properties of the test area.

Instrumentation

- (a) equipment used for the measurements, including the name of the equipment, type, serial number and name of manufacturer;
- (b) method used to calibrate the measuring equipment in accordance with 5.5.1.

Name of laboratory which carried out the calibration required in 5.5.2 and date of last calibration.

Acoustic data

- (a) shape and dimensions of measuring surface, location of microphones. Numbers of measuring points and wind direction shall be indicated in the diagram required under 9.2(a);
- (b) value of

$$10 \log_{10} \frac{S}{S_0} \text{ (see 8.5);}$$

- (c) place, date and time of measurements;
- (d) sound pressure levels recorded at measuring points (see 8.1.1);
- (e) average sound pressure level over measuring surface (see 8.1.2);
- (f) any dB corrections (see 8.6.1, 8.6.3 and 8.6.4);
- (g) surface sound pressure level L_{pAm} (see 8.4);
- (h) environmental constant C (see 8.6.2);
- (i) sound power level (see 8.5);
- (j) directivity index and number of the measuring point at which L_{pAmax} was recorded (see 3.6);
- (k) nature of noise (see 7.3);
- (l) where applicable, sound pressure levels at operator's position (see Part 2).

DATA TO BE INCLUDED IN THE REPORT LAID DOWN IN SECTION 9

10. Only those data recorded in accordance with section 9 and required for the purposes of the measurements shall be reported. The report shall state clearly that the sound power levels were obtained in full compliance with this measuring method. It shall specify that these sound power levels are given in A-weighted dB, reference 1 pW.

METHOD OF CALCULATING THE AVERAGE LEVEL CORRESPONDING TO THE ROOT MEAN SQUARE VALUE OF THE VARIOUS SOUND PRESSURE LEVELS

11. The root mean square value of the various sound pressure levels resulting either from a series of measurements made at a single point (root mean square in time) or from a series of measurements made at different points on the measuring surface (root mean square in space) can be determined by the following formula:

$$L_{pAm} = L_{pAo} + 10 \log_{10} \frac{1}{n} \sum_{i=1}^{i=n} g_i = L_{pAo} + 10 \log_{10} g_m$$

where:

L_{pAi} equals the sound pressure level of the i-th measurement;

L_{pAo} is an auxiliary sound pressure level to simplify the calculation (for example, the smallest of the L_{pAi} values);

g_i is the auxiliary variable for the i-th measurement:

$$g_i = 10^{0.1(L_{pAi} - L_{pAo})};$$

g_m is the mean value of the g_i variables:

$$\frac{1}{n} \sum_{i=1}^{i=n} g_i$$

The quantity ΔL is defined by:

$$\Delta L = L_{pAi} - L_{pAo}$$

Table III gives the values of g for different values of ΔL .

Table III

Value of g as a function of ΔL

The table may be extended in either direction.

ΔL dB	g
-20.0	0.010
-19.5	0.011
-19.0	0.013
-18.5	0.014
-18.0	0.016
-17.5	0.018
-17.0	0.020
-16.5	0.022
-16.0	0.025
-15.5	0.028
-15.0	0.032
-14.5	0.035
-14.0	0.040
-13.5	0.045
-13.0	0.050
-12.5	0.056
-12.0	0.063
-11.5	0.071
-11.0	0.079
-10.5	0.089
-10.0	0.100
-9.5	0.112

Status: This is the original version (as it was originally made). UK
Statutory Instruments are not carried in their revised form on this site.

ΔL dB	g
-9.0	0.126
-8.5	0.141
-8.0	0.158
-7.5	0.178
-7.0	0.2
-6.5	0.224
-6.0	0.251
-5.5	0.282
-5.0	0.316
-4.5	0.355
-4.0	0.398
-3.5	0.447
-3.0	0.501
-2.5	0.562
-2.0	0.631
-1.5	0.708
-1.0	0.794
-0.5	0.891
-0.0	1
0.0	1
0.5	1.12
1.0	1.26
1.5	1.41
2.0	1.58
2.5	1.78
3.0	2.00
3.5	2.24
4.0	2.51
4.5	2.82
5.0	3.16
5.5	3.55
6.0	3.98
6.5	4.47
7.0	5.01

ΔL dB	g
7.5	5.62
8.0	6.31
8.5	7.08
9.0	7.94
9.5	8.91
10.0	10
10.0	10.0
10.5	11.2
11.0	12.6
11.5	14.1
12.0	15.8
12.5	17.8
13.0	20.0
13.5	22.4
14.0	25.1
14.5	28.2
15.0	31.6
15.5	35.5
16.0	39.8
16.5	44.7
17.0	50.1
17.5	56.2
18.0	63.1
18.5	70.8
19.0	79.4
19.5	89.1
20.0	100
20.0	100.0
20.5	112.0
21.0	125.9
21.5	141.3
22.0	158.5
22.5	177.8
23.0	199.5

Status: This is the original version (as it was originally made). UK
 Statutory Instruments are not carried in their revised form on this site.

ΔL dB	g
23.5	223.9
24.0	251.2
24.5	281.8
25.0	316.2
25.5	354.8
26.0	398.1
26.5	446.7
27.0	501.2
27.5	562.3
28.0	631.0
28.5	707.9
29.0	794.3
29.5	891.3
30.0	1000.0

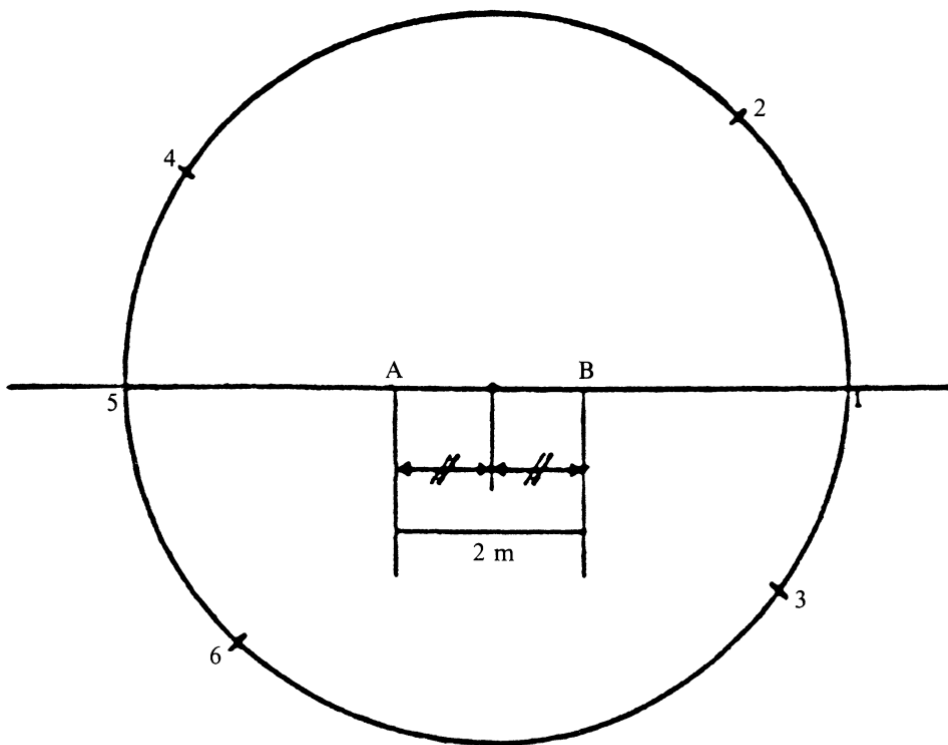


Figure 1

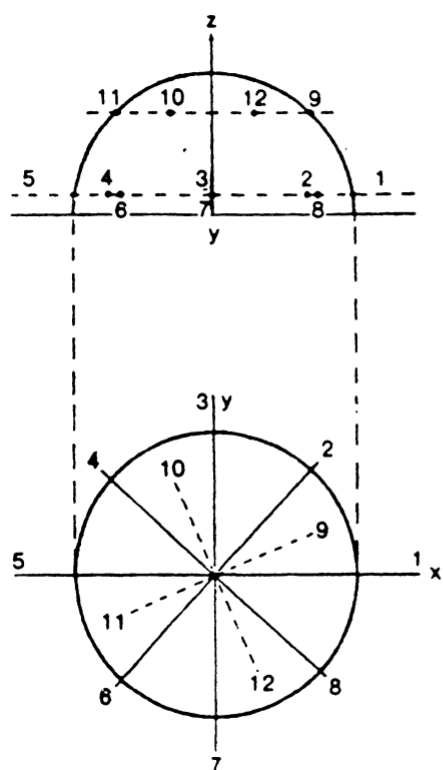


Figure 2

Hemispherical measuring surface

ANNEX A

ARTIFICIAL FLOORING

DIMENSIONS AND MATERIALS

1.

Dimensions

1.1. The artificial flooring shall have a size of 360 × 360 cm.

Materials

1.2. The artificial flooring is composed of a cover of absorptive material of which the absorption coefficients α , measured in accordance with ISO 354 first edition, 1985-02-01, are within the limits given in the following table:

Frequency/ Hz	125	250	500	1000	2000	4000
α minimum	0.00	0.20	0.40	0.60	0.70	0.80
α maximum	0.20	0.40	0.60	0.80	0.90	1.00

Note:

An example of a material and construction which can be expected to fulfil these requirements is given in Annex B.

ANNEX B

ARTIFICIAL FLOORING

EXAMPLE OF MATERIAL AND CONSTRUCTION

Mineral fibre of thickness 20 mm, airflow resistance 11 kNs/m⁴ and density 25 kg/m³.

For convenience the artificial flooring can be built of abutting panels (see Figure 1 of this Annex).

The cut edges of the chipboard are to be made non-absorbitive and to be protected against moisture. This can be done by applying a coat of plastic paint.

The outsides are bordered by aluminium U-sections of size 3 × 20 mm. In general, these panels come in two types:

(A) panels not to be loaded;

(B) panels to carry the lawnmower and the test personnel.

On the panels mentioned under (B) aluminium T-sections size 3 × 20 mm are mounted as spacers (see Figure 1 of this Annex).

The prepared boards are then covered with the absorbitive material cut to size.

The panels mentioned under (A) are covered with a wire mesh with a wire thickness of 0.8 mm and a mesh width of 10 mm (aviary wire).

The panels under (B) are covered with wire grating of corrugated steel wire with a diameter of 3.1 mm and a mesh width of 30 mm.

These wire covers are fastened to the aluminium U-sections.

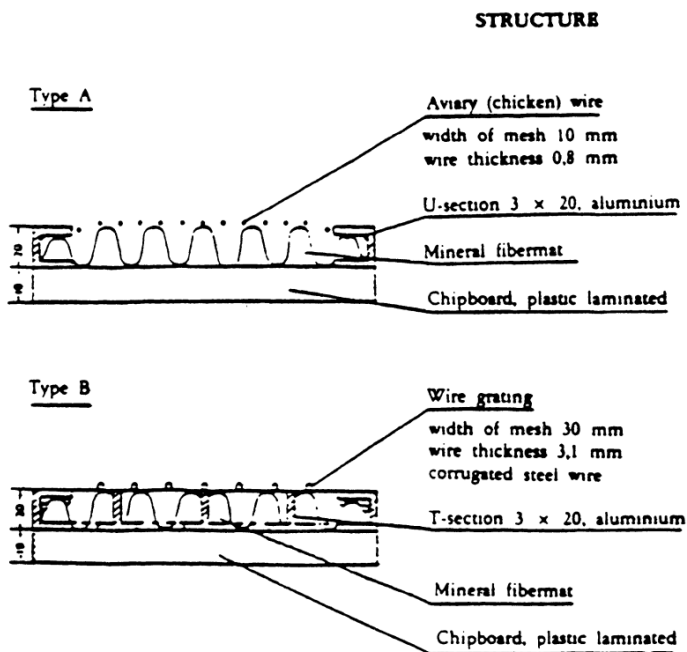
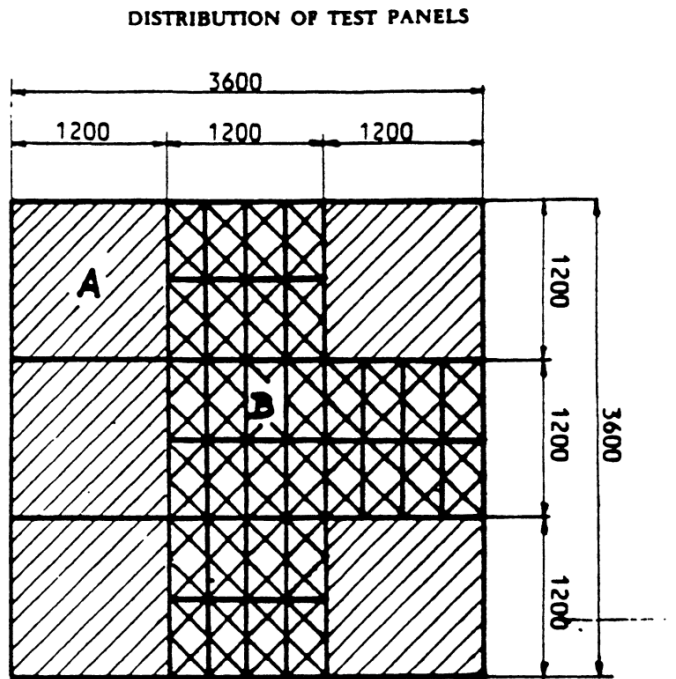


Figure 1

PART 2

METHOD OF DETERMINING AIRBORNE NOISE EMITTED BY LAWNMOWERS (ALSO REFERRED TO AS MOWERS IN THIS SCHEDULE) WITH A CUTTING WIDTH OF MORE THAN 120 CM AT THE OPERATOR POSITION

AIM

1. The aim of this method is to determine the noise emitted at the operator's position(s) by all categories of lawnmowers with a cutting width exceeding 120 cm and having a seat attached in a suitable way to a structural component of the lawnmower.

It is not applicable for measurements to determine directly the level of an operator's exposure at his post.

The values obtained by this method represent the data that make it possible to determine the equivalent continuous sound pressure level emitted by lawnmowers to the operator's position(s). Save as otherwise indicated, these values include all tolerances.

SCOPE

2.

Type of noise

2.1. This method is applicable to all types of noise emitted by lawnmowers at the operator's position(s).

Type of lawnmowers

2.2. This method is applicable to all lawnmowers with one or more operator's positions.

DEFINITIONS

3.

Sound pressure level L_{pA}

3.1. See Section 3.1 in Part 1.

Equivalent continuous sound pressure level L_{Aeq}:(t₁, t₂)

3.2. The equivalent continuous sound pressure level L_{Aeq}:(t₁, t₂) is obtained by applying the A-weighting as defined in IEC publication 651, first edition, 1979 to the equivalent continuous sound pressure level L_{eq}:(t₁, t₂) defined below. This weighting is obtained inter alia by using the A-weighting filter in the measuring system.

The equivalent continuous sound pressure level for a limited period between intervals t₁ and t₂, L_{eq}:(t₁, t₂), expressed in decibels, of a noise at a given point is defined by:

$$L_{eq}(t_1, t_2) = 10 \log_{10} \left(\frac{1}{t_2 - t_1} \int_{t_1}^{t_2} \frac{p^2(t)}{p_0^2} dt \right)$$

$$= 10 \log_{10} \left(\frac{1}{t_2 - t_1} \int_{t_1}^{t_2} \frac{L_p(t)}{10^{10}} dt \right)$$

where:

$p(t)$ is the instantaneous value of the sound pressure at this point, expressed in Pa;

p_0 is the reference sound pressure, equivalent to 20 μ Pa;

$L_p(t)$ is the sound pressure level at a given time at that point, expressed in dB;

t_1 and t_2 are the points indicating respectively the beginning and end of the reference period determining the L_{eq}

$t_1 - t_2$ is the measurement interval.

CRITERION TO BE USED TO EXPRESS RESULTS

4. The acoustic criterion for the operator's position(s) of lawnmowers is expressed by the equivalent continuous A-weighted sound pressure level $L_{Aeq}(t_1, t_2)$.

MEASURING INSTRUMENTS

5. The specifications laid down in Section 5 of Annex I are to be used, with the extra requirement added to point 5.3 that the external diameter of the microphone must not exceed 13 mm.

PRESENCE OF THE OPERATOR

6. An operator shall occupy the operator's position.

Clothing specifications

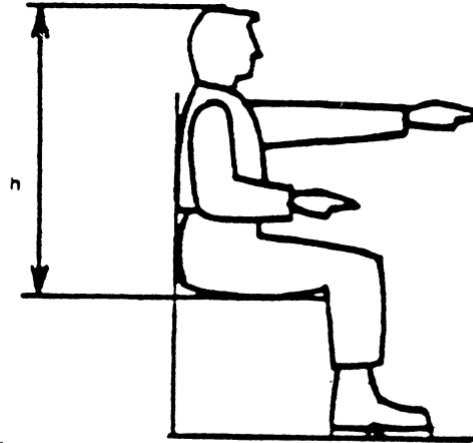
6.1. When he is present during the measurements, the operator must wear normal working clothes and all the equipment (e.g. safety helmet) normally prescribed for the post in question.

Height specifications of the operator(s)

6.2.

Seated operator

6.2.1. The height of the operator(s) when seated (h) must be 0.93 ± 0.05 m, as shown in Figure 1.



h = height of operator when seated

Figure 1

MICROPHONE LOCATIONS

7.

General

7.1. The microphone shall be located as specified in Section 7.2.

Microphone locations with operator present

7.2. The microphone is placed at 200 ± 20 mm from the median plane of the head and in line with the eyes and to the side of the head where the $L_{Aeq}(t_1, t_2)$ is highest.

Note:

To facilitate the placing of the microphone, it can conveniently be mounted on a frame or the helmet or a shoulder harness worn by the operator. For measurements when the operator is seated, the seat must be adjusted to allow the operator to reach the machine controls comfortably.

ENVIRONMENTAL CONDITIONS

8.

Measuring site

8.1. The machine must, as far as possible, be installed in conditions identical to those specified in Sections 6.3 of Part 1.

Background noise

8.2. Background noise at each measuring point must be at least 10 dB(A) lower than the noise emitted by the machine.

INSTALLATION AND OPERATING CONDITIONS

9.

General

9.1. The conditions required for installing and operating the lawnmower are laid down in point 6.2 of Part 1.

MEASUREMENTS AND CALCULATION OF RESULTS

10.

Measurement interval $T (= t_2 - t_1)$

10.1. The measurement interval T must in principle be at least 15 seconds; in the case of a work cycle, it must be equal to the duration of a whole number of work cycles.

Determination of the equivalent continuous A-weighted sound pressure level ($L_{Aeq}(t_1, t_2)$)

10.2. This level is obtained either directly by integrating $p(t)$ or by sampling of the pressure level L_{pA} .

By integrating $p^2(t)$

10.2.1. $L_{Aeq}(t_1, t_2)$ may be directly obtained by integrating the square of the A-weighted sound pressure during a period equal to $t_2 - t_1$ in accordance with the formula given in Section 3.2.

Digital or analogue integration may be used, e.g., with an integrating sound level meter.

Using the A-weighted sound pressure levels L_{pA}

10.2.2. If a sound level meter is used, T is five seconds.

The number of measurements is 5.

Measurement of disturbances

10.3. The requirements are laid down in Section 7.1.3 of Part I.

Corrections to be made to measurements

10.4.

Disturbances (temperature, humidity, altitude, etc)

10.4.1. The requirements are laid down in Section 8.6.3 of Part I.

Background noise

10.4.2. No correction is to be made for background noise.

Status: This is the original version (as it was originally made). UK
Statutory Instruments are not carried in their revised form on this site.

DATA TO BE RECORDED

11. The report must contain the necessary data relating to the measurement of noise at operator's position in accordance with Section 10 of Part 1.

Additional information must be given on the layout of the operator's position during the measurements.

The report must also confirm that the equivalent continuous A-weighted sound pressure levels L_{Aeq} : (t_1 , t_2) were obtained strictly according to this method of measurement.

Note:

If the measurements of sound pressure level at the operator's position are carried out when the sound power level of the machine is determined, the data must be recorded in a single report.

SCHEDULE 4

Regulation 3(1)

TABLE OF PERMISSIBLE SOUND POWER LEVELS

<i>Cutting width of lawnmower (L)</i>	<i>Permissible sound power level in dB(A)/1 pW</i>
$L \leq 50\text{cm}$	96
$50\text{cm} < L \leq 120\text{cm}$	100
$L > 120\text{cm}$	105

SCHEDULE 5

Regulation 5(1)

MODEL INFORMATION DOCUMENT

The following information and documents shall be given in English.

- 1 GENERAL
- 1.1 Name and address of the manufacturer of the lawnmower
.....
.....
.....
- 1.2 Name and address of applicant, if different
.....
.....
.....
- 1.3 Make
- 1.4 Type
- 1.5 Identification of the series
- 1.6 Name of manufacturer of motor
- 1.7 Type of motor
- 1.8 The maximum speed of rotation of motor
- 2 DESCRIPTION
- 2.1 Type of cutting device
- 2.2 Category of machine
- 2.3 Width of cut cm
- 2.4 The maximum speed of rotation of the cutting device recommended by the manufacturer rpm
- 3 POWER SOURCE
- 3.1 (i) Electric kW
(ii) Petrol Engine kW
- 4 ATTACH DESCRIPTIVE TRADE LEAFLET AND MANUFACTURER'S INSTRUCTIONS AND SUPPLY ANY OTHER INFORMATION AS APPROPRIATE OR AS REQUESTED BY THE LISTED LABORATORY

EXPLANATORY NOTE

(This Note is not part of the Regulations)

These Regulations implement Council Directive [84/538/EEC](#) (OJNo. L300 of 19th November 1984, pp. 171—178), as amended by Commission Directive [87/252/EEC](#) (OJ No. L117 of 5th May 1987, pp. 22—27), adapting it to technical progress, and Council Directives [88/180/EEC](#) (OJ No. L81 of 26th March 1988, pp. 69—70) and [88/181/EEC](#) (OJ No. L81 of 26th March 1988, pp. 71—74) which extended the provisions of the 1984 Directive (as amended) to motorised cylinder mowers and provided for a maximum permissible sound pressure level in the case of certain lawnmowers with a cutting width exceeding 120cm (“wide lawnmowers”).

The Regulations relate to the permissible sound power level and, in the case of “wide lawnmowers”, the permissible sound pressure level of motorised equipment for cutting grass areas used for recreational, decorative or similar purposes but excluding agricultural and forestry equipment and certain non-independent and multi-purpose devices. In particular, the Regulations:

- (a) revoke the Lawnmowers (Harmonization of Noise Emission Standards) Regulations 1986, the Lawnmowers (Harmonization of Noise Emission Standards) (Amendment) Regulations 1987 and the Lawnmowers (Harmonization of Noise Emission Standards) Regulations (Northern Ireland) 1990 but provide that those Regulations shall continue to apply to lawnmowers supplied for the first time in the Community before the date on which these Regulations come into force. In addition these Regulations do not apply to lawnmowers supplied for use outside the Community. (Regulations 1 and 2)
- (b) prohibit the supply of lawnmowers (as defined in the Regulations) for the first time in the Community on or after the date on which the Regulations come into force, unless—
 - (i) the sound power level and, in the case of a “wide lawnmower”, the sound pressure level does not exceed the permitted levels for that type of lawnmower; and
 - (ii) it is accompanied by a certificate of conformity to be issued by the manufacturer, or importer domiciled in the Community, based on a laboratory test report to be issued by a listed laboratory (approved by the Secretary of State or his equivalent in another member State) and an EEC mark has been placed on it. (Regulations 3 and 4)
- (c) provide for the carrying out of tests and the subsequent issue by a listed laboratory of laboratory test reports in respect of the sound levels of lawnmowers, as measured in accordance with Schedule 3. (Regulation 5)
- (d) provide for the payment of a prescribed fee for a test report. (Regulations 5 and 6)
- (e) provide for checks of lawnmowers, from time to time, by the Secretary of State and also, in Northern Ireland, by the Department of Economic Development to ensure compliance with the requirements of Regulation 4. (Regulation 7)
- (f) provide that an offence is committed if any person, without reasonable excuse, contravenes or fails to comply with the requirements of Regulation 4 and extend those provisions to offences committed by a body corporate (including a partnership in Scotland). (Regulations 8 and 9)
- (g) provide a model certificate of conformity (Schedule 1), model forms of marks to be placed on lawnmowers (Schedule 2), the tests from the relevant Directives in accordance with which the sound levels of lawnmowers are to be measured (Schedule 3), a table of permissible sound power levels (Schedule 4), and a list of the information required to accompany an application to a listed laboratory for a test (Schedule 5).

