

1979 No. 1088

## MERCHANDISE MARKS

**The Motor Vehicles (Designation of Approval Marks)  
Regulations 1979***Made* - - - 30th August 1979*Laid before Parliament* 7th September 1979*Coming into Operation* 1st October 1979

The Minister of Transport in exercise of the powers under section 63(1) of the Road Traffic Act 1972(a), and now vested in him(b), and of all other enabling powers, and after consultation with representative organisations in accordance with the provisions of section 199(2) of that Act, hereby makes the following Regulations:—

*Commencement and citation*

1. These Regulations shall come into operation on 1st October 1979 and may be cited as the Motor Vehicles (Designation of Approval Marks) Regulations 1979.

*Revocation*

2. The Regulations specified in Schedule 1 are hereby revoked.

*Interpretation*

3.—(1) In these Regulations—

“Contracting State” means a state which is a party to the International Agreement;

“ECE Regulation” means a regulation annexed to the International Agreement;

“Member State” means any State which is a member of the European Economic Community;

“the International Agreement” means the Agreement concerning the adoption of uniform conditions of approval for Motor Vehicle Equipment and Parts and reciprocal recognition thereof concluded at Geneva on 20th March 1958(c) as amended(d) to which the United Kingdom is a party(e).

(a) 1972 c. 20; section 63(1) was amended by the Designation of Approval Marks (European Communities) Regulations 1973 (S.I. 1973/1193).

(b) S.I. 1979/571.

(c) Cmnd. 2535.

(d) Cmnd. 3562.

(e) By instrument of accession dated 14th January 1963 deposited with the Secretary-General of the United Nations on 15th January 1963.

(2) A reference to a vehicle in category M2 or M3 is a reference to a vehicle in the category described as M2 or, as the case may be, M3 in ECE Regulation 13 of 5th December 1973.

(3) A reference in these Regulations to a Schedule followed by a number is a reference to the Schedule so numbered to these Regulations.

(4) A reference in these Regulations to provision being made by an ECE Regulation in relation to a marking is a reference to the provision being made in relation thereto by the International Agreement by virtue of that Regulation.

*Approval marks required by ECE Regulations*

4.—(1) The Minister of Transport hereby designates as approval marks the markings which, subject to paragraphs (2) and (3) of this Regulation, are in the forms shown in the diagrams in column (2) of Schedule 2, and of the sizes specified in the ECE Regulations specified in column (5) of that Schedule in relation to those markings, each such marking being a marking which—

- (a) relates to the motor vehicle or motor vehicle part specified in relation to that marking in column (3) of that Schedule, and is applied to the motor vehicle part, or to the motor vehicle itself, as indicated in relation to that marking in column (4) of that Schedule; and
- (b) is a marking for which the ECE Regulation specified in column (5) of that Schedule in relation to that marking makes such provision as is mentioned in section 63(1)(a) and (b) of the Road Traffic Act 1972 as respects that vehicle or part.

(2) Where in relation to a marking shown in column (2) of Schedule 2 a numbered paragraph of Schedule 3 is specified in column (6) of Schedule 2 the requirements or permitted variations provided for in that paragraph shall apply to that marking.

(3) Where—

- (a) under two or more of the ECE Regulations specified in column (5) of Schedule 2 a Contracting State has approved a motor vehicle or motor vehicle part as conforming to an approved type;
- (b) at least one of those ECE Regulations provides for the application to the motor vehicle or motor vehicle part of a common mark followed by the numbers of the ECE Regulations under which approval has been given; and
- (c) the United Kingdom has approved the use of a common mark in such cases,

the marking on the motor vehicle or motor vehicle part, as respects those aspects specified in column (3) of Schedule 2 in relation to those ECE Regulations, may consist of a diagram comprising—

- (i) the common features and numbers in the markings specified in column (2) of Schedule 2 in relation to those aspects, and
- (ii) a list (placed vertically to the right of the circle in the diagram) of the numbers of those ECE Regulations, and any features or numbers which are peculiar to any of the said markings.

*Approval marks required by Community Instruments*

5.—(1) The Minister of Transport hereby designates as approval marks the markings which, subject to paragraphs (2) or (3) of this Regulation, are in the forms shown in the diagrams in column (2) of Schedule 4, and are of the sizes specified in the Community Instruments specified in column (5) of that Schedule in relation to those markings, each such marking being a marking which—

- (a) relates to the motor vehicle or motor vehicle part specified in relation to that marking in column (3) of that Schedule, and is applied to the motor vehicle or motor vehicle part as indicated in relation to that marking in column (4) of that Schedule; and
- (b) is a marking for which the Community Instrument specified in column (5) of that Schedule in relation to that marking makes such provision as is mentioned in section 63(1)(a) and (b) of the Road Traffic Act 1972 as respects that part.

(2) Where in relation to a marking shown in column (2) of Schedule 4 a numbered paragraph of Schedule 5 is specified in column (6) of Schedule 4 the requirements or permitted variations provided for in that paragraph shall apply to that marking.

(3) Where—

- (a) under two or more of the Community Instruments specified in column (5) of Schedule 4 a Member State has approved a motor vehicle or motor vehicle part as conforming to an approved type;
- (b) at least one of those Community Instruments provides for the application to the vehicle or vehicle part of a common mark; and
- (c) the United Kingdom has approved the use of a common mark in such cases,

the marking on the vehicle or vehicle part as respects those aspects specified in column (3) of Schedule 4 in relation to those Community Instruments may consist of a diagram comprising—

- (i) a rectangle surrounding the letter “e” followed by the distinguishing letter or letters or number of the Member State which granted the approval mentioned in sub-paragraph (a) above,
- (ii) the number which related to such approval, and
- (iii) the symbols required by the Community Instruments under which such approval was granted.

*Kenneth Clarke,*  
Parliamentary Secretary,  
on behalf of the Minister of Transport.





30th August 1979.





## SCHEDULE 1






## REGULATIONS REVOKED BY REGULATION 2





Title	Year and Number
The Motor Vehicles (Designation of Approval Marks) Regulations 1976,	S.I. 1976/2226.
The Motor Vehicles (Designation of Approval Marks) (Amendment) Regulations 1977.	S.I. 1977/1400.
The Motor Vehicles (Designation of Approval Marks) (Amendment) Regulations 1978.	S.I. 1978/1111.
The Motor Vehicles (Designation of Approval Marks) (Amendment) (No. 2) Regulations 1978.	S.I. 1978/1870.

## APPROVAL MARKS REQUIRED BY ECE REGULATIONS—LIST






(1) Item number	(2) Diagram showing marking	(3) Motor vehicle or motor vehicle part to which the marking relates	(4) Place where the marking is applied	(5) ECE Regulation		(6) Paragraphs in Schedule 3 relating to requirements or variations with respect to the markings
				(a) Number	(b) Date of ECE Regulation or, in the case of an amendment, date on which amendment takes effect	
1		Headlamp emitting both an asymmetrical passing beam and a driving beam designed for right-hand traffic only.	The headlamp	1	24th March 1960	1 and 2
1A		Headlamp emitting both an asymmetrical passing beam and a driving beam designed for left-hand traffic only.	The headlamp	1	24th March 1960	1 and 2
1B		Headlamp emitting both an asymmetrical passing beam and a driving beam designed for left-or right-hand traffic.	The headlamp	1	24th March 1960	1 and 2
1C		Headlamp emitting an asymmetrical passing beam designed for left-or right-hand traffic.	The headlamp	1	24th March 1960	1 and 2




(1) Item number	(2) Diagram showing marking	(3) Motor vehicle or motor vehicle part to which the marking relates	(4) Place where the marking is applied	(5) ECE Regulation		(6) Paragraphs in Schedule 3 relating to requirements or variations with respect to the markings
				(a) Number	(b) Date of ECE Regulation or, in the case of an amendment, date on which amendment takes effect	
1D		Headlamp emitting an asymmetrical passing beam designed for right- hand traffic only.	The headlamp	1	24th March 1960	1 and 2
1E		Headlamp emitting an asymmetrical passing beam designed for left- hand traffic only.	The headlamp	1	24th March 1960	1 and 2
1F		Headlamp emitting a driving beam.	The headlamp	1	24th March 1960	1 and 2
1G		Special headlamp emitting both an asymmetrical passing beam and a driving beam designed only for right-hand agricultural or forestry tractors.	The headlamp	1	26th October 1964	1 and 2






1H		Special headlamp emitting both an asymmetrical passing beam and a driving beam designed only for left-hand agricultural or forestry tractors.	The headlamp	1	26th October 1964	1 and 2
1I		Special headlamp emitting both an asymmetrical passing beam and a driving beam designed for left-or right-hand agricultural or forestry tractors.	The headlamp	1	26th October 1964	1 and 2
2		Filament lamp for headlamp emitting an asymmetrical passing beam or a driving beam, or both.	The filament lamp	1	24th March 1960	1 and 2
2A		Filament lamp for headlamp emitting an asymmetrical passing beam or a driving beam, or both.	The filament lamp	2	(amendment, 26th September 1978)	1 and 2
3		Reflex reflector.	The reflex reflector	3	23rd September 1964	1, 2, 3 and 4




(1) Item number	(2) Diagram showing marking	(3) Motor vehicle or motor vehicle part to which the marking relates	(4) Place where the marking is applied	(5) ECE Regulation (a) Number (b) Date of ECE Regulation or, in the case of an amendment, date on which amendment takes effect	(6) Paragraphs in Schedule 3 relating to requirements or variations with respect to the markings
4		Device for the illumination of rear registration plates of motor vehicles (except motorcycles) and their trailers.	The device	4 23rd September 1964	1 and 2
5		Sealed beam headlamp emitting both an asymmetrical passing beam and a driving beam and designed for right-hand traffic only.	The headlamp	5 22nd May 1967	1 and 2
5A		Sealed beam headlamp emitting both an asymmetrical passing beam and a driving beam and designed for left-hand traffic only.	The headlamp	5 22nd May 1967	1 and 2
5B		Sealed beam headlamp emitting both an asymmetrical passing beam and a driving beam designed for left- or right-hand traffic.	The headlamp	5 22nd May 1967	1 and 2

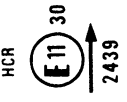










5C		Sealed beam headlamp emitting an asymmetrical passing beam and designed for left- or right-hand traffic.	The headlamp	5	22nd May 1967	1 and 2
5D		Sealed beam headlamp emitting an asymmetrical passing beam and designed for right-hand traffic only.	The headlamp	5	22nd May 1967	1 and 2
5E		Sealed beam headlamp emitting an asymmetrical passing beam and designed for left-hand traffic only.	The headlamp	5	22nd May 1967	1 and 2
5F		Sealed beam headlamp emitting a driving beam.	The headlamp	5	22nd May 1967	1 and 2
5G		Special sealed beam headlamp emitting both an asymmetrical passing beam and a driving beam and designed only for right-hand agricultural or forestry tractors.	The headlamp	5	22nd May 1967	1 and 2

(1) Item number	(2) Diagram showing marking	(3) Motor vehicle or motor vehicle part to which the marking relates	(4) Place where the marking is applied	(5) ECE Regulation (a) Number (b) Date of ECE Regulation or, in the case of an amendment, date on which amendment takes effect	(6) Paragraphs in Schedule 3 relating to requirements or variations with respect to the markings
5H		Special sealed beam headlamp emitting both an asymmetrical passing beam and a driving beam and designed only for left-hand agricultural or forestry tractors.	The headlamp	5 22nd May 1967	1 and 2
5I		Special sealed beam headlamp emitting both an asymmetrical passing beam and a driving beam and designed for left- or right-hand agricultural or forestry tractors.	The headlamp	5 22nd May 1967	1 and 2
6		Direction indicator for motor vehicles (except motor cycles) and their trailers.	The direction indicator	6 22nd May 1967	1, 2 and 8




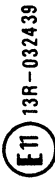
7	LAJ  2439	Position (side) lamp for motor vehicles (except motor cycles) and their trailers.	The lamp	7	22nd May 1967	1, 2 and 9
7A	R  2439	Red rear lamp for motor vehicles (except motor cycles) and their trailers.	The lamp	7	22nd May 1967	1, 2 and 9
7B	SD  2439	Stop lamp for motor vehicles (except motor cycles) and their trailers.	The lamp	7	22nd May 1967	1, 2 and 10
7C	R-SJ  2439	Device comprising both a red rear lamp and a stop lamp for motor vehicles (except motor cycles) and their trailers.	The device	7	22nd May 1967	1, 2, 9 and 10
8	 2439	Halogen filament lamp fitted to a headlamp emitting an asymmetrical passing beam or a driving beam, or both.	The filament lamp	8	12th June 1967	1 and 2

(1) Item number	(2) Diagram showing marking	(3) Motor vehicle or motor vehicle part to which the marking relates	(4) Place where the marking is applied	(5) ECE Regulation		(6) Paragraphs in Schedule 3 relating to requirements or variations with respect to the markings
				(a) Number	(b) Date of ECE Regulation or, in the case of an amendment, date on which amendment takes effect	
8A		Halogen filament lamp headlamp emitting both an asymmetrical passing beam and a driving beam and designed for right-hand traffic only.	The headlamp	8	12th June 1967	1 and 2
8B		Halogen filament lamp headlamp emitting both an asymmetrical passing beam and a driving beam and designed for right-hand traffic only.	The headlamp	8	(amendment, 6th May 1974)	1, 2 and 6
8C		Halogen filament lamp headlamp emitting both an asymmetrical passing beam and a driving beam and designed for left-hand traffic only.	The headlamp	8	12th June 1967	1 and 2






8D		Halogen filament lamp headlamp emitting both an asymmetrical passing beam and a driving beam and designed for left-hand traffic only.	The headlamp	8	(amendment, 6th May 1974)	1, 2 and 6
8E		Halogen filament lamp headlamp emitting both an asymmetrical passing beam and a driving beam designed for left- or right-hand traffic.	The headlamp	8	12th June 1967	1 and 2
8F		Halogen filament lamp headlamp emitting both an asymmetrical passing beam and a driving beam designed for left- or right-hand traffic.	The headlamp	8	(amendment, 6th May 1974)	1, 2 and 6
8G		Halogen filament lamp headlamp emitting an asymmetrical passing beam designed for left- or right-hand traffic.	The headlamp	8	12th June 1967	1 and 2
8H		Halogen filament lamp headlamp emitting an asymmetrical passing beam designed for left- or right-hand traffic.	The headlamp	8	(amendment, 6th May 1974)	1 and 2






(1) Item number	(2) Diagram showing marking	(3) Motor vehicle or motor vehicle part to which the marking relates	(4) Place where the marking is applied	(5) ECE Regulation		(6) Paragraphs in Schedule 3 relating to requirements or variations with respect to the markings
				(a) Number	(b) Date of ECE Regulation or, in the case of an amendment, date on which amendment takes effect	
8I		Halogen filament lamp headlamp emitting an asymmetrical passing beam designed for right-hand traffic only.	The headlamp	8	12th June 1967	1 and 2
8J		Halogen filament lamp headlamp emitting an asymmetrical passing beam designed for right-hand traffic only.	The headlamp	8	(amendment, 6th May 1974)	1 and 2
8K		Halogen filament lamp headlamp emitting an asymmetrical passing beam designed for left-hand traffic only.	The headlamp	8	12th June 1967	1 and 2
8L		Halogen filament lamp headlamp emitting an asymmetrical passing beam designed for left- hand traffic only.	The headlamp	8	(amendment, 6th May 1974)	1 and 2

8M	EEI E11 2439	Halogen filament lamp headlamp emitting a driving beam.	The headlamp	8	12th June 1967	1 and 2
8N	HR E11 30 2439	Halogen filament lamp headlamp emitting a driving beam.	The headlamp	8	(amendment, 6th May 1974)	1, 2 and 6
10	E11 10R - 2439	Motor vehicle approved in respect of radio interference suppression.	The vehicle	10	17th December 1968	1 and 2
10A	E11 10R - 012439	Motor vehicle approved in respect of radio interference suppression.	The vehicle	10	(amendment, 19th March 1978)	1 and 2
11	E11 11R - 2439	Motor vehicle approved in respect of side door latches and hinges.	The vehicle	11	8th January 1969	1 and 2

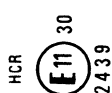
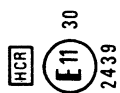
(1) Item number	(2) Diagram showing marking	(3) Motor vehicle or motor vehicle part to which the marking relates	(4) Place where the marking is applied	(5) ECE Regulation		(6) Paragraphs in Schedule 3 relating to requirements or variations with respect to the markings
				(a) Number	(b) Date of ECE Regulation or, in the case of an amendment, date on which amendment takes effect	
11A		Motor vehicle approved in respect of side door latches and hinges.	The vehicle	11	(amendment, 6th May 1974)	1
12		Motor vehicle approved in respect of the protection of the driver against the steering mechanism in the event of impact.	The vehicle	12	14th April 1969	1 and 2
12A		Motor vehicle approved in respect of the protection of the driver against the steering mechanism in the event of impact.	The vehicle	12	(amendment, 20th October 1974)	1
13		Motor vehicle approved in respect of its brakes (after, in the case of a vehicle in category M2 or M3, that vehicle has undergone the type II test prescribed in ECE Regulation 13).	The vehicle	13	(amendment, 4th January 1979)	1 and 2








13A	 13RM-032439	Motor vehicle approved in respect of its brakes (after, in the case of a vehicle in category M2 or M3, that vehicle has undergone the type II bis test prescribed in ECE Regulation 13).	The vehicle	13	(amendment, 4th January 1979)	1 and 2
14	 14	Motor vehicle approved in respect of the safety-belt anchorages.	The vehicle	14	(amendment, 28th April 1976)	1 and 2
15	 15R-2439	Motor vehicle equipped with a spark-ignition engine approved in respect of the emission of gaseous pollutants by the engine.	The vehicle	15	11th March 1970	1 and 2
15A	 15	Motor vehicle equipped with a spark-ignition engine approved in respect of the emission of gaseous pollutants by the engine.	The vehicle	15	(amendment, 11th December 1974)	1
15B	 15-022439	Motor vehicle equipped with a spark-ignition engine approved in respect of the emission of gaseous pollutants by the engine.	The vehicle	15	(amendment, 1st March 1977)	1



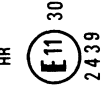

(1) Item number	(2) Diagram showing marking	(3) Motor vehicle or motor vehicle part to which the marking relates	(4) Place where the marking is applied	(5) ECE Regulation		(6) Paragraphs in Schedule 3 relating to requirements or variations with respect to the markings
				(a) Number	(b) Date of ECE Regulation or, in the case of an amendment, date on which amendment takes effect	
15C		Motor vehicle equipped with a spark-ignition engine approved in respect of the emission of gaseous pollutants by the engine.	The vehicle	15	(amendment, 6th March 1978)	1
17		Motor vehicle approved in respect of the strength of the seats and their anchorage.	The vehicle	17	14th August 1970	1 and 2
17A		Motor vehicle approved in respect of the strength of the seats and their anchorage.	The vehicle	17	(amendment, 11th September 1973)	1
18		Motor vehicle approved in respect of protection against unauthorised use.	The vehicle	18	14th September 1970	1 and 2
19		Fog lamp.	The lamp	19	14th September 1970	1 and 2









19A	<p>Fog lamp.</p> <p>Halogen filament lamp (H<sub>4</sub>), fitted to a headlamp emitting an asymmetrical passing beam or a driving beam, or both.</p>	The lamp	19	(amendment, 18th December 1974)	1 and 2
20	<p>Halogen filament lamp (H<sub>4</sub>), fitted to a headlamp emitting an asymmetrical passing beam or a driving beam, or both.</p>	The filament lamp	20	1st March 1971	1 and 2
20A	<p>Halogen (H<sub>4</sub>) headlamp emitting both a driving beam and an asymmetrical passing beam and fitted with a halogen filament lamp (H<sub>4</sub>) designed for right-hand traffic only.</p>	The headlamp	20	1st March 1971	1, 2 and 6
20B	<p>Halogen (H<sub>4</sub>) headlamp emitting both a driving beam and an asymmetrical passing beam and fitted with a halogen filament lamp (H<sub>4</sub>) designed for right-hand traffic only.</p>	The headlamp	20	(amendment, 15th August 1976)	1, 2 and 6
20C	<p>Halogen (H<sub>4</sub>) headlamp emitting both a driving beam and an asymmetrical passing beam and fitted with a halogen filament lamp (H<sub>4</sub>) designed for left-hand traffic only.</p>	The headlamp	20	1st March 1971	1, 2 and 6








(1) Item number	(2) Diagram showing marking	(3) Motor vehicle or motor vehicle part to which the marking relates	(4) Place where the marking is applied	(5) ECE Regulation		(6) Paragraphs in Schedule 3 relating to requirements or variations with respect to the markings
				(a) Number	(b) Date of ECE Regulation or, in the case of an amendment, date on which amendment takes effect	
20D		Halogen (H <sub>4</sub> ) headlamp emitting both a driving beam and an asymmetrical passing beam and fitted with a halogen filament lamp (H <sub>4</sub> ) designed for left-hand traffic only.	The headlamp	20	(amendment, 15th August 1976)	1, 2 and 6
20E		Halogen (H <sub>4</sub> ) headlamp emitting both a driving beam and an asymmetrical passing beam and fitted with a halogen filament lamp (H <sub>4</sub> ) designed for left- or right-hand traffic.	The headlamp	20	1st March 1971	1, 2 and 6
20F		Halogen (H <sub>4</sub> ) headlamp emitting both a driving beam and an asymmetrical passing beam and fitted with a halogen filament lamp (H <sub>4</sub> ) designed for left- or right-hand traffic.	The headlamp	20	(amendment, 15th August 1976)	1, 2 and 6






20G		Headlamp emitting an asymmetrical passing beam and fitted with a halogen filament lamp (H <sub>4</sub> ) designed for left- or right-hand traffic.	The headlamp	20	1st March 1971	1 and 2
20H		Headlamp emitting an asymmetrical passing beam and fitted with a halogen filament lamp (H <sub>4</sub> ) designed for left- or right-hand traffic.	The headlamp	20	(amendment, 15th August 1976)	1 and 2
20I		Headlamp emitting an asymmetrical passing beam and fitted with a halogen filament lamp (H <sub>4</sub> ) designed for right-hand traffic only.	The headlamp	20	1st March 1971	1 and 2
20J		Headlamp emitting an asymmetrical passing beam and fitted with a halogen filament lamp (H <sub>4</sub> ) designed for right-hand traffic only.	The headlamp	20	(amendment, 15th August 1976)	1 and 2
20K		Headlamp emitting an asymmetrical passing beam and fitted with a halogen filament lamp (H <sub>4</sub> ) designed for left-hand traffic only.	The headlamp	20	1st March 1971	1 and 2




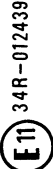
(1) Item number	(2) Diagram showing marking	(3) Motor vehicle or motor vehicle part to which the marking relates	(4) Place where the marking is applied	(5) ECE Regulation		(6) Paragraphs in Schedule 3 relating to requirements or variations with respect to the markings
				(a) Number	(b) Date of ECE Regulation or, in the case of an amendment, date on which amendment takes effect	
20L	HC 	Headlamp emitting an asymmetrical passing beam and fitted with a halogen filament lamp (H <sub>4</sub> ) designed for left-hand traffic only.	The headlamp	20	(amendment, 15th August 1976)	1 and 2
20M	MR 	Headlamp emitting a driving beam and fitted with a halogen filament lamp (H <sub>4</sub> ).	The headlamp	20	1st March 1971	1, 2 and 6
20N	HR 	Headlamp emitting a driving beam and fitted with a halogen filament lamp (H <sub>4</sub> ).	The headlamp	20	(amendment, 15th August 1976)	1, 2 and 6
21		Motor vehicle approved in respect of its interior fittings.	The vehicle	21	2nd June 1971	1 and 2

23	  2439	Reversing lamp for motor vehicles and their trailers.	The reversing lamp	23	20th August 1971	1 and 2
23A	<sup>R</sup>  2439	Reversing lamp for motor vehicles and their trailers.	The reversing lamp	23	(amendment, 22nd March 1977)	1, 2 and 13
24	 24/1,30	Motor vehicle approved in respect of the emission of pollutants by a diesel engine.	The vehicle	24	(amendment, 11th September 1973)	1 and 5
25	 25R-2439	Head restraint incorporated in a vehicle seat.	The head restraint	25	30th December 1971	1 and 2
25A	 2439	Head restraint not incorporated in a vehicle seat.	The head restraint	25	30th December 1971	1 and 2
26	 26R-2439	Motor vehicle approved in respect of its external projections.	The vehicle	26	28th April 1972	1 and 2
26A	 26	Motor vehicle approved in respect of its external projections.	The vehicle	26	(amendment, 11th September 1973)	1

(1) Item number	(2) Diagram showing marking	(3) Motor vehicle or motor vehicle part to which the marking relates	(4) Place where the marking is applied	(5) ECE Regulation		(6) Paragraphs in Schedule 3 relating to requirements or variations with respect to the markings
				(a) Number	(b) Date of ECE Regulation or, in the case of an amendment, date on which amendment takes effect	
27	 2439	Advance-warning triangle.	The advance- warning triangle	27	7th June 1972	1 and 2
28	 28	Motor vehicle approved in respect of its audible warning signal.	The vehicle	28	31st October 1972	1
28A	 2439	Audible warning device.	The device	28	31st October 1972	1 and 2
30	 2439	Pneumatic tyre for motor vehicles and their trailers.	The tyre	30	1st April 1975	1 and 2
30A	 012439	Pneumatic tyre for motor vehicles and their trailers.	The tyre	30	(amendment, 25th September 1977)	1 and 2



31	HSCR 	Halogen sealed beam (H <sub>4</sub> SB) headlamp emitting both a driving beam and an asymmetrical passing beam designed for right-hand traffic only.	The headlamp	31	2nd June 1975	1 and 6
31A	HSCR 	Halogen sealed beam (H <sub>4</sub> SB) headlamp emitting both a driving beam and an asymmetrical passing beam designed for left-hand traffic only.	The headlamp	31	2nd June 1975	1 and 6
31B	HSC 	Halogen sealed beam (H <sub>4</sub> SB) headlamp emitting an asymmetrical passing beam designed for right-hand traffic only.	The headlamp	31	2nd June 1975	1
31C	HSC 	Halogen sealed beam (H <sub>4</sub> SB) headlamp emitting an asymmetrical passing beam designed for left-hand traffic only.	The headlamp	31	2nd June 1975	1
31D	HSR 	Halogen sealed beam (H <sub>4</sub> SB) headlamp emitting a driving beam.	The headlamp	31	2nd June 1975	1 and 6

(1) Item number	(2) Diagram showing marking	(3) Motor vehicle or motor vehicle part to which the marking relates	(4) Place where the marking is applied	(5) ECE Regulation		(6) Paragraphs in Schedule 3 relating to requirements or variations with respect to the markings
				(a) Number	(b) Date of ECE Regulation or, in the case of an amendment, date on which amendment takes effect	
32		Motor vehicle approved in respect of the behaviour of the structure of the passenger compartment in the event of a rear-end collision.	The vehicle	32	14th July 1975	1
33		Motor vehicle approved in respect of the behaviour of the structure of the passenger compartment in the event of a head-on collision.	The vehicle	33	25th July 1975	1
34		Motor vehicle approved in respect of the prevention of fire risks.	The vehicle	34	25th July 1975	1
34A		Motor vehicle approved in respect of the prevention of fire risks.	The vehicle	34	(amendment, 18th January 1979)	1

35	(E11) 35	Motor vehicle approved in respect of the arrangement of its foot controls.	The vehicle	35	18th September 1975	1
36	(E11) 36 II	Motor vehicle approved in respect of its structural features.	The vehicle	36	12th November 1975	1 and 7
37	(E11) 37R-002439	Incandescent filament lamp for approved lights of power driven vehicles and their trailers.	The filament lamp	37	4th October 1977	1, 2 and 11
37A	37R (E11) 001234 B	Incandescent filament lamp for approved lights of power driven vehicles and their trailers.	The filament lamp	37	4th October 1977	1, 2 and 11
38	(E11) 002439	Rear fog lamp.	The lamp	38	7th July 1978	1, 2 and 12
39	(E11) 39R - 002439	Motor vehicle approved in respect of speedometer.	The vehicle	39	11th July 1978	1 and 2

## SCHEDULE 3

## APPROVAL MARKS REQUIRED BY ECE REGULATIONS—REQUIREMENTS AND PERMITTED VARIATIONS

1. The number shown inside the circle in a marking in column (2) of Schedule 2 will be varied, where appropriate, so as to be the number assigned by the relevant ECE Regulation to the Contracting State which granted the approval in relation to the particular vehicle or vehicle part on which the marking is placed.

2. The number shown outside and below the circle in any such marking will be varied, where appropriate, so as to be the number assigned by the competent authority of a Contracting State to distinguish the manufacturer of the motor vehicle or motor vehicle part concerned. The said number will be close to and outside the circle in such a position relative thereto as may be authorised by the relevant ECE Regulation, so however that it shall be read in the same direction as the number inside the circle.

3. The Roman numeral shown outside and on the left of the circle in the marking relating to item No. 3 in Schedule 2 will be varied, where appropriate, to be either I or III in cases where the motor vehicle part to which the marking relates was placed in Class I or in Class III, and not in Class II, when it was approved in accordance with the requirements of the ECE Regulation specified in column (5) of Schedule 2 in relation to that marking.

4. The number mentioned in paragraph 2 above and the Roman numeral mentioned in paragraph 3 above may be placed in any position in relation to the circle in the said marking so long as they are diametrically opposite to each other.

5. The figure following the number 24 shown outside and on the right of the circle in the marking relating to item No. 24 in Schedule 2 (which indicates the corrected absorption coefficient of the vehicle part to which that marking relates) will be varied, where appropriate, in accordance with the requirements of the ECE Regulation specified in column (5) of Schedule 2 in relation to that marking.

6. The number shown outside and on the right of the circle in the markings relating to the items numbered 8B, 8D, 8F, 8N, 20A, 20B, 20C, 20D, 20E, 20F, 20M, 20N, 31, 31A and 31D in Schedule 2 will be varied, where appropriate, in accordance with the requirements of the ECE Regulation specified in column (5) of Schedule 2 in relation to those markings.

7. The Roman numeral shown outside and on the right of the circle in the marking relating to item No. 36 in Schedule 2 will be varied, where appropriate, in cases where the vehicle to which the marking relates was placed in a class other than Class II when it was approved in accordance with the requirements of the ECE Regulation specified in column (5) of Schedule 2 in relation to that marking.

8. The arrow shown below the circle in the marking relating to item No. 6 in Schedule 2 will point right or left according to whether the category of the motor vehicle part to which the marking relates, specified in the ECE Regulation referred to in column (5) of Schedule 2 in relation to that item, is such that the said ECE Regulation requires the arrow to point right or left. The number shown above the circle in the marking relating to the said item No. 6 will be varied, where appropriate, to the numbers 1, 2a, 2b, 3 or 5 according to the requirements of the said ECE Regulation as to the minimum angle required for the light distribution and the level of illumination of the category of motor vehicle part to which that marking relates.

9. The arrow shown below the circle in the markings relating to items numbered 7, 7A and 7C in Schedule 2 will—

- (1) point right in cases where the photometric specifications in the ECE Regulation referred to in column (5) of Schedule 2 in relation to those items are satisfied as to the angle specified in that ECE Regulation on the right side of the vehicle;

- 
- (2) point left in cases where the photometric specifications in the said ECE Regulation are satisfied as to the angle specified in that ECE Regulation on the left side of the vehicle; and
  - (3) be omitted in cases where the photometric specifications in the said ECE Regulation are satisfied as to the angle specified in that ECE Regulation on both the right and the left of the vehicle.




10. The figure "1" which follows the letter "S" in the markings relating to items numbered 7B and 7C in Schedule 2 will be varied, where appropriate, to the figure "2" according to whether the category of motor vehicle part to which those markings relate has one level of illumination or two levels of illumination in accordance with the requirements of the ECE Regulation referred to in column (5) of Schedule 2 in relation to those items.






11. The marking relating to item No. 37A may be used as an alternative to the marking relating to item No. 37 where there is insufficient space to affix on the lamp the marking relating to item No. 37.





12. The number mentioned in paragraph 2 above and the additional symbol prescribed by the ECE Regulation which relates to item No. 38 in Schedule 2 may be placed in any position round the circle in the marking so long as they are diametrically opposite to each other in relation to the circle.

13. The additional symbol *AR* shown above the circle in the marking relating to item No. 23A in Schedule 2 must be placed close to the circle and either above or below the "E" or to the left or right of that letter.






SCHEDULE 4  
APPROVAL MARKS REQUIRED BY COMMUNITY INSTRUMENTS—List





(1) Item number	(2) Diagram showing marking	(3) Motor vehicle part to which the marking relates	(4) Place where the marking is applied	(5) Community Instrument		(6) Paragraphs in Schedule 5 relating to requirements or variations with respect to the marking
				(a) Description	(b) Official Journal reference	
1		Audible warning device.	The audible warning device	Council Directive 70/388/EEC of 27th July 1970	O.J. L176, 10.8.70, p. 12 (S.E. 1970 (II), p. 571)	1 and 2
2		Rear-view mirror.	The rear-view mirror	Council Directive 71/127/EEC of 1st March 1971	O.J. L68, 22.3.71, p. 1 (S.E. 1971 (I), p. 136)	1, 2, 3 and 4
3		Road transport recording equipment and the model record sheet.	The road transport recording equipment and the model record sheet	Council Regulation (EEC) No. 1463/70 of 20th July 1970	O.J. L164, 27.7.70, p.1	1 and 2





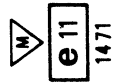
4		Reflex reflector.	The reflex reflector	Council Directive 76/757/EEC of 27th July 1976	O.J. L262, 27.9.76, p. 32	1, 2, 3 and 4
5		Front position (side) lamp.	The lamp	Council Directive 76/758/EEC of 27th July 1976	O.J. L262, 27.9.76, p. 54	1, 2 and 5
6		Rear position (side) lamp.	The lamp	Council Directive 76/758/EEC of 27th July 1976	O.J. L262, 27.9.76, p. 54	1, 2 and 6
7		Stop lamp.	The lamp	Council Directive 76/758/EEC of 27th July 1976	O.J. L262, 27.9.76, p. 54	1 and 2
8		Both rear position (side) lamp and stop lamp.	The lamps	Council Directive 76/758/EEC of 27th July 1976	O.J. L262, 27.9.76, p. 54	1, 2 and 5



(1) Item number	(2) Diagram showing marking	(3) Motor vehicle part to which the marking relates	(4) Place where the marking is applied	(5) Community Instrument		(6) Paragraphs in Schedule 5 relating to requirements or variations with respect to the marking
				(a) Description	(b) Official Journal reference	
9	5 	Direction indicator for motor vehicles (except motor cycles) and their trailers.	The direction indicator	Council Directive 76/759/ EEC of 27th July 1976	O.J. L262, 27.9.76, p. 71	1, 2 and 7
10		Device for the illumination of rear registration plates of motor vehicles (except motor cycles) and their trailers.	The device	Council Directive 76/760/ EEC of 27th July 1976	O.J. L262, 27.9.76, p. 85	1 and 2
11	CR 	Headlamp emitting both a dipped beam and a main beam and designed for right-hand traffic only.	The headlamp	Council Directive 76/761/ EEC of 27th July 1976	O.J. L262, 27.9.76, p. 96	1 and 2
12	CR 	Headlamp emitting both a dipped beam and a main beam and designed for left-hand traffic only.	The headlamp	Council Directive 76/761/ EEC of 27th July 1976	O.J. L262, 27.9.76, p. 96	1 and 2



13		Headlamp emitting both a dipped beam and a main beam and designed for both left-hand traffic and right-hand traffic.	The headlamp	Council Directive 76/761/EEC of 27th July 1976	O.J. L262, 27.9.76, p. 96	1 and 2
14		Headlamp emitting a dipped beam only and designed for both left-hand traffic and right-hand traffic.	The headlamp	Council Directive 76/761/EEC of 27th July 1976	O.J. L262, 27.9.76, p. 96	1 and 2
15		Headlamp emitting a dipped beam only and designed for right-hand traffic only.	The headlamp	Council Directive 76/761/EEC of 27th July 1976	O.J. L262, 27.9.76, p. 96	1 and 2
16		Headlamp emitting a dipped beam only and designed for left-hand traffic only.	The headlamp	Council Directive 76/761/EEC of 27th July 1976	O.J. L262, 27.9.76, p. 96	1 and 2
17		Headlamp emitting a main beam only.	The headlamp	Council Directive 76/761/EEC of 27th July 1976	O.J. L262, 27.9.76, p. 96	1 and 2

(1) Item number	(2) Diagram showing marking	(3) Motor vehicle part to which the marking relates	(4) Place where the marking is applied	(5) Community Instrument		(6) Paragraphs in Schedule 5 relating to requirements or variations with respect to the marking
				(a) Description	(b) Official Journal reference	
18		Filament lamp for a headlamp emitting either a dipped beam only, or a main beam only, or both a dipped beam and a main beam.	The filament lamp	Council Directive 76/761/ EEC of 27th July 1976	O.J. L262, 27.9.76, p. 96	1 and 2
19		Front fog lamp.	The lamp	Council Directive 76/762/ EEC of 27th July 1976	O.J. L262, 27.9.76, p. 122	1 and 2
20		Rear fog lamp.	The lamp	Council Directive 77/538/ EEC of 28th June 1977	O.J. L220, 29.8.77, p. 60	1, 8 and 9(1)
21		Reversing lamp.	The lamp	Council Directive 77/539/ EEC of 28th June 1977	O.J. L220, 29.8.77, p. 72	1, 8 and 9(2)

22		Parking lamp.	The lamp	Council Directive 77/540/EEC of 28th June 1977	O.J. L220, 29.8.77, p. 83	1, 8 and 9(3)
23		Safety belt.	The belt	Council Directive 77/541/EEC of 28th June 1977	O.J.L220, 29.8.77, p. 95	1,2 and 10
24		Head restraint incorporated in a vehicle seat.	The head restraint	Council Directive 78/932/EEC of 16th October 1978	O.J. L325, 20.11.78, p. 1	1 and 8
25		Head restraint not incorporated in a vehicle seat.	The head restraint	Council Directive 78/932/EEC of 16th October 1978	O.J. L325, 20.11.78, p. 1	1 and 8
26		Headlamp emitting both a dipped beam and a main beam and designed for right-hand agricultural or forestry tractors.	The headlamp	Council Directive 79/532/EEC of 17th May 1979	O.J. L145, 13.6.79, p. 16	1 and 2

(1) Item number	(2) Diagram showing marking	(3) Motor vehicle part to which the marking relates	(4) Place where the marking is applied	(5) Community Instrument		(6) Paragraphs in Schedule 5 relating to requirements or variations with respect to the marking
				(a) Description	(b) Official Journal reference	
27		Headlamp emitting both a dipped beam and a main beam and designed for left-hand agricultural or forestry tractors.	The headlamp	Council Directive 79/532/EEC of 17th May 1979	O.J. L145, 13.6.79, p. 16	1 and 2
28		Headlamp emitting both a dipped beam and a main beam and designed for both left or right-hand agricultural or forestry tractors.	The headlamp	Council Directive 79/532/EEC of 17th May 1979	O.J. L145, 13.6.79, p. 16	1 and 2

## SCHEDULE 5

## APPROVAL MARKS REQUIRED BY COMMUNITY INSTRUMENTS—REQUIREMENTS AND VARIATIONS

1. The number shown inside the rectangle in the markings in column (2) of Schedule 4 will be varied, where appropriate, so as to be the number assigned by the relevant Community Instrument to the country which has granted the approval.

2. The number shown outside and below the rectangle in any of the said markings will be varied, where appropriate, so as to be the number of the approval document issued for the motor vehicle part concerned.

3. The Roman numeral shown outside and immediately above the rectangle in the marking relating to item No. 2 in Schedule 4 will be varied, where appropriate, to be the Roman numeral signifying the class of the motor vehicle part concerned.

4. The number mentioned in paragraph 2 above and the Roman numeral mentioned in paragraph 3 above may be placed in any position in relation to the rectangle in the said marking so long as they are diametrically opposite to each other.

5. The arrow shown outside and immediately below the rectangle in the markings relating to item Nos. 5 and 8 in Schedule 4 indicate the side on which the photometric specifications are satisfied up to an angle of  $80^{\circ}\text{H}$  on front position (side) lamps or rear position (side) lamps whose geometric angles of visibility are asymmetrical in relation to the reference axis in a horizontal direction. The absence of an arrow means that, both left and right, the photometric specifications are satisfied up to an angle of  $80^{\circ}\text{H}$  on such lamps.

6. The absence of an arrow immediately below the rectangle in the marking relating to item No. 6 in Schedule 4 indicates that, both left and right, the photometric specifications are satisfied up to an angle of  $80^{\circ}\text{H}$  on rear position (side) lamps whose geometric angles of visibility are asymmetrical in relation to the reference axis in a horizontal direction. In cases where such lamps satisfy the said specifications up to an angle of  $80^{\circ}\text{H}$  only to the left or only to the right an arrow indicating the side to which the said specifications are so satisfied shall be added immediately below the rectangle in the said marking.

7. The number shown outside and immediately above the rectangle in the marking relating to item 9 in Schedule 4 will be varied, where appropriate, to be the number 1 or 2 where the direction indicator to which the marking relates belongs to category 1 or category 2, as the case may be, specified in the Community Instrument referred to in column (5) in relation to that item. The arrow shown outside and immediately below the said rectangle indicates in what position such of the direction indicators to which the said marking relates as can be mounted on one side of the vehicle shall be placed. The arrow shall be directed outwards from the vehicle in the case of a direction indicator in category 1 or category 2 specified in the said Community Instrument, and towards the front of the vehicle in the case of a direction indicator in category 5 specified in the said Community Instrument.

8. The number shown in the marking relating to items 20, 21, 24 and 25 in Schedule 4 below the rectangle surrounding the letter "e" shall be varied so as to be the type approval number relating to the motor vehicle part specified in column (3) of the said items, and that number may be placed in any convenient position near the said rectangle.

9.—(1) The marking relating to item 20 in Schedule 4 shall be affixed to the motor vehicle part specified in column (3) of the said item in such a way as to be indelible and clearly legible even when the said part is fitted to the vehicle.

(2) The marking relating to item 21 in Schedule 4 shall be affixed to the motor vehicle part specified in column (3) of the said item in such a way as to be indelible and clearly legible even when the said part is fitted to the vehicle.

(3) The marking relating to item 22 in Schedule 4 shall be affixed to the motor vehicle part specified in column (3) of the said item in such a way as to be indelible and clearly legible even when the said part is fitted to the vehicle.

10.—(1) In the marking relating to item 23 in Schedule 4 there shall be added above the rectangle:—

- (a) the letter “A” in the case of a three-point belt,
- (b) the letter “B” in the case of a lap belt, and
- (c) the letter “S” in the case of a safety belt which is neither a three-point belt nor a lap belt.

(2) The letters referred to in sub-paragraph (1) above shall be preceded by the letter “Z” when the safety belt is part of a restraint system.

(3) The letters referred to in sub-paragraph (1) above shall be supplemented by:—

- (a) in the case of a safety belt fitted with an energy absorber, the letter “e”; and
- (b) in the case of a safety belt fitted with a retractor, the letter “r” followed by:—
  - (i) the figure “1” if the retractor is a non-locking retractor, or
  - (ii) the figure “2” if the retractor is a manually unlocking retractor, or
  - (iii) the figure “3” if the retractor is an automatically locking retractor, or
  - (iv) the figure “4” if the retractor is an emergency locking retractor, and
  - (v) the letter “m” if the retractor is an emergency locking retractor with multiple sensitivity.

## EXPLANATORY NOTE

*(This Note is not part of the Regulations.)*

1. Section 63(1) of the Road Traffic Act 1972, as amended by the Designation of Approval Marks (European Communities) Regulations 1973, enacts that where any international agreement to which the United Kingdom is a party, or a Community obligation, provides—

- (a) for markings to be applied:
  - (i) to motor vehicle parts of any description to indicate conformity with a type approved by any country; or
  - (ii) to a motor vehicle to indicate that the vehicle is fitted with motor vehicle parts of any description and either that the parts conform with a type approved by any country or that the vehicle is such that as so fitted it conforms with a type so approved; and
- (b) for motor vehicle parts or, as the case may be, motor vehicles, bearing those markings to be recognised as complying with the requirements imposed by the law of another country,

the Secretary of State may by regulations designate the markings as approval marks, and any markings so designated shall be deemed for the purposes of the Trade Descriptions Act 1968 (c. 29) to be a trade description, whether or not the markings fall within the definition of that expression in section 2 of that Act. This power is now vested in the Minister of Transport.

2. These Regulations revoke and, with amendments, re-enact the Motor Vehicles (Designation of Approval Marks) Regulations 1976 and the amending Regulations listed in Schedule 1. The chief amendments—

- (1) provide (in paragraph (3) of Regulation 5) for a marking which includes the common features and numbers of two or more Community Instruments at least one of which provides for the application of a common mark where the United Kingdom has approved the use of such mark (this provision has rendered superfluous paragraph 10 of Schedule 5 to the Regulations of 1976 as amended by the Motor Vehicles (Designation of Approval Marks) Regulations 1978 with the result that that paragraph is not re-enacted);
- (2) add to the markings which are designated as approval marks—
  - (a) three markings relating to special headlamps for agricultural or forestry tractors (items 1G, 1H and 1I in Schedule 2),
  - (b) a marking relating to a filament lamp for a headlamp (item 2A in Schedule 2),
  - (c) three markings relating to special sealed beam headlamps for agricultural or forestry tractors (items 5G, 5H and 5I in Schedule 2),
  - (d) three markings relating to headlamps (items 8H, 8J and 8L in Schedule 2),
  - (e) two markings relating to a vehicle approved in respect of its brakes (items 13 and 13A in Schedule 2),
  - (f) a marking relating to reversing lamps (item 23A in Schedule 2),

- (g) a marking relating to a vehicle approved in respect of the prevention of fire risks (item 34A in Schedule 2),
  - (h) two markings relating to head restraints (items 24 and 25 in Schedule 4), and
  - (i) three markings relating to headlamps for agricultural or forestry tractors (items 26, 27 and 28 in Schedule 4); and
- (3) permit a variation in relation to the marking designated as an approval mark and shown at item 23A in Schedule 2 (paragraph 13 of Schedule 3).
3. Copies of the ECE Regulations referred to in these Regulations may be obtained from Her Majesty's Stationery Office.

SI 1979/1088  
ISBN 0-11-094088-1

