

*Status: Point in time view as at 30/08/1979. This version of this Instrument contains provisions that are prospective.*

*Status: This revised version has been created from an electronic version contributed by Westlaw which was originally derived from the printed publication. **Read more** (See end of Document for details)*

*Changes to legislation: There are outstanding changes not yet made by the legislation.gov.uk editorial team to The Motor Vehicles (Designation of Approval Marks) Regulations 1979. Any changes that have already been made by the team appear in the content and are referenced with annotations. (See end of Document for details)*

## STATUTORY INSTRUMENTS

# 1979 No. 1088

## MERCHANDISE MARKS

### The Motor Vehicles (Designation of Approval Marks) Regulations 1979

<i>Made</i>	- - - -	<i>30th August 1979</i>
<i>Laid before Parliament</i>		<i>7th September 1979</i>
<i>Coming into Operation</i>		<i>1st October 1979</i>

The Minister of Transport in exercise of the powers under section 63(1) of the Road Traffic Act 1972<sup>(1)</sup>, and now vested in him<sup>(2)</sup>, and of all other enabling powers, and after consultation with representative organisations in accordance with the provisions of section 199(2) of that Act, hereby makes the following Regulations:—

PROSPECTIVE

#### Commencement and citation

1. These Regulations shall come into operation on 1st October 1979 and may be cited as the Motor Vehicles (Designation of Approval Marks) Regulations 1979.

#### Commencement Information

**I1** Reg. 1 in force at 1.10.1979, see [reg. 1](#)

#### Revocation

2. The Regulations specified in Schedule 1 are hereby revoked.

#### Commencement Information

**I2** Reg. 2 in force at 1.10.1979, see [reg. 1](#)

(1) Section 63(1) was amended by the Designation of Approval Marks (European Communities) Regulations 1973 (S.I. 1973/1193).

(2) S.I. 1979/571.

*Status: Point in time view as at 30/08/1979. This version of this Instrument contains provisions that are prospective.*

*Status: This revised version has been created from an electronic version contributed by Westlaw which was originally derived from the printed publication. **Read more** (See end of Document for details) **Changes to***

*legislation: There are outstanding changes not yet made by the legislation.gov.uk editorial team to The Motor Vehicles (Designation of Approval Marks) Regulations 1979. Any changes that have already been made by the team appear in the content and are referenced with annotations. (See end of Document for details)*

## Interpretation

### 3.—(1) In these Regulations—

“Contracting State” means a state which is a party to the International Agreement;

“ECE Regulation” means a regulation annexed to the International Agreement;

“Member State” means any State which is a member of the European Economic Community;

“the International Agreement” means the Agreement concerning the adoption of uniform conditions of approval for Motor Vehicle Equipment and Parts and reciprocal recognition thereof concluded at Geneva on 20th March 1958<sup>(3)</sup> as amended<sup>(4)</sup> to which the United Kingdom is a party<sup>(5)</sup>.

(2) A reference to a vehicle in category M2 or M3 is a reference to a vehicle in the category described as M2 or, as the case may be, M3 in ECE Regulation 13 of 5th December 1973.

(3) A reference in these Regulations to a Schedule followed by a number is a reference to the Schedule so numbered to these Regulations.

(4) A reference in these Regulations to provision being made by an ECE Regulation in relation to a marking is a reference to the provision being made in relation thereto by the International Agreement by virtue of that Regulation.

### Commencement Information

**I3** Reg. 3 in force at 1.10.1979, see [reg. 1](#)

## Approval marks required by ECE Regulations

4.—(1) The Minister of Transport hereby designates as approval marks the markings which, subject to paragraphs (2) and (3) of this Regulation, are in the forms shown in the diagrams in column (2) of Schedule 2, and of the sizes specified in the ECE Regulations specified in column (5) of that Schedule in relation to those markings, each such marking being a marking which—

- (a) relates to the motor vehicle or motor vehicle part specified in relation to that marking in column (3) of that Schedule, and is applied to the motor vehicle part, or to the motor vehicle itself, as indicated in relation to that marking in column (4) of that Schedule; and
- (b) is a marking for which the ECE Regulation specified in column (5) of that Schedule in relation to that marking makes such provision as is mentioned in section 63(1)(a) and (b) of the Road Traffic Act 1972 as respects that vehicle or part.

(2) Where in relation to a marking shown in column (2) of Schedule 2 a numbered paragraph of Schedule 3 is specified in column (6) of Schedule 2 the requirements or permitted variations provided for in that paragraph shall apply to that marking.

(3) Where—

- (a) under two or more of the ECE Regulations specified in column (5) of Schedule 2 a Contracting State has approved a motor vehicle or motor vehicle part as conforming to an approved type;
- (b) at least one of those ECE Regulations provides for the application to the motor vehicle or motor vehicle part of a common mark followed by the numbers of the ECE Regulations under which approval has been given; and

(3) Cmnd. 2535.

(4) Cmnd. 3562.

(5) By instrument of accession dated 14th January 1963 deposited with the Secretary-General of the United Nations on 15th January 1963.

**Status:** Point in time view as at 30/08/1979. This version of this Instrument contains provisions that are prospective.

**Status:** This revised version has been created from an electronic version contributed by Westlaw which was originally derived from the printed publication. **Read more** (See end of Document for details)

**Changes to legislation:** There are outstanding changes not yet made by the legislation.gov.uk editorial team to The Motor Vehicles (Designation of Approval Marks) Regulations 1979. Any changes that have already been made by the team appear in the content and are referenced with annotations. (See end of Document for details)

(c) the United Kingdom has approved the use of a common mark in such cases, the marking on the motor vehicle or motor vehicle part, as respects those aspects specified in column (3) of Schedule 2 in relation to those ECE Regulations, may consist of a diagram comprising—

- (i) the common features and numbers in the markings specified in column (2) of Schedule 2 in relation to those aspects, and
- (ii) a list (placed vertically to the right of the circle in the diagram) of the numbers of those ECE Regulations, and any features or numbers which are peculiar to any of the said markings.

#### Commencement Information

**I4** Reg. 4 in force at 1.10.1979, see [reg. 1](#)

### Approval marks required by Community Instruments

**5.—(1)** The Minister of Transport hereby designates as approval marks the markings which, subject to paragraphs (2) or (3) of this Regulation, are in the forms shown in the diagrams in column (2) of Schedule 4, and are of the sizes specified in the Community Instruments specified in column (5) of that Schedule in relation to those markings, each such marking being a marking which—

- (a) relates to the motor vehicle or motor vehicle part specified in relation to that marking in column (3) of that Schedule, and is applied to the motor vehicle or motor vehicle part as indicated in relation to that marking in column (4) of that Schedule; and
- (b) is a marking for which the Community Instrument specified in column (5) of that Schedule in relation to that marking makes such provision as is mentioned in section 63(1)(a) and (b) of the Road Traffic Act 1972 as respects that part.

(2) Where in relation to a marking shown in column (2) of Schedule 4 a numbered paragraph of Schedule 5 is specified in column (6) of Schedule 4 the requirements or permitted variations provided for in that paragraph shall apply to that marking.

(3) Where—

- (a) under two or more of the Community Instruments specified in column (5) of Schedule 4 a Member State has approved a motor vehicle or motor vehicle part as conforming to an approved type;
- (b) at least one of those Community Instruments provides for the application to the vehicle or vehicle part of a common mark; and
- (c) the United Kingdom has approved the use of a common mark in such cases,

the marking on the vehicle or vehicle part as respects those aspects specified in column (3) of Schedule 4 in relation to those Community Instruments may consist of a diagram comprising—

- (i) a rectangle surrounding the letter “e” followed by the distinguishing letter or letters or number of the Member State which granted the approval mentioned in sub-paragraph (a) above,
- (ii) the number which related to such approval, and
- (iii) the symbols required by the Community Instruments under which such approval was granted.

#### Commencement Information

**I5** Reg. 5 in force at 1.10.1979, see [reg. 1](#)

---

**Status:** Point in time view as at 30/08/1979. This version of this Instrument contains provisions that are prospective.

**Status:** This revised version has been created from an electronic version contributed by Westlaw which was originally derived from the printed publication. **Read more** (See end of Document for details)

**Changes to legislation:** There are outstanding changes not yet made by the legislation.gov.uk editorial team to The Motor Vehicles (Designation of Approval Marks) Regulations 1979. Any changes that have already been made by the team appear in the content and are referenced with annotations. (See end of Document for details)

---

30th August 1979

*Kenneth Clarke*  
Parliamentary Secretary, on behalf of the  
Minister of Transport

**Status:** Point in time view as at 30/08/1979. This version of this Instrument contains provisions that are prospective.  
**Status:** This revised version has been created from an electronic version contributed by Westlaw which was originally derived from the printed publication. **Read more** (See end of Document for details)  
**Changes to legislation:** There are outstanding changes not yet made by the legislation.gov.uk editorial team to The Motor Vehicles (Designation of Approval Marks) Regulations 1979. Any changes that have already been made by the team appear in the content and are referenced with annotations. (See end of Document for details)

PROSPECTIVE

## SCHEDULE 1

### REGULATIONS REVOKED BY REGULATION 2

#### Commencement Information



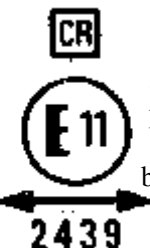
**I6** Sch. 1 in force at 1.10.1979, see [reg. 1](#)

<i>Title</i>	<i>Year and Number</i>
The Motor Vehicles (Designation of Approval Marks) Regulations 1976.	S.I. 1976/2226.
The Motor Vehicles (Designation of Approval Marks) (Amendment) Regulations 1977.	S.I. 1977/1400.
The Motor Vehicles (Designation of Approval Marks) (Amendment) Regulations 1978.	S.I. 1978/1111.
The Motor Vehicles (Designation of Approval Marks) (Amendment) (No. 2) Regulations 1978.	S.I. 1978/1870.

**Status:** Point in time view as at 30/08/1979. This version of this Instrument contains provisions that are prospective.  
**Status:** This revised version has been created from an electronic version contributed by Westlaw which was originally derived from the printed publication. **Read more** (See end of Document for details) **Changes to legislation:** There are outstanding changes not yet made by the legislation.gov.uk editorial team to The Motor Vehicles (Designation of Approval Marks) Regulations 1979. Any changes that have already been made by the team appear in the content and are referenced with annotations. (See end of Document for details)

SCHEDULE 2




APPROVAL MARKS REQUIRED BY ECE REGULATIONS  
 —REQUIREMENTS AND PERMITTED VARIATIONS

(1)	(2)	(3)	(4)	(5)	(6)	
<i>ECE Regulation</i>						
<i>Item number</i>	<i>Diagram showing marking</i>	<i>Motor vehicle or motor vehicle part to which the marking relates</i>	<i>Place where the marking is applied</i>	<i>(a) Number</i>	<i>(b) Date of ECE Regulation or, in the case of an amendment, date on which amendment takes effect</i>	<i>Paragraphs in Schedule 3 relating to requirements or variations with respect to the markings</i>
		Headlamp emitting both an asymmetrical passing beam and a driving beam designed for right-hand traffic only.	The headlamp	1	24th March 1960	1 and 2
1		Headlamp emitting both an asymmetrical passing beam and a driving beam designed for left-hand traffic only.	The headlamp	1	24th March 1960	1 and 2
		Headlamp emitting both an asymmetrical passing beam and a driving beam designed for left- or right-hand traffic.	The headlamp	1	24th March 1960	1 and 2

**Status:** Point in time view as at 30/08/1979. This version of this Instrument contains provisions that are prospective.





**Status:** This revised version has been created from an electronic version contributed by Westlaw which was originally derived from the printed publication. **Read more** (See end of Document for details)

**Changes to legislation:** There are outstanding changes not yet made by the legislation.gov.uk editorial team to The Motor Vehicles (Designation of Approval Marks) Regulations 1979. Any changes that have already been made by the team appear in the content and are referenced with annotations. (See end of Document for details)

(1)	(2)	(3)	(4)	(5)	(6)	
ECE Regulation						
Item number	Diagram showing marking	Motor vehicle or motor vehicle part to which the marking relates	Place where the marking is applied	(a) Number	(b) Date of ECE Regulation or, in the case of an amendment, date on which amendment takes effect	Paragraphs in Schedule 3 relating to requirements or variations with respect to the markings
		Headlamp emitting an asymmetrical passing beam designed for left-or right-hand traffic.	The headlamp	1	24th March 1960	1 and 2
		Headlamp emitting an asymmetrical passing beam designed for right-hand traffic only.	The headlamp	1	24th March 1960	1 and 2
		Headlamp emitting an asymmetrical passing beam designed for left-hand traffic only.	The headlamp	1	24th March 1960	1 and 2

**Status:** Point in time view as at 30/08/1979. This version of this Instrument contains provisions that are prospective.

**Status:** This revised version has been created from an electronic version contributed by Westlaw which was originally derived from the printed publication. **Read more** (See end of Document for details) **Changes to legislation:** There are outstanding changes not yet made by the legislation.gov.uk editorial team to The Motor Vehicles (Designation of Approval Marks) Regulations 1979. Any changes that have already been made by the team appear in the content and are referenced with annotations. (See end of Document for details)




(1)	(2)	(3)	(4)	(5)	(6)	
ECE Regulation						
Item number	Diagram showing marking	Motor vehicle or motor vehicle part to which the marking relates	Place where the marking is applied	(a) Number	(b) Date of ECE Regulation or, in the case of an amendment, date on which amendment takes effect	Paragraphs in Schedule 3 relating to requirements or variations with respect to the markings
		Headlamp emitting a driving beam.	The headlamp	1	24th March 1960	1 and 2
						
		Special headlamp emitting both an asymmetrical passing beam and a driving beam designed only for right-hand agricultural or forestry tractors.	The headlamp	1	26th October 1964	1 and 2
		Special headlamp emitting both an asymmetrical passing beam and a driving beam designed only for left-hand agricultural or forestry tractors.	The headlamp	1	26th October 1964	1 and 2



**Status:** Point in time view as at 30/08/1979. This version of this Instrument contains provisions that are prospective.




**Status:** This revised version has been created from an electronic version contributed by Westlaw which was originally derived from the printed publication. **Read more** (See end of Document for details)

**Changes to legislation:** There are outstanding changes not yet made by the legislation.gov.uk editorial team to The Motor Vehicles (Designation of Approval Marks) Regulations 1979. Any changes that have already been made by the team appear in the content and are referenced with annotations. (See end of Document for details)

(1)	(2)	(3)	(4)	(5)	(6)	
ECE Regulation						
Item number	Diagram showing marking	Motor vehicle or motor vehicle part to which the marking relates	Place where the marking is applied	(a) Number	(b) Date of ECE Regulation or, in the case of an amendment, date on which amendment takes effect	Paragraphs in Schedule 3 relating to requirements or variations with respect to the markings
		Special headlamp emitting both an asymmetrical passing beam and a driving beam designed for left- or right-hand agricultural or forestry tractors.	The headlamp	1	26th October 1964	1 and 2
		Filament lamp for headlamp emitting an asymmetrical passing beam or a driving beam, or both.	The filament lamp	1	24th March 1960	1 and 2
		Filament lamp for headlamp emitting an asymmetrical passing beam or a driving beam, or both.	The filament lamp	2	(amendment, 26th September 1978)	1 and 2

**Status:** Point in time view as at 30/08/1979. This version of this Instrument contains provisions that are prospective.




**Status:** This revised version has been created from an electronic version contributed by Westlaw which was originally derived from the printed publication. **Read more** (See end of Document for details) **Changes to legislation:** There are outstanding changes not yet made by the legislation.gov.uk editorial team to The Motor Vehicles (Designation of Approval Marks) Regulations 1979. Any changes that have already been made by the team appear in the content and are referenced with annotations. (See end of Document for details)

(1)	(2)	(3)	(4)	(5)	(6)	
ECE Regulation						
Item number	Diagram showing marking	Motor vehicle or motor vehicle part to which the marking relates	Place where the marking is applied	(a) Number	(b) Date of ECE Regulation or, in the case of an amendment, date on which amendment takes effect	Paragraphs in Schedule 3 relating to requirements or variations with respect to the markings
		Reflex reflector.	The reflex reflector	3	23rd September 1964	1, 2, 3 and 4
		Device for the illumination of rear registration plates of motor vehicles (except motorcycles) and their trailers.	The device	4	23rd September 1964	1 and 2
		Sealed beam headlamp emitting both an asymmetrical passing beam and a driving beam and designed for right-hand traffic only.	The headlamp	5	22nd May 1967	1 and 2

**Status:** Point in time view as at 30/08/1979. This version of this Instrument contains provisions that are prospective.

**Status:** This revised version has been created from an electronic version contributed by Westlaw which was originally derived from the printed publication. **Read more** (See end of Document for details)

**Changes to legislation:** There are outstanding changes not yet made by the legislation.gov.uk editorial team to The Motor Vehicles (Designation of Approval Marks) Regulations 1979. Any changes that have already been made by the team appear in the content and are referenced with annotations. (See end of Document for details)

(1)	(2)	(3)	(4)	(5)	(6)	
ECE Regulation						
Item number	Diagram showing marking	Motor vehicle or motor vehicle part to which the marking relates	Place where the marking is applied	(a)Number	(b)Date of ECE Regulation or, in the case of an amendment, date on which amendment takes effect	Paragraphs in Schedule 3 relating to requirements or variations with respect to the markings
		Sealed beam headlamp emitting both an asymmetrical passing beam and a driving beam and designed for left-hand traffic only.	The headlamp	5	22nd May 1967	1 and 2
		Sealed beam headlamp emitting both an asymmetrical passing beam and a driving beam designed for left- or right-hand traffic.	The headlamp	5	22nd May 1967	1 and 2
		Sealed beam headlamp emitting an asymmetrical passing beam and designed for left- or right-hand traffic.	The headlamp	5	22nd May 1967	1 and 2

**Status:** Point in time view as at 30/08/1979. This version of this Instrument contains provisions that are prospective.




**Status:** This revised version has been created from an electronic version contributed by Westlaw which was originally derived from the printed publication. **Read more** (See end of Document for details) **Changes to legislation:** There are outstanding changes not yet made by the legislation.gov.uk editorial team to The Motor Vehicles (Designation of Approval Marks) Regulations 1979. Any changes that have already been made by the team appear in the content and are referenced with annotations. (See end of Document for details)

(1)	(2)	(3)	(4)	(5)	(6)	
ECE Regulation						
Item number	Diagram showing marking	Motor vehicle or motor vehicle part to which the marking relates	Place where the marking is applied	(a) Number	(b) Date of ECE Regulation or, in the case of an amendment, date on which amendment takes effect	Paragraphs in Schedule 3 relating to requirements or variations with respect to the markings
		Sealed beam headlamp emitting an asymmetrical passing beam and designed for right-hand traffic only.	The headlamp	5	22nd May 1967	1 and 2
		Sealed beam headlamp emitting an asymmetrical passing beam and designed for left-hand traffic only.	The headlamp	5	22nd May 1967	1 and 2
		Sealed beam headlamp emitting a driving beam.	The headlamp	5	22nd May 1967	1 and 2

**Status:** Point in time view as at 30/08/1979. This version of this Instrument contains provisions that are prospective.




**Status:** This revised version has been created from an electronic version contributed by Westlaw which was originally derived from the printed publication. **Read more** (See end of Document for details)

**Changes to legislation:** There are outstanding changes not yet made by the legislation.gov.uk editorial team to The Motor Vehicles (Designation of Approval Marks) Regulations 1979. Any changes that have already been made by the team appear in the content and are referenced with annotations. (See end of Document for details)

(1)	(2)	(3)	(4)	(5)	(6)	
ECE Regulation						
Item number	Diagram showing marking	Motor vehicle or motor vehicle part to which the marking relates	Place where the marking is applied	(a) Number	(b) Date of ECE Regulation or, in the case of an amendment, date on which amendment takes effect	Paragraphs in Schedule 3 relating to requirements or variations with respect to the markings
		Special sealed beam headlamp emitting both an asymmetrical passing beam and a driving beam and designed only for right-hand agricultural or forestry tractors.	The headlamp	5	22nd May 1967	1 and 2
		Special sealed beam headlamp emitting both an asymmetrical passing beam and a driving beam and designed only for left-hand agricultural or forestry tractors.	The headlamp	5	22nd May 1967	1 and 2
		Special sealed beam headlamp emitting both an asymmetrical passing beam and a driving beam and designed for left-or right-hand agricultural	The headlamp	5	22nd May 1967	1 and 2

**Status:** Point in time view as at 30/08/1979. This version of this Instrument contains provisions that are prospective.




**Status:** This revised version has been created from an electronic version contributed by Westlaw which was originally derived from the printed publication. **Read more** (See end of Document for details) **Changes to legislation:** There are outstanding changes not yet made by the legislation.gov.uk editorial team to The Motor Vehicles (Designation of Approval Marks) Regulations 1979. Any changes that have already been made by the team appear in the content and are referenced with annotations. (See end of Document for details)

(1)	(2)	(3)	(4)	(5)	(6)	
ECE Regulation						
Item number	Diagram showing marking	Motor vehicle or motor vehicle part to which the marking relates	Place where the marking is applied	(a) Number	(b) Date of ECE Regulation or, in the case of an amendment, date on which amendment takes effect	Paragraphs in Schedule 3 relating to requirements or variations with respect to the markings
		or forestry tractors.				
		Direction indicator for motor vehicles (except motor cycles) and their trailers.	The direction indicator	6	22nd May 1967	1, 2 and 8
		Position (side) lamp for motor vehicles (except motor cycles) and their trailers.	The lamp	7	22nd May 1967	1, 2 and 9
		Red rear lamp for motor vehicles (except motor cycles) and their trailers.	The lamp	7	22nd May 1967	1, 2 and 9

**Status:** Point in time view as at 30/08/1979. This version of this Instrument contains provisions that are prospective.




**Status:** This revised version has been created from an electronic version contributed by Westlaw which was originally derived from the printed publication. **Read more** (See end of Document for details)

**Changes to legislation:** There are outstanding changes not yet made by the legislation.gov.uk editorial team to The Motor Vehicles (Designation of Approval Marks) Regulations 1979. Any changes that have already been made by the team appear in the content and are referenced with annotations. (See end of Document for details)

(1)	(2)	(3)	(4)	(5)	(6)	
ECE Regulation						
Item number	Diagram showing marking	Motor vehicle or motor vehicle part to which the marking relates	Place where the marking is applied	(a) Number	(b) Date of ECE Regulation or, in the case of an amendment, date on which amendment takes effect	Paragraphs in Schedule 3 relating to requirements or variations with respect to the markings
		Stop lamp for motor vehicles (except motor cycles) and their trailers.	The lamp	7	22nd May 1967	1, 2 and 10
		Device comprising both a red rear lamp and a stop lamp for motor vehicles (except motor cycles) and their trailers.	The device	7	22nd May 1967	1, 2 and 9 and 10
		Halogen filament lamp fitted to a headlamp emitting an asymmetrical passing beam or a driving beam, or both.	The filament lamp	8	12th June 1967	1 and 2

**Status:** Point in time view as at 30/08/1979. This version of this Instrument contains provisions that are prospective.

**Status:** This revised version has been created from an electronic version contributed by Westlaw which was originally derived from the printed publication. **Read more** (See end of Document for details) **Changes to legislation:** There are outstanding changes not yet made by the legislation.gov.uk editorial team to The Motor Vehicles (Designation of Approval Marks) Regulations 1979. Any changes that have already been made by the team appear in the content and are referenced with annotations. (See end of Document for details)




(1)	(2)	(3)	(4)	(5)	(6)	
ECE Regulation						
Item number	Diagram showing marking	Motor vehicle or motor vehicle part to which the marking relates	Place where the marking is applied	(a) Number	(b) Date of ECE Regulation or, in the case of an amendment, date on which amendment takes effect	Paragraphs in Schedule 3 relating to requirements or variations with respect to the markings
		Halogen filament lamp headlamp emitting both an asymmetrical passing beam and a driving beam and designed for right-hand traffic only.	The headlamp	8	12th June 1967	1 and 2
		Halogen filament lamp headlamp emitting both an asymmetrical passing beam and a driving beam and designed for right-hand traffic only.	The headlamp	8	(amendment, 6th May 1974)	1 and 2 and 6
		Halogen filament lamp headlamp emitting both an asymmetrical passing beam and a driving beam and designed for left-hand traffic only.	The headlamp	8	12th June 1967	1 and 2



**Status:** Point in time view as at 30/08/1979. This version of this Instrument contains provisions that are prospective.




**Status:** This revised version has been created from an electronic version contributed by Westlaw which was originally derived from the printed publication. **Read more** (See end of Document for details)

**Changes to legislation:** There are outstanding changes not yet made by the legislation.gov.uk editorial team to The Motor Vehicles (Designation of Approval Marks) Regulations 1979. Any changes that have already been made by the team appear in the content and are referenced with annotations. (See end of Document for details)

(1)	(2)	(3)	(4)	(5)	(6)	
ECE Regulation						
Item number	Diagram showing marking	Motor vehicle or motor vehicle part to which the marking relates	Place where the marking is applied	(a) Number	(b) Date of ECE Regulation or, in the case of an amendment, date on which amendment takes effect	Paragraphs in Schedule 3 relating to requirements or variations with respect to the markings
		Halogen filament lamp headlamp emitting both an asymmetrical passing beam and a driving beam and designed for left-hand traffic only.	The headlamp	8	(amendment, 6th May 1974)	1, 2 and 6
		Halogen filament lamp headlamp emitting both an asymmetrical passing beam and a driving beam designed for left- or right-hand traffic.	The headlamp	8	12th June 1967	1 and 2
		Halogen filament lamp headlamp emitting both an asymmetrical passing beam and a driving beam designed for left or right-hand traffic.	The headlamp	8	(amendment 6th May 1974)	1, 2 and 6

**Status:** Point in time view as at 30/08/1979. This version of this Instrument contains provisions that are prospective.




**Status:** This revised version has been created from an electronic version contributed by Westlaw which was originally derived from the printed publication. **Read more** (See end of Document for details) **Changes to legislation:** There are outstanding changes not yet made by the legislation.gov.uk editorial team to The Motor Vehicles (Designation of Approval Marks) Regulations 1979. Any changes that have already been made by the team appear in the content and are referenced with annotations. (See end of Document for details)

(1)	(2)	(3)	(4)	(5)	(6)	
ECE Regulation						
Item number	Diagram showing marking	Motor vehicle or motor vehicle part to which the marking relates	Place where the marking is applied	(a) Number	(b) Date of ECE Regulation or, in the case of an amendment, date on which amendment takes effect	Paragraphs in Schedule 3 relating to requirements or variations with respect to the markings
		Halogen filament lamp headlamp emitting an asymmetrical passing beam designed for left-or right-hand traffic.	The headlamp	8	12th June 1967	1 and 2
		Halogen filament lamp headlamp emitting an asymmetrical passing beam designed for left-or right-hand traffic.	The headlamp	8	(amendment, 6th May 1974)	1 and 2
		Halogen filament lamp headlamp emitting an asymmetrical passing beam designed for right-hand traffic only.	The headlamp	8	12th June 1967	1 and 2

**Status:** Point in time view as at 30/08/1979. This version of this Instrument contains provisions that are prospective.


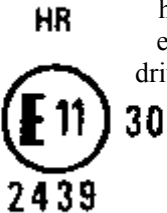

**Status:** This revised version has been created from an electronic version contributed by Westlaw which was originally derived from the printed publication. **Read more** (See end of Document for details)

**Changes to legislation:** There are outstanding changes not yet made by the legislation.gov.uk editorial team to The Motor Vehicles (Designation of Approval Marks) Regulations 1979. Any changes that have already been made by the team appear in the content and are referenced with annotations. (See end of Document for details)

(1)	(2)	(3)	(4)	(5)	(6)	
ECE Regulation						
Item number	Diagram showing marking	Motor vehicle or motor vehicle part to which the marking relates	Place where the marking is applied	(a) Number	(b) Date of ECE Regulation or, in the case of an amendment, date on which amendment takes effect	Paragraphs in Schedule 3 relating to requirements or variations with respect to the markings
		Halogen filament lamp headlamp emitting an asymmetrical passing beam designed for right-hand traffic only.	The headlamp	8	(amendment, 6th May 1974)	1 and 2
		Halogen filament lamp headlamp emitting an asymmetrical passing beam designed for left-hand traffic only.	The headlamp	8	12th June 1967	1 and 2
		Halogen filament lamp headlamp emitting an asymmetrical passing beam designed for left-hand traffic only.	The headlamp	8	(amendment 6th May 1974)	1 and 2

**Status:** Point in time view as at 30/08/1979. This version of this Instrument contains provisions that are prospective.





**Status:** This revised version has been created from an electronic version contributed by Westlaw which was originally derived from the printed publication. **Read more** (See end of Document for details) **Changes to legislation:** There are outstanding changes not yet made by the legislation.gov.uk editorial team to The Motor Vehicles (Designation of Approval Marks) Regulations 1979. Any changes that have already been made by the team appear in the content and are referenced with annotations. (See end of Document for details)

(1)	(2)	(3)	(4)	(5)	(6)	
ECE Regulation						
Item number	Diagram showing marking	Motor vehicle or motor vehicle part to which the marking relates	Place where the marking is applied	(a) Number	(b) Date of ECE Regulation or, in the case of an amendment, date on which amendment takes effect	Paragraphs in Schedule 3 relating to requirements or variations with respect to the markings
		Halogen filament lamp headlamp emitting a driving beam.	The headlamp	8	12th June 1967	1 and 2
		Halogen filament lamp headlamp emitting a driving beam.	The headlamp	8	(amendment, 6th May 1974)	1, 2 and 6
		Motor vehicle approved in respect of radio interference suppression.	The vehicle	10	17th December 1968	1 and 2

**Status:** Point in time view as at 30/08/1979. This version of this Instrument contains provisions that are prospective.

**Status:** This revised version has been created from an electronic version contributed by Westlaw which was originally derived from the printed publication. **Read more** (See end of Document for details)




**Changes to legislation:** There are outstanding changes not yet made by the legislation.gov.uk editorial team to The Motor Vehicles (Designation of Approval Marks) Regulations 1979. Any changes that have already been made by the team appear in the content and are referenced with annotations. (See end of Document for details)

(1)	(2)	(3)	(4)	(5)	(6)	
ECE Regulation						
<i>Item number</i>	<i>Diagram showing marking</i>	<i>Motor vehicle or motor vehicle part to which the marking relates</i>	<i>Place where the marking is applied</i>	<i>(a)Number</i>	<i>(b)Date of ECE Regulation or, in the case of an amendment, date on which amendment takes effect</i>	<i>Paragraphs in Schedule 3 relating to requirements or variations with respect to the markings</i>
		Motor vehicle approved in respect of radio interference suppression.	The vehicle	10	(amendment, 19th March 1978)	1 and 2
		Motor vehicle approved in respect of side door latches and hinges.	The vehicle	11	8th January 1969	1 and 2
		Motor vehicle approved in respect of side door latches and hinges.	The vehicle	11	(amendment, 6th May 1974)	1
		Motor vehicle approved in respect of the protection of the driver against the steering mechanism in the event of impact.	The vehicle	12	14th April 1969	1 and 2

**Status:** Point in time view as at 30/08/1979. This version of this Instrument contains provisions that are prospective.

**Status:** This revised version has been created from an electronic version contributed by Westlaw which was originally derived from the printed publication. **Read more** (See end of Document for details)





**Changes to legislation:** There are outstanding changes not yet made by the legislation.gov.uk editorial team to The Motor Vehicles (Designation of Approval Marks) Regulations 1979. Any changes that have already been made by the team appear in the content and are referenced with annotations. (See end of Document for details)

(1)	(2)	(3)	(4)	(5)	(6)	
ECE Regulation						
Item number	Diagram showing marking	Motor vehicle or motor vehicle part to which the marking relates	Place where the marking is applied	(a) Number	(b) Date of ECE Regulation or, in the case of an amendment, date on which amendment takes effect	Paragraphs in Schedule 3 relating to requirements or variations with respect to the markings
		Motor vehicle approved in respect of the protection of the driver against the steering mechanism in the event of impact.	The vehicle	12	(amendment, 20th October 1974)	1
	 13R-032439	Motor vehicle approved in respect of its brakes (after, in the case of a vehicle in category M2 or M3, that vehicle has undergone the type II test prescribed in ECE Regulation 13).	The vehicle	13	(amendment, 4th January 1979)	1 and 2
	 13AM-032439	Motor vehicle approved in respect of its brakes (after, in the case of a vehicle in category M2 or M3, that vehicle has undergone the type II test prescribed in ECE Regulation 13).	The vehicle	13	(amendment, 4th January 1979)	1 and 2

**Status:** Point in time view as at 30/08/1979. This version of this Instrument contains provisions that are prospective.





**Status:** This revised version has been created from an electronic version contributed by Westlaw which was originally derived from the printed publication. **Read more** (See end of Document for details)

**Changes to legislation:** There are outstanding changes not yet made by the legislation.gov.uk editorial team to The Motor Vehicles (Designation of Approval Marks) Regulations 1979. Any changes that have already been made by the team appear in the content and are referenced with annotations. (See end of Document for details)

(1)	(2)	(3)	(4)	(5)	(6)	
ECE Regulation						
Item number	Diagram showing marking	Motor vehicle or motor vehicle part to which the marking relates	Place where the marking is applied	(a) Number	(b) Date of ECE Regulation or, in the case of an amendment, date on which amendment takes effect	Paragraphs in Schedule 3 relating to requirements or variations with respect to the markings
		Motor vehicle approved in respect of the safety-belt anchorages.	The vehicle	14	(amendment, 28th April 1976)	1 and 2
		Motor vehicle equipped with a spark-ignition engine approved in respect of the emission of gaseous pollutants by the engine.	The vehicle	15	11th March 1970	1 and 2
		Motor vehicle equipped with a spark-ignition engine approved in respect of the emission of gaseous pollutants by the engine.	The vehicle	15	(amendment, 11th December 1974)	1
		Motor vehicle equipped with a spark-ignition engine approved in respect of the emission of gaseous pollutants by the engine.	The vehicle	15	(amendment, 1st March 1977)	1

**Status:** Point in time view as at 30/08/1979. This version of this Instrument contains provisions that are prospective.

**Status:** This revised version has been created from an electronic version contributed by Westlaw which was originally derived from the printed publication. **Read more** (See end of Document for details) **Changes to legislation:** There are outstanding changes not yet made by the legislation.gov.uk editorial team to The Motor Vehicles (Designation of Approval Marks) Regulations 1979. Any changes that have already been made by the team appear in the content and are referenced with annotations. (See end of Document for details)





(1)	(2)	(3)	(4)	(5)	(6)	
ECE Regulation						
<i>Item number</i>	<i>Diagram showing marking</i>	<i>Motor vehicle or motor vehicle part to which the marking relates</i>	<i>Place where the marking is applied</i>	<i>(a) Number</i>	<i>(b) Date of ECE Regulation or, in the case of an amendment, date on which amendment takes effect</i>	<i>Paragraphs in Schedule 3 relating to requirements or variations with respect to the markings</i>
		Motor vehicle equipped with a spark-ignition engine approved in respect of the emission of gaseous pollutants by the engine.	The vehicle	15	(amendment, 6th March 1978)	1
	 15R-032439					
		Motor vehicle approved in respect of the strength of the seats and their anchorages.	The vehicle	17	14th August 1970	1 and 2
	 17R-2439					
		Motor vehicle approved in respect of the strength of the seats and their anchorages.	The vehicle	17	(amendment, 11th September 1973)	1
	 17R-2439					
		Motor vehicle approved in respect of protection against unauthorised use.	The vehicle	18	14th September 1970	1 and 2
	 18R-2439					



**Status:** Point in time view as at 30/08/1979. This version of this Instrument contains provisions that are prospective.




**Status:** This revised version has been created from an electronic version contributed by Westlaw which was originally derived from the printed publication. **Read more** (See end of Document for details)

**Changes to legislation:** There are outstanding changes not yet made by the legislation.gov.uk editorial team to The Motor Vehicles (Designation of Approval Marks) Regulations 1979. Any changes that have already been made by the team appear in the content and are referenced with annotations. (See end of Document for details)

(1)	(2)	(3)	(4)	(5)	(6)	
ECE Regulation						
Item number	Diagram showing marking	Motor vehicle or motor vehicle part to which the marking relates	Place where the marking is applied	(a) Number	(b) Date of ECE Regulation or, in the case of an amendment, date on which amendment takes effect	Paragraphs in Schedule 3 relating to requirements or variations with respect to the markings
		Fog lamp.	The lamp	19	14th September 1970	1 and 2
		Fog lamp.	The lamp	19	(amendment, 18th December 1974)	1 and 2
		Halogen filament lamp (H <sub>4</sub> ), fitted to a headlamp emitting an asymmetrical passing beam or a driving beam, or both.	The filament lamp	20	1st March 1971	1 and 2
		Halogen (H <sub>4</sub> ) headlamp emitting both a driving beam and an asymmetrical passing beam and fitted with a halogen filament lamp (H <sub>4</sub> ) designed for right-hand traffic only.	The headlamp	20	1st March 1971	1, 2 and 6

**Status:** Point in time view as at 30/08/1979. This version of this Instrument contains provisions that are prospective.



**Status:** This revised version has been created from an electronic version contributed by Westlaw which was originally derived from the printed publication. **Read more** (See end of Document for details) **Changes to legislation:** There are outstanding changes not yet made by the legislation.gov.uk editorial team to The Motor Vehicles (Designation of Approval Marks) Regulations 1979. Any changes that have already been made by the team appear in the content and are referenced with annotations. (See end of Document for details)

(1)	(2)	(3)	(4)	(5)	(6)	
ECE Regulation						
Item number	Diagram showing marking	Motor vehicle or motor vehicle part to which the marking relates	Place where the marking is applied	(a) Number	(b) Date of ECE Regulation or, in the case of an amendment, date on which amendment takes effect	Paragraphs in Schedule 3 relating to requirements or variations with respect to the markings
		Halogen (H <sub>4</sub> ) headlamp emitting both a driving beam and an asymmetrical passing beam and fitted with a halogen filament lamp (H <sub>4</sub> ) designed for right-hand traffic only.	The headlamp	20	(amendment, 15th August 1976)	1, 2 and 6
2		Halogen (H <sub>4</sub> ) headlamp emitting both a driving beam and an asymmetrical passing beam and fitted with a halogen filament lamp (H <sub>4</sub> ) designed for left-hand traffic only.	The headlamp	20	1st March 1971	1, 2 and 6
2		Halogen (H <sub>4</sub> ) headlamp emitting both a driving beam and an asymmetrical passing beam and fitted with a halogen filament lamp (H <sub>4</sub> ) designed	The headlamp	20	(amendment, 15th August 1976)	1, 2 and 6

**Status:** Point in time view as at 30/08/1979. This version of this Instrument contains provisions that are prospective.




**Status:** This revised version has been created from an electronic version contributed by Westlaw which was originally derived from the printed publication. **Read more** (See end of Document for details)

**Changes to legislation:** There are outstanding changes not yet made by the legislation.gov.uk editorial team to The Motor Vehicles (Designation of Approval Marks) Regulations 1979. Any changes that have already been made by the team appear in the content and are referenced with annotations. (See end of Document for details)

(1)	(2)	(3)	(4)	(5)	(6)	
ECE Regulation						
Item number	Diagram showing marking	Motor vehicle or motor vehicle part to which the marking relates	Place where the marking is applied	(a) Number	(b) Date of ECE Regulation or, in the case of an amendment, date on which amendment takes effect	Paragraphs in Schedule 3 relating to requirements or variations with respect to the markings
		for left-hand traffic only.				
		Halogen (H <sub>4</sub> ) headlamp emitting both a driving beam and an asymmetrical passing beam and fitted with a halogen filament lamp (H <sub>4</sub> ) designed for left-or right-hand traffic.	The headlamp	20	1st March 1971	1, 2 and 6
		Halogen (H <sub>4</sub> ) headlamp emitting both a driving beam and an asymmetrical passing beam and fitted with a halogen filament lamp (H <sub>4</sub> ) designed for left-or right-hand traffic.	The headlamp	20	(amendment, 15th August 1976)	1, 2 and 6

**Status:** Point in time view as at 30/08/1979. This version of this Instrument contains provisions that are prospective.




**Status:** This revised version has been created from an electronic version contributed by Westlaw which was originally derived from the printed publication. **Read more** (See end of Document for details) **Changes to legislation:** There are outstanding changes not yet made by the legislation.gov.uk editorial team to The Motor Vehicles (Designation of Approval Marks) Regulations 1979. Any changes that have already been made by the team appear in the content and are referenced with annotations. (See end of Document for details)

(1)	(2)	(3)	(4)	(5)	(6)	
ECE Regulation						
<i>Item number</i>	<i>Diagram showing marking</i>	<i>Motor vehicle or motor vehicle part to which the marking relates</i>	<i>Place where the marking is applied</i>	<i>(a)Number</i>	<i>(b)Date of ECE Regulation or, in the case of an amendment, date on which amendment takes effect</i>	<i>Paragraphs in Schedule 3 relating to requirements or variations with respect to the markings</i>
2		Headlamp emitting an asymmetrical passing beam and fitted with a halogen filament lamp (H <sub>4</sub> ) designed for left-or right-hand traffic.	The headlamp	20	1st March 1971	1 and 2
		Headlamp emitting an asymmetrical passing beam and fitted with a halogen filament lamp (H <sub>4</sub> ) designed for left-or right-hand traffic.	The headlamp	20	(amendment, 15th August 1976)	1 and 2
2		Headlamp emitting an asymmetrical passing beam and fitted with a halogen filament lamp (H <sub>4</sub> ) designed for right-hand traffic only.	The headlamp	20	1st March 1971	1 and 2

**Status:** Point in time view as at 30/08/1979. This version of this Instrument contains provisions that are prospective.




**Status:** This revised version has been created from an electronic version contributed by Westlaw which was originally derived from the printed publication. **Read more** (See end of Document for details)

**Changes to legislation:** There are outstanding changes not yet made by the legislation.gov.uk editorial team to The Motor Vehicles (Designation of Approval Marks) Regulations 1979. Any changes that have already been made by the team appear in the content and are referenced with annotations. (See end of Document for details)

(1)	(2)	(3)	(4)	(5)	(6)	
ECE Regulation						
Item number	Diagram showing marking	Motor vehicle or motor vehicle part to which the marking relates	Place where the marking is applied	(a) Number	(b) Date of ECE Regulation or, in the case of an amendment, date on which amendment takes effect	Paragraphs in Schedule 3 relating to requirements or variations with respect to the markings
		Headlamp emitting an asymmetrical passing beam and fitted with a halogen filament lamp (H <sub>4</sub> ) designed for right-hand traffic only.	The headlamp	20	(amendment, 15th August 1976)	1 and 2
2		Headlamp emitting an asymmetrical passing beam and fitted with a halogen filament lamp (H <sub>4</sub> ) designed for left-hand traffic only.	The headlamp	20	1st March 1971	1 and 2
		Headlamp emitting an asymmetrical passing beam and fitted with a halogen filament lamp (H <sub>4</sub> ) designed for left-hand traffic only.	The headlamp	20	(amendment, 15th August 1976)	1 and 2

**Status:** Point in time view as at 30/08/1979. This version of this Instrument contains provisions that are prospective.




**Status:** This revised version has been created from an electronic version contributed by Westlaw which was originally derived from the printed publication. **Read more** (See end of Document for details) **Changes to legislation:** There are outstanding changes not yet made by the legislation.gov.uk editorial team to The Motor Vehicles (Designation of Approval Marks) Regulations 1979. Any changes that have already been made by the team appear in the content and are referenced with annotations. (See end of Document for details)

(1)	(2)	(3)	(4)	(5)	(6)	
ECE Regulation						
Item number	Diagram showing marking	Motor vehicle or motor vehicle part to which the marking relates	Place where the marking is applied	(a)Number	(b)Date of ECE Regulation or, in the case of an amendment, date on which amendment takes effect	Paragraphs in Schedule 3 relating to requirements or variations with respect to the markings
		Headlamp emitting a driving beam and fitted with a halogen filament lamp (H <sub>4</sub> ).	The headlamp	20	1st March 1971	1 and 2 and 6
		Headlamp emitting a driving beam and fitted with a halogen filament lamp (H <sub>4</sub> ).	The headlamp	20	(amendment, 15th August 1976)	1 and 2 and 6
		Motor vehicle approved in respect of its interior fittings.	The vehicle	21	2nd June 1971	1 and 2

**Status:** Point in time view as at 30/08/1979. This version of this Instrument contains provisions that are prospective.

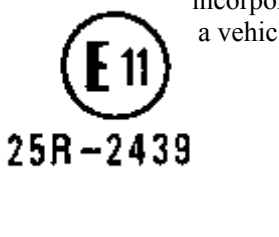

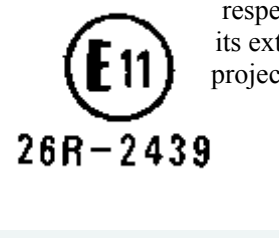
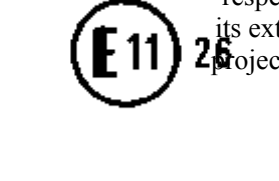
**Status:** This revised version has been created from an electronic version contributed by Westlaw which was originally derived from the printed publication. **Read more** (See end of Document for details)

**Changes to legislation:** There are outstanding changes not yet made by the legislation.gov.uk editorial team to The Motor Vehicles (Designation of Approval Marks) Regulations 1979. Any changes that have already been made by the team appear in the content and are referenced with annotations. (See end of Document for details)

(1)	(2)	(3)	(4)	(5)	(6)	
ECE Regulation						
Item number	Diagram showing marking	Motor vehicle or motor vehicle part to which the marking relates	Place where the marking is applied	(a)Number	(b)Date of ECE Regulation or, in the case of an amendment, date on which amendment takes effect	Paragraphs in Schedule 3 relating to requirements or variations with respect to the markings
		Reversing lamp for motor vehicles and their trailers.	The reversing lamp	23	20th August 1971	1 and 2
		Reversing lamp for motor vehicles and their trailers.	The reversing lamp	23	(amendment, 22nd March 1977)	1 and 2 and 13
		Motor vehicle approved in respect of the emission of pollutants by a diesel engine.	The vehicle	24	(amendment, 11th September 1973)	1 and 5

**Status:** Point in time view as at 30/08/1979. This version of this Instrument contains provisions that are prospective.

**Status:** This revised version has been created from an electronic version contributed by Westlaw which was originally derived from the printed publication. **Read more** (See end of Document for details) **Changes to legislation:** There are outstanding changes not yet made by the legislation.gov.uk editorial team to The Motor Vehicles (Designation of Approval Marks) Regulations 1979. Any changes that have already been made by the team appear in the content and are referenced with annotations. (See end of Document for details)





(1)	(2)	(3)	(4)	(5)	(6)	
<i>ECE Regulation</i>						
<i>Item number</i>	<i>Diagram showing marking</i>	<i>Motor vehicle or motor vehicle part to which the marking relates</i>	<i>Place where the marking is applied</i>	<i>(a)Number</i>	<i>(b)Date of ECE Regulation or, in the case of an amendment, date on which amendment takes effect</i>	<i>Paragraphs in Schedule 3 relating to requirements or variations with respect to the markings</i>
		Head restraint incorporated in a vehicle seat.	The head restraint	25	30th December 1971	1 and 2
		Head restraint not incorporated in a vehicle seat.	The head restraint	25	30th December 1971	1 and 2
		Motor vehicle approved in respect of its external projections.	The vehicle	26	28th April 1972	1 and 2
		Motor vehicle approved in respect of its external projections.	The vehicle	26	(amendment, 11th September 1973)	1



**Status:** Point in time view as at 30/08/1979. This version of this Instrument contains provisions that are prospective.




**Status:** This revised version has been created from an electronic version contributed by Westlaw which was originally derived from the printed publication. **Read more** (See end of Document for details)

**Changes to legislation:** There are outstanding changes not yet made by the legislation.gov.uk editorial team to The Motor Vehicles (Designation of Approval Marks) Regulations 1979. Any changes that have already been made by the team appear in the content and are referenced with annotations. (See end of Document for details)

(1)	(2)	(3)	(4)	(5)	(6)	
ECE Regulation						
Item number	Diagram showing marking	Motor vehicle or motor vehicle part to which the marking relates	Place where the marking is applied	(a) Number	(b) Date of ECE Regulation or, in the case of an amendment, date on which amendment takes effect	Paragraphs in Schedule 3 relating to requirements or variations with respect to the markings
		Advance-warning triangle.	The advance-warning triangle	27	7th June 1972	1 and 2
		Motor vehicle approved in respect of its audible warning signal.	The vehicle	28	31st October 1972	1
		Audible warning device.	The device	28	31st October 1972	1 and 2
		Pneumatic tyre for motor vehicles and their trailers.	The tyre	30	1st April 1975	1 and 2

**Status:** Point in time view as at 30/08/1979. This version of this Instrument contains provisions that are prospective.




**Status:** This revised version has been created from an electronic version contributed by Westlaw which was originally derived from the printed publication. **Read more** (See end of Document for details) **Changes to legislation:** There are outstanding changes not yet made by the legislation.gov.uk editorial team to The Motor Vehicles (Designation of Approval Marks) Regulations 1979. Any changes that have already been made by the team appear in the content and are referenced with annotations. (See end of Document for details)

(1)	(2)	(3)	(4)	(5)	(6)	
ECE Regulation						
Item number	Diagram showing marking	Motor vehicle or motor vehicle part to which the marking relates	Place where the marking is applied	(a) Number	(b) Date of ECE Regulation or, in the case of an amendment, date on which amendment takes effect	Paragraphs in Schedule 3 relating to requirements or variations with respect to the markings
		Pneumatic tyre for motor vehicles and their trailers.	The tyre	30	(amendment, 25th September 1977)	1 and 2
		Halogen sealed beam (H <sub>4</sub> SB) headlamp emitting both a driving beam and an asymmetrical passing beam designed for right-hand traffic only.	The headlamp	31	2nd June 1975	1 and 6
		Halogen sealed beam (H <sub>4</sub> SB) headlamp emitting both a driving beam and an asymmetrical passing beam designed for left-hand traffic only.	The headlamp	31	2nd June 1975	1 and 6

**Status:** Point in time view as at 30/08/1979. This version of this Instrument contains provisions that are prospective.





**Status:** This revised version has been created from an electronic version contributed by Westlaw which was originally derived from the printed publication. **Read more** (See end of Document for details)

**Changes to legislation:** There are outstanding changes not yet made by the legislation.gov.uk editorial team to The Motor Vehicles (Designation of Approval Marks) Regulations 1979. Any changes that have already been made by the team appear in the content and are referenced with annotations. (See end of Document for details)

(1)	(2)	(3)	(4)	(5)	(6)	
ECE Regulation						
Item number	Diagram showing marking	Motor vehicle or motor vehicle part to which the marking relates	Place where the marking is applied	(a) Number	(b) Date of ECE Regulation or, in the case of an amendment, date on which amendment takes effect	Paragraphs in Schedule 3 relating to requirements or variations with respect to the markings
		Halogen sealed beam (H <sub>4</sub> SB) headlamp emitting an asymmetrical passing beam designed for right-hand traffic only.	The headlamp	31	2nd June 1975	1
		Halogen sealed beam (H <sub>4</sub> SB) headlamp emitting an asymmetrical passing beam designed for left-hand traffic only.	The headlamp	31	2nd June 1975	1
3		Halogen sealed beam (H <sub>4</sub> SB) headlamp emitting a driving beam.	The headlamp	31	2nd June 1975	1 and 6

**Status:** Point in time view as at 30/08/1979. This version of this Instrument contains provisions that are prospective.





**Status:** This revised version has been created from an electronic version contributed by Westlaw which was originally derived from the printed publication. **Read more** (See end of Document for details) **Changes to legislation:** There are outstanding changes not yet made by the legislation.gov.uk editorial team to The Motor Vehicles (Designation of Approval Marks) Regulations 1979. Any changes that have already been made by the team appear in the content and are referenced with annotations. (See end of Document for details)

(1)	(2)	(3)	(4)	(5)	(6)	
ECE Regulation						
Item number	Diagram showing marking	Motor vehicle or motor vehicle part to which the marking relates	Place where the marking is applied	(a) Number	(b) Date of ECE Regulation or, in the case of an amendment, date on which amendment takes effect	Paragraphs in Schedule 3 relating to requirements or variations with respect to the markings
		Motor vehicle approved in respect of the behaviour of the structure of the passenger compartment in the event of a rear-end collision.	The vehicle	32	14th July 1975	1
		Motor vehicle approved in respect of the behaviour of the structure of the passenger compartment in the event of a head-on collision.	The vehicle	33	25th July 1975	1
		Motor vehicle approved in respect of the prevention of fire risks.	The vehicle	34	25th July 1975	1
		Motor vehicle approved in respect of the prevention of fire risks.	The vehicle	34	(amendment, 18th January 1979)	1

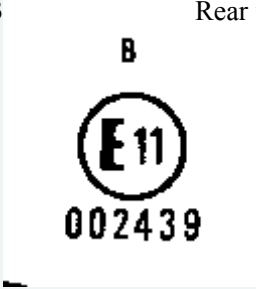

**Status:** Point in time view as at 30/08/1979. This version of this Instrument contains provisions that are prospective.

**Status:** This revised version has been created from an electronic version contributed by Westlaw which was originally derived from the printed publication. **Read more** (See end of Document for details)

**Changes to legislation:** There are outstanding changes not yet made by the legislation.gov.uk editorial team to The Motor Vehicles (Designation of Approval Marks) Regulations 1979. Any changes that have already been made by the team appear in the content and are referenced with annotations. (See end of Document for details)

(1)	(2)	(3)	(4)	(5)	(6)	
ECE Regulation						
Item number	Diagram showing marking	Motor vehicle or motor vehicle part to which the marking relates	Place where the marking is applied	(a) Number	(b) Date of ECE Regulation or, in the case of an amendment, date on which amendment takes effect	Paragraphs in Schedule 3 relating to requirements or variations with respect to the markings
		Motor vehicle approved in respect of the arrangement of its foot controls.	The vehicle	35	18th September 1975	1
		Motor vehicle approved in respect of structural features.	The vehicle	36	12th November 1975	1 and 7
		Incandescent filament lamp for approved lights of power driven vehicles and their trailers.	The filament lamp	37	4th October 1977	1, 2 and 11
		Incandescent filament lamp for approved lights of power driven vehicles and their trailers.	The filament lamp	37	4th October 1977	1, 2 and 11

**Status:** Point in time view as at 30/08/1979. This version of this Instrument contains provisions that are prospective.  
**Status:** This revised version has been created from an electronic version contributed by Westlaw which was originally derived from the printed publication. **Read more** (See end of Document for details) **Changes to legislation:** There are outstanding changes not yet made by the legislation.gov.uk editorial team to The Motor Vehicles (Designation of Approval Marks) Regulations 1979. Any changes that have already been made by the team appear in the content and are referenced with annotations. (See end of Document for details)

(1)	(2)	(3)	(4)	(5)	(6)	
ECE Regulation						
Item number	Diagram showing marking	Motor vehicle or motor vehicle part to which the marking relates	Place where the marking is applied	(a) Number	(b) Date of ECE Regulation or, in the case of an amendment, date on which amendment takes effect	Paragraphs in Schedule 3 relating to requirements or variations with respect to the markings
3		Rear fog lamp.	The lamp	38	7th July 1978	1, 2 and 12
		Motor vehicle approved in 1979 of speedometer.	The vehicle	39	11th July 1978	1 and 2

SCHEDULE 3

APPROVAL MARKS REQUIRED BY ECE REGULATIONS  
 —REQUIREMENTS AND PERMITTED VARIATIONS

1. The number shown inside the circle in a marking in column (2) of Schedule 2 will be varied, where appropriate, so as to be the number assigned by the relevant ECE Regulation to the Contracting State which granted the approval in relation to the particular vehicle or vehicle part on which the marking is placed.

**Commencement Information**

17 Sch. 3 para. 1 in force at 1.10.1979, see [reg. 1](#)

2. The number shown outside and below the circle in any such marking will be varied, where appropriate, so as to be the number assigned by the competent authority of a Contracting State to distinguish the manufacturer of the motor vehicle or motor vehicle part concerned. The said number will be close to and outside the circle in such a position relative thereto as may be authorised by the relevant ECE Regulation, so however that it shall be read in the same direction as the number inside the circle.

**Status:** Point in time view as at 30/08/1979. This version of this Instrument contains provisions that are prospective.

**Status:** This revised version has been created from an electronic version contributed by Westlaw which was originally derived from the printed publication. **Read more** (See end of Document for details)

**Changes to legislation:** There are outstanding changes not yet made by the legislation.gov.uk editorial team to The Motor Vehicles (Designation of Approval Marks) Regulations 1979. Any changes that have already been made by the team appear in the content and are referenced with annotations. (See end of Document for details)

#### Commencement Information

**I8** Sch. 3 para. 2 in force at 1.10.1979, see [reg. 1](#)

3. The Roman numeral shown outside and on the left of the circle in the marking relating to item No. 3 in Schedule 2 will be varied, where appropriate, to be either I or III in cases where the motor vehicle part to which the marking relates was placed in Class I or in Class III, and not in Class II, when it was approved in accordance with the requirements of the ECE Regulation specified in column (5) of Schedule 2 in relation to that marking.

#### Commencement Information

**I9** Sch. 3 para. 3 in force at 1.10.1979, see [reg. 1](#)

4. The number mentioned in paragraph 2 above and the Roman numeral mentioned in paragraph 3 above may be placed in any position in relation to the circle in the said marking so long as they are diametrically opposite to each other.

#### Commencement Information

**I10** Sch. 3 para. 4 in force at 1.10.1979, see [reg. 1](#)

5. The figure following the number 24 shown outside and on the right of the circle in the marking relating to item No. 24 in Schedule 2 (which indicates the corrected absorption coefficient of the vehicle part to which that marking relates) will be varied, where appropriate, in accordance with the requirements of the ECE Regulation specified in column (5) of Schedule 2 in relation to that marking.

#### Commencement Information

**I11** Sch. 3 para. 5 in force at 1.10.1979, see [reg. 1](#)

6. The number shown outside and on the right of the circle in the markings relating to the items numbered 8B, 8D, 8F, 8N, 20A, 20B, 20C, 20D, 20E, 20F, 20M, 20N, 31, 31A and 31D in Schedule 2 will be varied, where appropriate, in accordance with the requirements of the ECE Regulation specified in column (5) of Schedule 2 in relation to those markings.

#### Commencement Information

**I12** Sch. 3 para. 6 in force at 1.10.1979, see [reg. 1](#)

7. The Roman numeral shown outside and on the right of the circle in the marking relating to item No. 36 in Schedule 2 will be varied, where appropriate, in cases where the vehicle to which the marking relates was placed in a class other than Class II when it was approved in accordance with the requirements of the ECE Regulation specified in column (5) of Schedule 2 in relation to that marking.

#### Commencement Information

**I13** Sch. 3 para. 7 in force at 1.10.1979, see [reg. 1](#)

*Status: Point in time view as at 30/08/1979. This version of this Instrument contains provisions that are prospective.*

*Status: This revised version has been created from an electronic version contributed by Westlaw which was originally derived from the printed publication. **Read more** (See end of Document for details) **Changes to legislation:** There are outstanding changes not yet made by the legislation.gov.uk editorial team to The Motor Vehicles (Designation of Approval Marks) Regulations 1979. Any changes that have already been made by the team appear in the content and are referenced with annotations. (See end of Document for details)*

8. The arrow shown below the circle in the marking relating to item No. 6 in Schedule 2 will point right or left according to whether the category of the motor vehicle part to which the marking relates, specified in the ECE Regulation referred to in column (5) of Schedule 2 in relation to that item, is such that the said ECE Regulation requires the arrow to point right or left. The number shown above the circle in the marking relating to the said item No. 6 will be varied, where appropriate, to the numbers 1, 2a, 2b, 3 or 5 according to the requirements of the said ECE Regulation as to the minimum angle required for the light distribution and the level of illumination of the category of motor vehicle part to which that marking relates.

**Commencement Information**

**I14** Sch. 3 para. 8 in force at 1.10.1979, see [reg. 1](#)

9. The arrow shown below the circle in the markings relating to items numbered 7, 7A and 7C in Schedule 2 will—

(1) point right in cases where the photometric specifications in the ECE Regulation referred to in column (5) of Schedule 2 in relation to those items are satisfied as to the angle specified in that ECE Regulation on the right side of the vehicle;

(2) point left in cases where the photometric specifications in the said ECE Regulation are satisfied as to the angle specified in that ECE Regulation on the left side of the vehicle; and

(3) be omitted in cases where the photometric specifications in the said ECE Regulation are satisfied as to the angle specified in that ECE Regulation on both the right and the left of the vehicle.

**Commencement Information**

**I15** Sch. 3 para. 9 in force at 1.10.1979, see [reg. 1](#)

10. The figure “1” which follows the letter “S” in the markings relating to items numbered 7B and 7C in Schedule 2 will be varied, where appropriate, to the figure “2” according to whether the category of motor vehicle part to which those markings relate has one level of illumination or two levels of illumination in accordance with the requirements of the ECE Regulation referred to in column (5) of Schedule 2 in relation to those items.

**Commencement Information**

**I16** Sch. 3 para. 10 in force at 1.10.1979, see [reg. 1](#)

11. The marking relating to item No. 37A may be used as an alternative to the marking relating to item No. 37 where there is insufficient space to affix on the lamp the marking relating to item No. 37.

**Commencement Information**

**I17** Sch. 3 para. 11 in force at 1.10.1979, see [reg. 1](#)

12. The number mentioned in paragraph 2 above and the additional symbol prescribed by the ECE Regulation which relates to item No. 38 in Schedule 2 may be placed in any position round the circle in the marking so long as they are diametrically opposite to each other in relation to the circle.



**Status:** Point in time view as at 30/08/1979. This version of this Instrument contains provisions that are prospective.

**Status:** This revised version has been created from an electronic version contributed by Westlaw which was originally derived from the printed publication. **Read more** (See end of Document for details) **Changes to legislation:** There are outstanding changes not yet made by the legislation.gov.uk editorial team to The Motor

Vehicles (Designation of Approval Marks) Regulations 1979. Any changes that have already been made by the team appear in the content and are referenced with annotations. (See end of Document for details)

**Commencement Information**

**I18** Sch. 3 para. 12 in force at 1.10.1979, see [reg. 1](#)

**13.** The additional symbol AR shown above the circle in the marking relating to item No. 23A in Schedule 2 must be placed close to the circle and either above or below the “E” or to the left or right of that letter.

**Commencement Information**

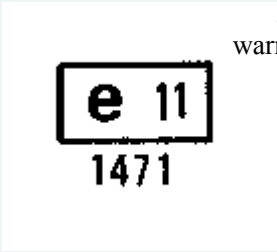
**I19** Sch. 3 para. 13 in force at 1.10.1979, see [reg. 1](#)

SCHEDULE 4

APPROVAL MARKS REQUIRED BY COMMUNITY INSTRUMENTS—LIST

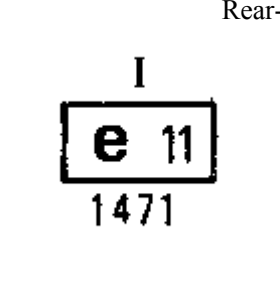
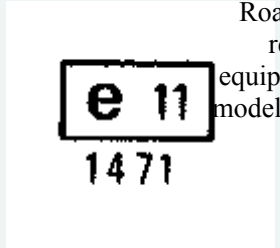
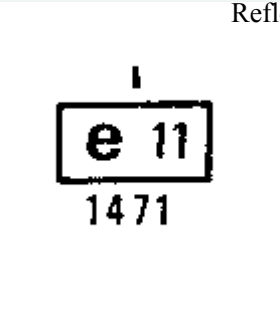
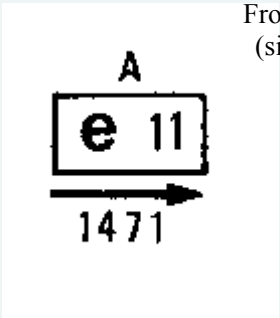
**Commencement Information**

**I20** Sch. 4 in force at 1.10.1979, see [reg. 1](#)

(1) Item number	(2) Community Instrument Diagram showing marking	(3) Motor vehicle part to which the marking relates	(4) Place where the marking is applied	(5) (a) Description of Official Journal reference	(6) Paragraphs in Schedule 5 relating to requirements or variations with respect to the marking	
		Audible warning device.	The audible warning device	Council Directive <a href="#">70/388/EEC</a> of 27th July 1970	O.J. L176, 10.8.70, p. 12 (S.E. 1970 (II), p. 571)	1 and 2

**Status:** Point in time view as at 30/08/1979. This version of this Instrument contains provisions that are prospective.

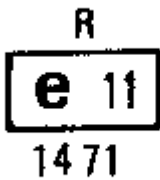
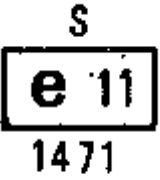
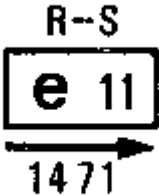
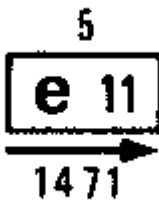
**Status:** This revised version has been created from an electronic version contributed by Westlaw which was originally derived from the printed publication. **Read more** (See end of Document for details) **Changes to legislation:** There are outstanding changes not yet made by the legislation.gov.uk editorial team to The Motor Vehicles (Designation of Approval Marks) Regulations 1979. Any changes that have already been made by the team appear in the content and are referenced with annotations. (See end of Document for details)

(1) Item number	(2) Community Instrument Diagram showing marking	(3) Motor vehicle part to which the marking relates	(4) Place where the marking is applied	(5) (a)Description (b)Official Journal reference	(6) Paragraphs in Schedule 5 relating to requirements or variations with respect to the marking	
		Rear-view mirror.	The rear-view mirror	Council Directive 71/127/EEC of 1st March 1971	O.J. L68, 22.3.71, p. 1 (S.E. 1971 (I), p. 136)	1, 2, 3 and 4
		Road transport recording equipment and the model record sheet.	The road transport recording equipment and the model record sheet	Council Regulation (EEC) No. 1463/70 of 20th July 1970	O.J. L164, 27.7.70, p.1	1 and 2
		Reflex reflector.	The reflex reflector	Council Directive 76/757/EEC of 27th July 1976	O.J. L262, 27.9.76, p. 32	1, 2, 3 and 4
		Front position (side) lamp.	The lamp	Council Directive 76/758/EEC of 27th July 1976	O.J. L262, 27.9.76, p. 54	1, 2 and 5

**Status:** Point in time view as at 30/08/1979. This version of this Instrument contains provisions that are prospective.

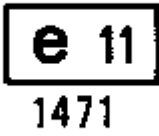
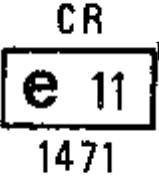
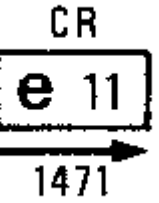

**Status:** This revised version has been created from an electronic version contributed by Westlaw which was originally derived from the printed publication. **Read more** (See end of Document for details)

**Changes to legislation:** There are outstanding changes not yet made by the legislation.gov.uk editorial team to The Motor Vehicles (Designation of Approval Marks) Regulations 1979. Any changes that have already been made by the team appear in the content and are referenced with annotations. (See end of Document for details)

(1) Item number	(2) Community Instrument Diagram showing marking	(3) Motor vehicle part to which the marking relates	(4) Place where the marking is applied	(5) (a)Description (b)Official Journal reference	(6) Paragraphs in Schedule 5 relating to requirements or variations with respect to the marking
		Rear position (side) lamp.	The lamp	Council Directive <a href="#">76/758/EEC</a> of 27th July 1976 O.J. L262, 27.9.76, p. 54	1, 2 and 6
		Stop lamp.	The lamp	Council Directive <a href="#">76/758/EEC</a> of 27th July 1976 O.J. L262, 27.9.76, p. 54	1 and 2
		Both rear position (side) lamp and stop lamp.	The lamps	Council Directive <a href="#">76/758/EEC</a> of 27th July 1976 O.J. L262, 27.9.76, p. 54	1, 2 and 5
		Direction indicator for motor vehicles (except motor cycles) and their trailers.	The direction indicator	Council Directive <a href="#">76/759/EEC</a> of 27th July 1976 O.J. L262, 27.9.76, p. 71	1, 2 and 7

**Status:** Point in time view as at 30/08/1979. This version of this Instrument contains provisions that are prospective.


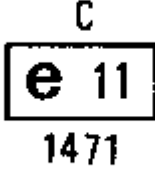
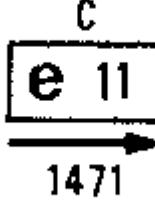
**Status:** This revised version has been created from an electronic version contributed by Westlaw which was originally derived from the printed publication. **Read more** (See end of Document for details) **Changes to legislation:** There are outstanding changes not yet made by the legislation.gov.uk editorial team to The Motor Vehicles (Designation of Approval Marks) Regulations 1979. Any changes that have already been made by the team appear in the content and are referenced with annotations. (See end of Document for details)

(1) Item number	(2) Community Instrument Diagram showing marking	(3) Motor vehicle part to which the marking relates	(4) Place where the marking is applied	(5) Description of Official Journal reference	(6) Paragraphs in Schedule 5 relating to requirements or variations with respect to the marking	
		Device for the illumination of rear registration plates of motor vehicles (except motor cycles) and their trailers.	The device	Council Directive 76/760/EEC of 27th July 1976	O.J. L262, 27.9.76, p. 85	1 and 2
		Headlamp emitting both a dipped beam and a main beam and designed for right-hand traffic only.	The headlamp	Council Directive 76/761/EEC of 27th July 1976	O.J. L262, 27.9.76, p. 96	1 and 2
		Headlamp emitting both a dipped beam and a main beam and designed for left-hand traffic only.	The headlamp	Council Directive 76/761/EEC of 27th July 1976	O.J. L262, 27.9.76, p. 96	1 and 2
		Headlamp emitting both a dipped beam and a main beam and designed for both left-hand traffic and right-hand traffic.	The headlamp	Council Directive 76/761/EEC of 27th July 1976	O.J. L262, 27.9.76, p. 96	1 and 2

**Status:** Point in time view as at 30/08/1979. This version of this Instrument contains provisions that are prospective.

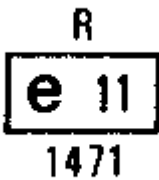
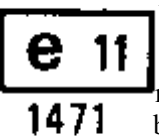
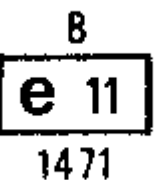
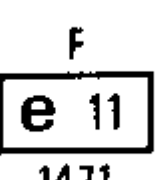
**Status:** This revised version has been created from an electronic version contributed by Westlaw which was originally derived from the printed publication. **Read more** (See end of Document for details)

**Changes to legislation:** There are outstanding changes not yet made by the legislation.gov.uk editorial team to The Motor Vehicles (Designation of Approval Marks) Regulations 1979. Any changes that have already been made by the team appear in the content and are referenced with annotations. (See end of Document for details)

(1) Item number	(2) Community Instrument Diagram showing marking	(3) Motor vehicle part to which the marking relates	(4) Place where the marking is applied	(5) Description of Official Journal reference	(6) Paragraphs in Schedule 5 relating to requirements or variations with respect to the marking	
		Headlamp emitting a dipped beam only and designed for both left-hand traffic and right-hand traffic.	The headlamp	Council Directive 76/761/EEC of 27th July 1976	O.J. L262, 27.9.76, p. 96	1 and 2
		Headlamp emitting a dipped beam only and designed for right-hand traffic only.	The headlamp	Council Directive 76/761/EEC of 27th July 1976	O.J. L262, 27.9.76, p. 96	1 and 2
		Headlamp emitting a dipped beam only and designed for left-hand traffic only.	The headlamp	Council Directive 76/761/EEC of 27th July 1976	O.J. L262, 27.9.76, p. 96	1 and 2

**Status:** Point in time view as at 30/08/1979. This version of this Instrument contains provisions that are prospective.

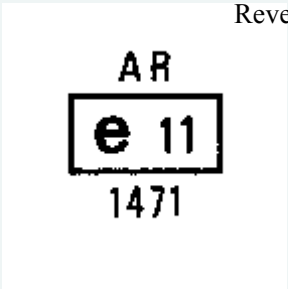
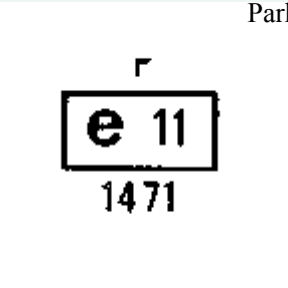
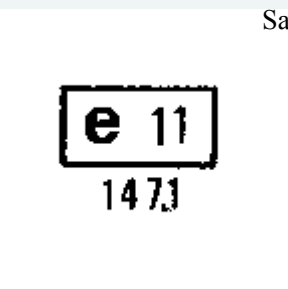
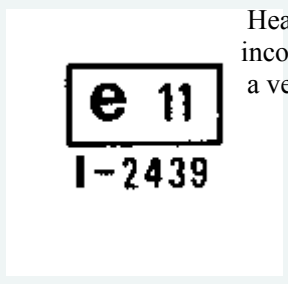
**Status:** This revised version has been created from an electronic version contributed by Westlaw which was originally derived from the printed publication. **Read more** (See end of Document for details) **Changes to legislation:** There are outstanding changes not yet made by the legislation.gov.uk editorial team to The Motor Vehicles (Designation of Approval Marks) Regulations 1979. Any changes that have already been made by the team appear in the content and are referenced with annotations. (See end of Document for details)

(1)	(2)	(3)	(4)	(5)	(6)	
Community Instrument	Diagram showing marking	Motor vehicle part to which the marking relates	Place where the marking is applied	Description of Official Journal reference	Paragraphs in Schedule 5 relating to requirements or variations with respect to the marking	
		Headlamp emitting a main beam only.	The headlamp	Council Directive 76/761/EEC of 27th July 1976	O.J. L262, 27.9.76, p. 96	1 and 2
		Filament lamp for a headlamp emitting either a dipped beam only, or a main beam only, or both a dipped beam and a main beam.	The filament lamp	Council Directive 76/761/EEC of 27th July 1976	O.J. L262, 27.9.76, p. 96	1 and 2
		Front fog lamp.	The lamp	Council Directive 76/762/EEC of 27th July 1976	O.J. L262, 27.9.76, p. 96	1 and 2
		Rear fog lamp.	The lamp	Council Directive 76/538/EEC of 28th June 1977	O.J. L220, 29.8.77, p. 60	1, 8 and 9(1)

**Status:** Point in time view as at 30/08/1979. This version of this Instrument contains provisions that are prospective.

**Status:** This revised version has been created from an electronic version contributed by Westlaw which was originally derived from the printed publication. **Read more** (See end of Document for details)

**Changes to legislation:** There are outstanding changes not yet made by the legislation.gov.uk editorial team to The Motor Vehicles (Designation of Approval Marks) Regulations 1979. Any changes that have already been made by the team appear in the content and are referenced with annotations. (See end of Document for details)

(1) Item number	(2) Community Instrument Diagram showing marking	(3) Motor vehicle part to which the marking relates	(4) Place where the marking is applied	(5) (a) Description of Official Journal reference	(6) Paragraphs in Schedule 5 relating to requirements or variations with respect to the marking	
		Reversing lamp.	The lamp	Council Directive <a href="#">77/539/EEC</a> of 28th June 1977	O.J. L220, 29.8.77, p. 72	1, 8 and 9(2)
		Parking lamp.	The lamp	Council Directive <a href="#">77/540/EEC</a> of 28th June 1977	O.J. L220, 29.8.77, p. 83	1, 8 and 9(3)
		Safety belt.	The belt	Council Directive <a href="#">77/541/EEC</a> of 28th June 1977	O.J. L220, 29.8.77, p. 95	1, 2 and 10
		Head restraint incorporated in a vehicle seat.	The head restraint	Council Directive <a href="#">78/932/EEC</a> of 16th October 1978	O.J. L325, 20.11.78, p. 1	1 and 8

**Status:** Point in time view as at 30/08/1979. This version of this Instrument contains provisions that are prospective.

**Status:** This revised version has been created from an electronic version contributed by Westlaw which was originally derived from the printed publication. **Read more** (See end of Document for details) **Changes to legislation:** There are outstanding changes not yet made by the legislation.gov.uk editorial team to The Motor Vehicles (Designation of Approval Marks) Regulations 1979. Any changes that have already been made by the team appear in the content and are referenced with annotations. (See end of Document for details)

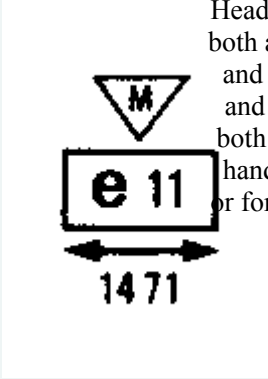
(1)	(2)	(3)	(4)	(5)	(6)	
Item number	Community Instrument Diagram showing marking	Motor vehicle part to which the marking relates	Place where the marking is applied	Description of Official Journal reference	Paragraphs in Schedule 5 relating to requirements or variations with respect to the marking	
		Head restraint not incorporated in a vehicle seat.	The head restraint	Council Directive 78/932/EEC of 16th October 1978	O.J. L325, 20.11.78 p. 1	1 and 8
		Headlamp emitting both a dipped beam and a main beam and designed for right-hand agricultural or forestry tractors.	The headlamp	Council Directive 79/532/EEC of 17th May 1979	O.J. L145, 13.6.79, p. 16	1 and 2
		Headlamp emitting both a dipped beam and a main beam and designed for left-hand agricultural or forestry tractors.	The headlamp	Council Directive 79/532/EEC of 17th May 1979	O.J. L145, 13.6.79, p. 16	1 and 2



**Status:** Point in time view as at 30/08/1979. This version of this Instrument contains provisions that are prospective.

**Status:** This revised version has been created from an electronic version contributed by Westlaw which was originally derived from the printed publication. **Read more** (See end of Document for details)

**Changes to legislation:** There are outstanding changes not yet made by the legislation.gov.uk editorial team to The Motor Vehicles (Designation of Approval Marks) Regulations 1979. Any changes that have already been made by the team appear in the content and are referenced with annotations. (See end of Document for details)

(1) Item number	(2) Community Instrument Diagram showing marking	(3) Motor vehicle part to which the marking relates	(4) Place where the marking is applied	(5) (a) Description of Official Journal reference	(6) Paragraphs in Schedule 5 relating to requirements or variations with respect to the marking	
		Headlamp emitting both a dipped beam and a main beam and designed for both left or right-hand agricultural or forestry tractors.	The headlamp	Council Directive 79/532/EEC of 17th May 1979	O.J. L145, 13.6.79, p. 16	1 and 2

## SCHEDULE 5

### APPROVAL MARKS REQUIRED BY COMMUNITY INSTRUMENTS—REQUIREMENTS AND VARIATIONS

1. The number shown inside the rectangle in the markings in column (2) of Schedule 4 will be varied, where appropriate, so as to be the number assigned by the relevant Community Instrument to the country which has granted the approval.

#### Commencement Information

I21 Sch. 5 para. 1 in force at 1.10.1979, see [reg. 1](#)

2. The number shown outside and below the rectangle in any of the said markings will be varied, where appropriate, so as to be the number of the approval document issued for the motor vehicle part concerned.

#### Commencement Information

I22 Sch. 5 para. 2 in force at 1.10.1979, see [reg. 1](#)

3. The Roman numeral shown outside and immediately above the rectangle in the marking relating to item No. 2 in Schedule 4 will be varied, where appropriate, to be the Roman numeral signifying the class of the motor vehicle part concerned.

*Status: Point in time view as at 30/08/1979. This version of this Instrument contains provisions that are prospective.*

*Status: This revised version has been created from an electronic version contributed by Westlaw which was originally derived from the printed publication. **Read more** (See end of Document for details) **Changes to legislation:** There are outstanding changes not yet made by the legislation.gov.uk editorial team to The Motor Vehicles (Designation of Approval Marks) Regulations 1979. Any changes that have already been made by the team appear in the content and are referenced with annotations. (See end of Document for details)*

**Commencement Information**

**I23** Sch. 5 para. 3 in force at 1.10.1979, see [reg. 1](#)

4. The number mentioned in paragraph 2 above and the Roman numeral mentioned in paragraph 3 above may be placed in any position in relation to the rectangle in the said marking so long as they are diametrically opposite to each other.

**Commencement Information**

**I24** Sch. 5 para. 4 in force at 1.10.1979, see [reg. 1](#)

5. The arrow shown outside and immediately below the rectangle in the markings relating to item Nos. 5 and 8 in Schedule 4 indicate the side on which the photometric specifications are satisfied up to an angle of 80°H on front position (side) lamps or rear position (side) lamps whose geometric angles of visibility are asymmetrical in relation to the reference axis in a horizontal direction. The absence of an arrow means that, both left and right, the photometric specifications are satisfied up to an angle of 80°H on such lamps.

**Commencement Information**

**I25** Sch. 5 para. 5 in force at 1.10.1979, see [reg. 1](#)

6. The absence of an arrow immediately below the rectangle in the marking relating to item No. 6 in Schedule 4 indicates that, both left and right, the photometric specifications are satisfied up to an angle of 80°H on rear position (side) lamps whose geometric angles of visibility are asymmetrical in relation to the reference axis in a horizontal direction. In cases where such lamps satisfy the said specifications up to an angle of 80°H only to the left or only to the right an arrow indicating the side to which the said specifications are so satisfied shall be added immediately below the rectangle in the said marking.

**Commencement Information**

**I26** Sch. 5 para. 6 in force at 1.10.1979, see [reg. 1](#)

7. The number shown outside and immediately above the rectangle in the marking relating to item 9 in Schedule 4 will be varied, where appropriate, to be the number 1 or 2 where the direction indicator to which the marking relates belongs to category 1 or category 2, as the case may be, specified in the Community Instrument referred to in column (5) in relation to that item. The arrow shown outside and immediately below the said rectangle indicates in what position such of the direction indicators to which the said marking relates as can be mounted on one side of the vehicle shall be placed. The arrow shall be directed outwards from the vehicle in the case of a direction indicator in category 1 or category 2 specified in the said Community Instrument, and towards the front of the vehicle in the case of a direction indicator in category 5 specified in the said Community Instrument.

**Commencement Information**

**I27** Sch. 5 para. 7 in force at 1.10.1979, see [reg. 1](#)

**Status:** Point in time view as at 30/08/1979. This version of this Instrument contains provisions that are prospective.

**Status:** This revised version has been created from an electronic version contributed by Westlaw which was originally derived from the printed publication. **Read more** (See end of Document for details) **Changes to legislation:** There are outstanding changes not yet made by the legislation.gov.uk editorial team to The Motor Vehicles (Designation of Approval Marks) Regulations 1979. Any changes that have already been made by the team appear in the content and are referenced with annotations. (See end of Document for details)

8. The number shown in the marking relating to items 20, 21, 24 and 25 in Schedule 4 below the rectangle surrounding the letter “e” shall be varied so as to be the type approval number relating to the motor vehicle part specified in column (3) of the said items, and that number may be placed in any convenient position near the said rectangle.

**Commencement Information**

**I28** Sch. 5 para. 8 in force at 1.10.1979, see [reg. 1](#)

9.—(1) The marking relating to item 20 in Schedule 4 shall be affixed to the motor vehicle part specified in column (3) of the said item in such a way as to be indelible and clearly legible even when the said part is fitted to the vehicle.

(2) The marking relating to item 21 in Schedule 4 shall be affixed to the motor vehicle part specified in column (3) of the said item in such a way as to be indelible and clearly legible even when the said part is fitted to the vehicle.

(3) The marking relating to item 22 in Schedule 4 shall be affixed to the motor vehicle part specified in column (3) of the said item in such a way as to be indelible and clearly legible even when the said part is fitted to the vehicle.

**Commencement Information**

**I29** Sch. 5 para. 9 in force at 1.10.1979, see [reg. 1](#)

10.—(1) In the marking relating to item 23 in Schedule 4 there shall be added above the rectangle:—

- (a) the letter “A” in the case of a three-point belt,
- (b) the letter “B” in the case of a lap belt, and
- (c) the letter “S” in the case of a safety belt which is neither a three-point belt nor a lap belt.

(2) The letters referred to in sub-paragraph (1) above shall be preceded by the letter “Z” when the safety belt is part of a restraint system.

(3) The letters referred to in sub-paragraph (1) above shall be supplemented by:—

- (a) in the case of a safety belt fitted with an energy absorber, the letter “e”; and
- (b) in the case of a safety belt fitted with a retractor, the letter “r” followed by:—
  - (i) the figure “1” if the retractor is a non-locking retractor, or
  - (ii) the figure “2” if the retractor is a manually unlocking retractor, or
  - (iii) the figure “3” if the retractor is an automatically locking retractor, or
  - (iv) the figure “4” if the retractor is an emergency locking retractor, and
  - (v) the letter “m” if the retractor is an emergency locking retractor with multiple sensitivity.

**Commencement Information**

**I30** Sch. 5 para. 10 in force at 1.10.1979, see [reg. 1](#)

**Status:** Point in time view as at 30/08/1979. This version of this Instrument contains provisions that are prospective.

**Status:** This revised version has been created from an electronic version contributed by Westlaw which was originally derived from the printed publication. **Read more** (See end of Document for details) **Changes to legislation:** There are outstanding changes not yet made by the legislation.gov.uk editorial team to The Motor Vehicles (Designation of Approval Marks) Regulations 1979. Any changes that have already been made by the team appear in the content and are referenced with annotations. (See end of Document for details)

PROSPECTIVE

## EXPLANATORY NOTE

1. Section 63(1) of the Road Traffic Act 1972, as amended by the Designation of Approval Marks (European Communities) Regulations 1973, enacts that where any international agreement to which the United Kingdom is a party, or a Community obligation, provides—

- (a) for markings to be applied:
  - (i) to motor vehicle parts of any description to indicate conformity with a type approved by any country; or
  - (ii) to a motor vehicle to indicate that the vehicle is fitted with motor vehicle parts of any description and either that the parts conform with a type approved by any country or that the vehicle is such that as so fitted it conforms with a type so approved; and
- (b) for motor vehicle parts or, as the case may be, motor vehicles, bearing those markings to be recognised as complying with the requirements imposed by the law of another country,

the Secretary of State may by regulations designate the markings as approval marks, and any markings so designated shall be deemed for the purposes of the Trade Descriptions Act 1968 (c. 29) to be a trade description, whether or not the markings fall within the definition of that expression in section 2 of that Act. This power is now vested in the Minister of Transport.

2. These Regulations revoke and, with amendments, re-enact the Motor Vehicles (Designation of Approval Marks) Regulations 1976 and the amending Regulations listed in Schedule 1. The chief amendments—

- (1) provide (in paragraph (3) of Regulation 5) for a marking which includes the common features and numbers of two or more Community Instruments at least one of which provides for the application of a common mark where the United Kingdom has approved the use of such mark (this provision has rendered superfluous paragraph 10 of Schedule 5 to the Regulations of 1976 as amended by the Motor Vehicles (Designation of Approval Marks) Regulations 1978 with the result that that paragraph is not re-enacted);
- (2) add to the markings which are designated as approval marks—
  - (a) three markings relating to special headlamps for agricultural or forestry tractors (items 1G, 1H and 1I in Schedule 2),
  - (b) a marking relating to a filament lamp for a headlamp (item 2A in Schedule 2),
  - (c) three markings relating to special sealed beam headlamps for agricultural or forestry tractors (items 5G, 5H and 5I in Schedule 2),
  - (d) three markings relating to headlamps (items 8H, 8J and 8L in Schedule 2),
  - (e) two markings relating to a vehicle approved in respect of its brakes (items 13 and 13A in Schedule 2),
  - (f) a marking relating to reversing lamps (item 23A in Schedule 2),
  - (g) a marking relating to a vehicle approved in respect of the prevention of fire risks (item 34A in Schedule 2),

**Status:** Point in time view as at 30/08/1979. This version of this Instrument contains provisions that are prospective.

**Status:** This revised version has been created from an electronic version contributed by Westlaw which was originally derived from the printed publication. **Read more** (See end of Document for details) **Changes to legislation:** There are outstanding changes not yet made by the legislation.gov.uk editorial team to The Motor Vehicles (Designation of Approval Marks) Regulations 1979. Any changes that have already been made by the team appear in the content and are referenced with annotations. (See end of Document for details)

- (h) two markings relating to head restraints (items 24 and 25 in Schedule 4), and
  - (i) three markings relating to headlamps for agricultural or forestry tractors (items 26, 27 and 28 in Schedule 4); and
- (3) permit a variation in relation to the marking designated as an approval mark and shown at item 23A in Schedule 2 (paragraph 13 of Schedule 3).

3. Copies of the EEC Regulations referred to in these Regulations may be obtained from Her Majesty's Stationery Office.

**Status:**

Point in time view as at 30/08/1979. This version of this Instrument contains provisions that are prospective.

**Status:**

This revised version has been created from an electronic version contributed by Westlaw which was originally derived from the printed publication.

**Read more****Changes to legislation:**

There are outstanding changes not yet made by the legislation.gov.uk editorial team to The Motor Vehicles (Designation of Approval Marks) Regulations 1979. Any changes that have already been made by the team appear in the content and are referenced with annotations.