

## SCHEDULE 1

Regulation 21

Obligatory lamps, reflectors, rear markings and devices

**TABLE I****Motor vehicle having three or more wheels not being a vehicle to which any other Table in this Schedule applies**

(1) <i>Type of lamp, reflector, rear marking or device</i>	(2) <i>Schedule in which relevant installation and performance requirements are specified</i>	(3) <i>Exceptions</i>
Front position lamp	Schedule 2: Part I	None.
Dim-dip device or running lamp	Schedule 3: Part I	<p>A vehicle having a maximum speed not exceeding 40 mph;</p> <p>A vehicle first used before 24th January 1996;</p> <p>A home forces' vehicle;</p> <p>A vehicle in respect of which the following conditions are satisfied—</p> <p>(a) there is fitted to the vehicle all the lighting and light-signalling devices listed in items 1.5.7 to 1.5.20 of Annex I of Community Directive 76/756/EEC, as last amended by Directive 89/278/EEC or Community Directive 76/756/EEC as last amended by Directive 91/663/EEC, which are required to be fitted under that Annex; and</p> <p>(b) all those devices are so installed that they comply with the requirements set out in items 3 and 4 of that Annex including, in particular, item</p>

**Status:** This is the original version (as it was originally made). This item of legislation is currently only available in its original format.

(1) <i>Type of lamp, reflector, rear marking or device</i>	(2) <i>Schedule in which relevant installation and performance requirements are specified</i>	(3) <i>Exceptions</i>
Dipped-beam headlamp	Schedule 4: Part I	4.2.6 (Alignment of dipped-beam headlamps). A vehicle having a maximum speed not exceeding 15 mph; A vehicle first used before 24th January 1996 being an agricultural vehicle or a works truck; A vehicle first used before 1st January 1931.
Main-beam headlamp	Schedule 5: Part I	A vehicle having a maximum speed not exceeding 25 mph; A vehicle first used before 24th January 1996 being an agricultural vehicle or a works truck; A vehicle first used before 1st January 1931.
Direction indicator	Schedule 7: Part I	An invalid carriage having a maximum speed not exceeding 4 mph and any other vehicle having a maximum speed not exceeding 15 mph; An agricultural vehicle having an unladen weight not exceeding 255 kg; A vehicle first used before 24th January 1996 being an agricultural vehicle, an industrial tractor or a works truck; A vehicle first used before 1st January 1936.
Hazard warning signal device	Schedule 8: Part I	A vehicle not required to be fitted with direction indicators; A vehicle first used before 24th January 1996.
Side marker lamp	Schedule 9: Part I	A vehicle having a maximum speed not exceeding 25 mph;

**Status:** This is the original version (as it was originally made). This item of legislation is currently only available in its original format.

(1) <i>Type of lamp, reflector, rear marking or device</i>	(2) <i>Schedule in which relevant installation and performance requirements are specified</i>	(3) <i>Exceptions</i>
Rear position lamp	Schedule 10: Part I	None.

A passenger vehicle;  
 An incomplete vehicle proceeding to a works for completion or to a place where it is to be stored or displayed for sale;  
 A vehicle the overall length of which does not exceed 6 m;  
 A vehicle first used before 1st January 1997;  
 A vehicle in respect of which the following conditions are satisfied—

(a) there is fitted to the vehicle all the lighting and light-signalling devices listed in items 1.5.7 to 1.5.20 of Annex I of Community Directive 76/756/EEC, as last amended by Directive 89/278/EEC or Community Directive 76/756/EEC as last amended by Directive 91/663/EEC, which are required to be fitted under that Annex; and

(b) all those devices are so installed that they comply with the requirements set out in items 3 and 4 of that Annex including, in particular, item 4.2.6 (Alignment of dipped-beam headlamps).

**Status:** This is the original version (as it was originally made). This item of legislation is currently only available in its original format.

(1) <i>Type of lamp, reflector, rear marking or device</i>	(2) <i>Schedule in which relevant installation and performance requirements are specified</i>	(3) <i>Exceptions</i>
Rear fog lamp	Schedule 11: Part I	A vehicle having a maximum speed not exceeding 25 mph; A vehicle first used before 24th January 1996 being an agricultural vehicle or a works truck; A vehicle manufactured before 1st May 1980 and first used before 1st November 1980; A vehicle having an overall width which does not exceed 1300 mm.
Stop lamp	Schedule 12: Part I	A vehicle having a maximum speed not exceeding 25 mph; A vehicle first used before 24th January 1996 being an agricultural vehicle or a works truck; A vehicle first used before 1st January 1936.
End-outline marker lamp	Schedule 13: Part I	A vehicle having a maximum speed not exceeding 25 mph; A motor vehicle having an overall width not exceeding 2100 mm; An incomplete vehicle proceeding to a works for completion or to a place where it is to be stored or displayed for sale; A motor vehicle first used before 24th January 1996 .
Rear registration plate lamp	Schedule 15	A vehicle not required to be fitted with a rear registration plate; A works truck.
Side retro reflector	Schedule 17: Part I	A vehicle having a maximum speed not exceeding 25 mph; A goods vehicle—

**Status:** This is the original version (as it was originally made). This item of legislation is currently only available in its original format.

(1) <i>Type of lamp, reflector, rear marking or device</i>	(2) <i>Schedule in which relevant installation and performance requirements are specified</i>	(3) <i>Exceptions</i>
Rear retro reflector	Schedule 18: Part I	None
Rear marking	Schedule 19: Part I	<p>(a) first used on or after 24th January 1996, the overall length of which does not exceed 6 m; or</p> <p>(b) first used before 24th January 1996, the overall length of which does not exceed 8 m;</p> <p>A passenger vehicle;            An incomplete vehicle proceeding to a works for completion or to a place where it is to be stored or displayed for sale;            A vehicle primarily constructed for moving excavated material and being used by virtue of an order under Article 60 of the 1995 Order;            A mobile crane or engineering plant.</p> <p>A vehicle having a maximum speed not exceeding 25 mph;            A vehicle first used before 1st October 1983, the unladen weight of which does not exceed 3050 kg;            A vehicle the maximum gross weight of which does not exceed 7500 kg;            A passenger vehicle not being an articulated bus;            A tractive unit for an articulated vehicle;            An incomplete vehicle proceeding to a works for completion or to a place where it is to be stored or displayed for sale;            A vehicle first used before 1st April 1986</p>

**Status:** This is the original version (as it was originally made). This item of legislation is currently only available in its original format.

(1) <i>Type of lamp, reflector, rear marking or device</i>	(2) <i>Schedule in which relevant installation and performance requirements are specified</i>	(3) <i>Exceptions</i>
		being an agricultural vehicle, a works truck or engineering plant; A vehicle first used before 1st January 1940; A home forces' vehicle; A vehicle constructed or adapted for— (a) fire fighting or fire salvage; (b) servicing or controlling aircraft; (c) heating and dispensing tar or other material for the construction or maintenance of roads; or (d) transporting two or more vehicles or vehicle bodies or two or more boats.

**TABLE II**

**Solo motor bicycle and motor bicycle combination**

(1) <i>Type of lamp, or reflector</i>	(2) <i>Schedule in which relevant installation and performance requirements are specified</i>	(3) <i>Exceptions</i>
Front position lamp	Schedule 2: Part I	A solo motor bicycle fitted with a headlamp.
Dipped-beam headlamp.	Schedule 4: Part I	A vehicle first registered before 1st January 1931.
Main-beam headlamp	Schedule 5: Part I	A vehicle having a maximum speed not exceeding 25 mph; A vehicle first used before 1st January 1972 and having an engine with a capacity of less than 50 cc; A vehicle first registered before 1st January 1931.

**Status:** This is the original version (as it was originally made). This item of legislation is currently only available in its original format.

(1) <i>Type of lamp, or reflector</i>	(2) <i>Schedule in which relevant installation and performance requirements are specified</i>	(3) <i>Exceptions</i>
Direction indicator	Schedule 7: Part I	A vehicle having a maximum speed not exceeding 25 mph; A vehicle first used before 24th January 1996; A vehicle which is constructed or adapted primarily for use off roads (whether by reason of its tyres, suspension, ground clearance or otherwise) and which can carry only one person or which, in the case of a motor bicycle combination, can carry only the rider and one passenger in the sidecar.
Rear position lamp	Schedule 10: Part I	None.
Stop lamp	Schedule 12: Part I	A vehicle having a maximum speed not exceeding 25 mph; A vehicle first used before 24th January 1996 and having an engine with a capacity of less than 50 cc; A vehicle first used before 1st January 1936.
Rear registration plate lamp	Schedule 15	A vehicle not required to be fitted with a rear registration plate.
Rear retro reflector	Schedule 18: Part I	None.

**TABLE III**

**Cycle**

(1) <i>Type of lamp or reflector</i>	(2) <i>Schedule in which relevant installation and performance requirements are specified</i>	(3) <i>Exceptions</i>
Front position lamp	Schedule 2: Part I	None.
Rear position lamp	Schedule 10: Part I	None.

**Status:** This is the original version (as it was originally made). This item of legislation is currently only available in its original format.

(1) <i>Type of lamp or reflector</i>	(2) <i>Schedule in which relevant installation and performance requirements are specified</i>	(3) <i>Exceptions</i>
Rear retro reflector	Schedule 18: Part I	None.
Pedal retro reflector	Schedule 20: Part I	A cycle manufactured before 24th January 1996.

**TABLE IV**

**Pedestrian-controlled vehicle, horse-drawn vehicle and track-laying vehicle**

(1) <i>Type of lamp or reflector</i>	(2) <i>Schedule in which relevant installation and performance requirements are specified</i>	(3) <i>Exceptions</i>
Front position lamp	Schedule 2: Part I	None.
Rear position lamp	Schedule 10: Part I	None.
Rear retro reflector	Schedule 18: Part I	None.

**TABLE V**

**Vehicle drawn or propelled by hand**

(1) <i>Type of lamp or reflector</i>	(2) <i>Schedule in which relevant installation and performance requirements are specified</i>	(3) <i>Exceptions</i>
Front position lamp	Schedule 2: Part I	None.
Rear position lamp	Schedule 10: Part I	A vehicle fitted with a rear retro reflector.
Rear retro reflector	Schedule 18: Part I	A vehicle fitted with a rear position lamp.

**TABLE VI**

**Trailer drawn by a motor vehicle**

(1) <i>Type of lamp, reflector or rear marking</i>	(2) <i>Schedule in which relevant installation and performance requirements are specified</i>	(3) <i>Exceptions</i>
Front position lamp	Schedule 2: Part I	A trailer with an overall width not exceeding 1600 mm; A trailer manufactured before 24th January 1996 the overall length of



**Status:** This is the original version (as it was originally made). This item of legislation is currently only available in its original format.

(1) <i>Type of lamp, reflector or rear marking</i>	(2) <i>Schedule in which relevant installation and performance requirements are specified</i>	(3) <i>Exceptions</i>
Direction indicator	Schedule 7: Part I September 1965;	<p>which, excluding any drawbar and any fitting for its attachment, does not exceed 2300 mm;                      A trailer constructed or adapted for the carriage and launching of a boat.</p> <p>A trailer manufactured before 1st                      An agricultural vehicle or a works trailer in either case manufactured before 24th January 1996 .</p>
Side marker lamp	Schedule 9: Part I	<p>A trailer the overall length of which, excluding any drawbar and any fitting for its attachment, does not exceed—</p> <p>(a) 6 m,                      (b) 9.15 m in the case of a trailer manufactured before 24th January 1996;</p> <p>An incomplete trailer proceeding to a works for completion or to a place where it is to be stored or displayed for sale;                      An agricultural vehicle or a works trailer;                      A caravan;                      A trailer constructed or adapted for the carriage and launching of a boat;                      A trailer in respect of which the following conditions are satisfied—</p> <p>(a) there is fitted to the trailer all the lighting and lighting-signalling devices listed in items 1.5.7 to 1.5.20 of Annex I of Community Directive 76/756/</p>

**Status:** This is the original version (as it was originally made). This item of legislation is currently only available in its original format.

(1) <i>Type of lamp, reflector or rear marking</i>	(2) <i>Schedule in which relevant installation and performance requirements are specified</i>	(3) <i>Exceptions</i>
		<p>EEC, as last amended by Directive 89/278/EEC or Community Directive 76/756/EEC as last amended by Directive 91/663/EEC, which are required to be fitted under that Annex; and</p> <p>(b) all those devices are so installed and maintained that they comply with the requirements set out in items 3 and 4 of that Annex.</p>
Rear position lamp	Schedule 10: Part I	None.
Rear fog lamp	Schedule 11: Part I	<p>A trailer manufactured before 1st May 1980;</p> <p>A trailer the overall width of which does not exceed 1300 mm;</p> <p>An agricultural vehicle or a works trailer.</p>
Stop lamp	Schedule 12: Part I	An agricultural vehicle or a works trailer.
End-outline marker lamp	Schedule 13: Part I	<p>A trailer having an overall width not exceeding 2100 mm;</p> <p>An incomplete trailer proceeding to a works for completion or to a place where it is to be stored or displayed for sale;</p> <p>An agricultural vehicle or a works trailer;</p> <p>A trailer manufactured before 24th January 1996.</p>
Rear registration plate lamp	Schedule 15	A trailer not required to be fitted with a rear registration plate.

**Status:** This is the original version (as it was originally made). This item of legislation is currently only available in its original format.

(1) <i>Type of lamp, reflector or rear marking</i>	(2) <i>Schedule in which relevant installation and performance requirements are specified</i>	(3) <i>Exceptions</i>
Side retro reflector	Schedule 17: Part I excluding any drawbar, does not exceed 5 m;	A trailer the overall length of which, An incomplete trailer proceeding to a works for completion or to a place where it is to be stored or displayed for sale; Engineering plant; A trailer primarily constructed for moving excavated material and which is being used by virtue of an Order under Article 60 of the 1995 Order.
Front retro reflector	Schedule 21: Part I January 1996;	A trailer manufactured before 24th An agricultural vehicle or a works trailer.
Rear retro reflector	Schedule 18: Part I	None.
Rear marking	Schedule 19: Part I	A trailer first used before 1st July 1983, the unladen weight of which does not exceed 1020 kg; A trailer the maximum gross weight of which does not exceed 3500 kg; An incomplete trailer proceeding to a works for completion or to a place where it is to be stored or displayed for sale; An agricultural vehicle, a works trailer or engineering plant; A trailer drawn by a bus; A home forces' vehicle; A trailer constructed or adapted for— (a) fire fighting or salvage; (b) servicing or controlling aircraft; (c) heating and dispensing tar or other material for the construction

**Status:** This is the original version (as it was originally made). This item of legislation is currently only available in its original format.

(1) <i>Type of lamp, reflector or rear marking</i>	(2) <i>Schedule in which relevant installation and performance requirements are specified</i>	(3) <i>Exceptions</i>
		or maintenance of roads; (d) carrying asphalt or macadam, in each case being mixing or drying plant; (e) transporting two or more vehicles or vehicle bodies or two or more boats; (f) a works trailer; or (g) a trailer drawn by a public service vehicle.

**TABLE VII**

**Trailer drawn by a cycle**

(1) <i>Type of lamp, reflector or rear marking</i>	(2) <i>Schedule in which relevant installation and performance requirements are specified</i>	(3) <i>Exceptions</i>
Rear position lamp	Schedule 10: Part I	None.
Rear retro reflector	Schedule 18: Part I	None.

SCHEDULE 2

Regulations 21 and 23

**Part I**

**Requirements relating to Obligatory Front Position Lamps and to Optional Front Position Lamps to the Extent Specified in Part II**

1. Number—

- (a) Any vehicle not covered by sub-paragraph (b), (c), (d), (e) or (f): Two
- (b) A cycle with less than four wheels and without a sidecar: One
- (c) A solo motor bicycle: One
- (d) A motor bicycle combination with a headlamp on the motor bicycle: One, on the sidecar

- (e) An invalid carriage: One
- (f) A vehicle drawn or propelled by hand: One
2. Position—
- (a) Longitudinal: No requirement
- (b) Lateral—
- (i) (i) Where two front position lamps are required to be fitted—
- (A) Maximum distance from the side of the vehicle—
- (1) A motor vehicle first used on or after 24th January 1996: 400 mm
- (2) A trailer manufactured on or after 24th January 1996: 150 mm
- (3) Any other vehicle manufactured on or after 24th January 1996: 400 mm
- (4) A motor vehicle first used before 24th January 1996 and any other vehicle manufactured before 24th January 1996: 300 mm
- (B) Minimum separation distance between front position lamps: No requirement
- (ii) (ii) Where one front position lamp is required to be fitted—
- (A) A sidecar forming part of a motor bicycle combination: On the centre-line of the side- car or on the side of the side- car furthest from the motor bicycle
- (B) Any other vehicle: On the centre-line or offside of the vehicle
- (c) Vertical—
- (i) (i) Maximum height above the ground—
- (A) Any vehicle not covered by sub-head (B) or (C): 1500 mm or, if the structure of the vehicle makes this impractical, 2100 mm
- (B) A motor vehicle, first used on or after 24th January 1996, having a maximum speed not exceeding 25 mph: 2100 mm
- (C) A bus and a road clearance vehicle: No requirement
- (ii) (ii) Minimum height above the ground: No requirement
3. Angles of visibility—
- (a) A motor vehicle (not being a motor bicycle combination or an agricultural vehicle) first used on or after 24th January 1996 and a

*Status: This is the original version (as it was originally made). This item of legislation is currently only available in its original format.*

trailer manufactured on or after 24th January 1996 —

(i) (i) Horizontal—

- (A) Where one lamp is required to be fitted: 80° to the left and to the right  
 (B) Where two lamps are required to be fitted: 80° outwards and 45° inwards (5° inwards in the case of a trailer)

(ii) (ii) Vertical—

- (A) Any case not covered by sub-head (B): 15° above and below the horizontal  
 (B) Where the highest part of the illuminated area of the lamp is less than 750 mm above the ground: 15° above and 5° below the horizontal

(b) Any other vehicle: Visible to the front

4. Alignment: To the front

5. Markings (see also regulation 2(5))—

(a) A motor vehicle (other than a solo motor bicycle or a motor bicycle combination) first used on or after 24th January 1996 and a trailer manufactured on or after 24th January 1996: An approval mark

(b) A solo motor bicycle and a motor bicycle combination in either case first used on or after 24th January 1996: An approval mark

(c) Any other vehicle manufactured on or after 24th January 1996: An approval mark or the British Standard mark which is specified in sub-paragraph (b) of the definition of “British Standard Mark” in paragraph 13.

(d) Any other vehicle: No requirement

6. Size of illuminated area: No requirement

7. Colour: White or, if incorporated in a headlamp which is capable of emitting only a yellow light, yellow.

8. Wattage: No requirement

9. Intensity—

(a) A front position lamp bearing any of the markings mentioned in paragraph 5: No requirement

(b) Any other front position lamp: Visible from a reasonable distance

10. Electrical connections: No individual requirement

11. Tell-tale: No requirement

12. Other requirements—

- (a) except in the case of a vehicle covered by sub-paragraph (b), where two front position lamps are required to be fitted they shall form a pair, and

- (b) in the case of a trailer manufactured before 24th January 1996 and a motor bicycle combination, where two front position lamps are required to be fitted they shall be fitted on each side of the longitudinal axis of the vehicle.

13. Definitions—

In this Schedule—

“approval mark” means—

- (a) in relation to a solo motor bicycle or a motor bicycle combination, a marking designated as an approval mark by regulation 4 of the Designation of Approval Marks Regulations and shown at item 50A of Schedule 2 to those Regulations, and
- (b) in relation to any other vehicle, either—
  - (i) a marking designated as an approval mark by regulation 5 of the Designation of Approval Marks Regulations and shown at item 5 of Schedule 4 to those Regulations, or
  - (ii) a marking designated as an approval mark by regulation 4 of the Designation of Approval Marks Regulations and shown at item 7 of Schedule 2 to those Regulations;

“British Standard mark” means—

- (a) the mark indicated in the specification for photometric and physical requirements for lighting equipment published by the British Standards Institution under the reference BS 6102: Part 3: 1986 namely “6102/3”; or
- (b) the mark indicated in the specification for photometric and physical requirements for lighting equipment published by the British Standards Institution under the reference BS 6102: Part 3: 1986 as amended by AMD 5821 published on the 29th April 1988, namely “6102/3”.

## Part II

### Requirements Relating to Optional Front Position Lamps

1. In the case of a solo motor bicycle first used on or after 24th January 1996 which is not fitted with any obligatory front position lamp, not more than two may be fitted which must comply with the requirement specified in paragraph 7 of Part I. Where two are fitted these shall be situated as close together as possible.

2. In the case of a solo motor bicycle first used on or after 24th January 1996 which is fitted with one obligatory front position lamp, not more than one additional lamp may be fitted which must comply with the requirement specified in paragraph 7 of Part I and shall be situated as close as possible to the obligatory front position lamp.

3. In the case of any other vehicle the only requirement prescribed by these Regulations in respect of any which are fitted is that in paragraph 7 of Part I.

## SCHEDULE 3

Regulations 21 and 23

## Part I

## Requirements Relating to Obligatory Dim-Dip Devices and Running Lamps

1. A dim-dip device fitted to satisfy regulation 21 shall cause light to be emitted from the dipped-beam filament of each obligatory dipped-beam headlamp, each such light having, so far as is practicable, an intensity of between 10 and 20 per cent. of the intensity of the normal dipped beam.
2. Running lamps fitted to satisfy regulation 21 shall be in the form of a matched pair of front lamps each of which—
  - (a) is fitted in a position in which an obligatory front position lamp may lawfully be fitted, and
  - (b) is capable of emitting white light to the front having an intensity of not less than 200 candelas, measured from directly in front of the centre of the lamp in a direction parallel to the longitudinal axis of the vehicle, and of not more than 800 candelas in any direction.
3. The electrical connections to the obligatory dim-dip device shall be such that the light output specified in paragraph 1 is automatically emitted whenever the following four conditions are satisfied, namely—
  - (a) the engine is running, or the key or devices which control the starting or stopping of the engine are in the normal position for when the vehicle is being driven;
  - (b) the obligatory main beam and dipped beam headlamps are switched off;
  - (c) any front fog lamp fitted to the vehicle is switched off; and
  - (d) the obligatory front position lamps are switched on.
4. The electrical connections to the obligatory running lamps shall be such that the light output specified in paragraph 2 above is automatically emitted, whenever the conditions set out in subparagraphs (a), (b) and (c) of paragraph 3 are satisfied.

## Part II

## Requirements relating to Optional Dim-Dip Devices and Running Lamps

There is no requirement relating to an optional dim-dip device or an optional running lamp.

## SCHEDULE 4

Regulations 21 and 23

## Part I

## Requirements Relating to Obligatory Dipped-Beam Headlamps and to Optional Dipped-Beam Headlamps to the Extent Specified in Part II

- 
1. Number—
    - (a) Any vehicle not covered by sub-paragraph (b), (c), (d) or (e):



(b) A solo motor bicycle and a motor bicycle One combination:

(c) A motor vehicle with three wheels, other One than a motor bicycle combination, first used before 24th January 1996:

(d) A motor vehicle with three wheels, other One than a motor bicycle combination, first used on or after 24th January 1996 and which has an unladen weight of not more than 400 kg and an overall width of not more than 1300 mm:

(e) A bus first used before 1st October 1969: One

2. Position—

(a) Longitudinal: No requirement

(b) Lateral—

(i) (i) Where two dipped-beam headlamps are required to be fitted—

(A) Maximum distance from the side of the vehicle—

(1) Any vehicle not covered by sub-head 400 mm  
(2) or (3):

(2) A vehicle first used before 1st January 1972: No requirement

(3) An agricultural vehicle, engineering plant and an industrial tractor: No requirement

(B) Minimum separation distance between a pair of dipped-beam headlamps: No requirement

(ii) (ii) Where one dipped-beam headlamp is required to be fitted—

(A) Any vehicle not covered by sub-head (B):

- (i) On the centre-line of the motor vehicle (disregarding any sidecar forming part of a motor bicycle combination), or
- (ii) At any distance from the side of the motor vehicle (disregarding any sidecar forming part of a motor bicycle combination) provided that a duplicate lamp is fitted on the other side so that together they form a matched pair. In such a case, both lamps shall be regarded as obligatory lamps.

(B) A bus first used before 1st October 1969: No requirement

(c) Vertical—

(i) (i) Maximum height above the ground—

*Status: This is the original version (as it was originally made). This item of legislation is currently only available in its original format.*

- (A) Any vehicle not covered by sub- head (B): 1200 mm
- (B) A vehicle first used before 1st January 1952, an agricultural vehicle, a road clearance vehicle, an aerodrome fire tender, an aerodrome runway sweeper, an industrial tractor, engineering plant and a home forces' vehicle:
  - (ii) (ii) Minimum height above the ground—
- (A) Any vehicle not covered by sub- head (B): 500 mm
- (B) A vehicle first used before 1st January 1956: No requirement
- 3. Angles of visibility: No requirement
- 4. Alignment—

When a vehicle is at its kerbside weight and has a weight of 75 kg on the driver's seat, and any manual headlamp levelling device control is set to the stop position, the alignment of every dipped-beam headlamp shall, as near as practicable, be set so that it is permanently deflected downwards to such an extent that it is at all times incapable of dazzling any person at a greater distance than 9 m from the lamp whose eye-level is not less than 1300 mm above that plane.

5. Markings—

- (a) Any vehicle not covered by sub- paragraph (b), (c) or (d): An approval mark or a British Standard mark
- (b) A motor vehicle first used before 24th January 1996: No requirement
- (c) A three-wheeled motor vehicle, not being a motor bicycle combination, first used on or after 24th January 1996 and having a maximum speed not exceeding 50 mph: No requirement
- (d) A solo motor bicycle and a motor bicycle combination: No requirement
- 6. Size of illuminated area: No requirement
- 7. Colour: White or yellow
- 8. Wattage—
  - (a) A motor vehicle with four or more wheels first used on or after 24th January 1996: No requirement
  - (b) A three-wheeled motor vehicle, not being a motor bicycle combination, first used on or after 24th January 1996—
    - (i) (i) having a maximum speed not exceeding 15 watts minimum 50 mph:

- (ii) (ii) having a maximum speed No requirement 50 mph:  
exceeding
- (c) A motor vehicle with four or more wheels 30 watts minimum  
first used before 24th January 1996:
- (d) A three-wheeled motor vehicle, not being No requirement  
a motor bicycle combination, first used before  
24th January 1996:
- (e) A solo motor bicycle and a motor bicycle  
combination, first used on or after 24th January  
1996—
  - (i) (i) having an engine not exceeding 10 watts minimum  
250 cc and a maximum speed not  
exceeding 25 mph:
  - (ii) (ii) having an engine not exceeding 15 watts minimum  
250 cc and a maximum speed  
exceeding 25 mph:
  - (iii) (iii) having an engine exceeding 24 watts minimum  
250 cc:
- 9. Intensity: No requirement
- 10. Electrical connections—

Where a matched pair of dipped-beam  
headlamps is fitted they shall be capable of  
being switched on and off simultaneously and  
not otherwise.
- 11. Tell-tale: No requirement

---

- 12. Other requirements—
  - (a) every dipped-beam headlamp shall be so constructed that the direction of the beam of light  
emitted therefrom can be adjusted whilst the vehicle is stationary.
  - (b) every vehicle which—
    - (i) is fitted with dipped-beam headlamps bearing an approval mark,
    - (ii) has a maximum speed exceeding 25 mph, and
    - (iii) is first used on or after 24th January 1996,shall be marked with a clearly legible and indelible marking, as illustrated in Schedule 24,  
close to either the headlamps or the manufacturer’s plate showing the setting recommended  
by the manufacturer for the downward inclination of the horizontal part of the cut-off of  
the beam pattern of the dipped-beam headlamps when the vehicle is at its kerbside weight  
and has a weight of 75 kg on the driver’s seat. That setting shall be a single figure—
    - (A) between 1 and 1.5 per cent. if the height of the centre of the headlamp is not more than  
850 mm above the ground, and
    - (B) between 1 and 2 per cent. if the height of the centre of the headlamp is more than 850  
mm above the ground.

*Status: This is the original version (as it was originally made). This item of legislation is currently only available in its original format.*

- (c) Every dipped-beam headlamp fitted to a vehicle first used on or after 24th January 1996 in accordance with this part of this Schedule shall be designed for a vehicle which is intended to be driven on the left-hand side of the road.
- (d) Where two dipped-beam headlamps are required to be fitted they shall form a matched pair.

13. Definitions—

In this Schedule—

“approval mark” means either—

- (a) a marking designated as an approval mark by regulation 5 of the Designation of Approval Marks Regulations and shown at item 12 or 13 or 14 or 16 or, in the case of a vehicle having a maximum speed not exceeding 25 mph, 27 or 28 of Schedule 4 to those Regulations, or
- (b) a marking designated as an approval mark by regulation 4 of the Designation of Approval Marks Regulations and shown at item 1A or 1B or 1C or 1E or 5A or 5B or 5C or 5E or 8C or 8D or 8E or 8F or 8G or 8H or 8K or 8L or 20C or 20D or 20E or 20F or 20G or 20H or 20K or 20 L or 31A or 31C or, in the case of a vehicle having a maximum speed not exceeding 25 mph, 1H or 1I or 5H or 5I of Schedule 2 to those Regulations; and

“British Standard mark” means the specification for sealed beam headlamps published by the British Standards Institution under the reference BS AU 40: Part 4a: 1966 as amended by Amendment AMD 2188 published in December 1976, namely “B.S. AU40.”

## Part II

### Requirements Relating to Optional Dipped-Beam Headlamps

1. In the case of a vehicle with three or more wheels having a maximum speed exceeding 25 mph first used on or after 24th January 1996, two and not more than two may be fitted and the only requirements prescribed by these Regulations in respect of any which are fitted are—

- (a) those specified in paragraphs 2(c), 4, 7, 10 and 12(a) of Part I,
- (b) that they are designed for a vehicle which is intended to be driven on the right-hand side of the road,
- (c) that they form a matched pair, and
- (d) that their electrical connections are such that not more than one pair of dipped-beam headlamps is capable of being illuminated at a time.

2. In the case of any other vehicle, any number may be fitted and the only requirements prescribed by these Regulations in respect of any which are fitted are those specified in paragraphs 2(c), 4, 7 and 12(a) of Part I.

SCHEDULE 5

Regulations 21 and 23

Part I

Requirements Relating to Obligatory Main-Beam Headlamps and to Optional Main-Beam Headlamps to the Extent Specified in Part II

---

1. Number—

(a) Any vehicle not covered by sub-paragraph (b), (c) or (d):

(b) A solo motor bicycle and a motor bicycle combination:

(c) A motor vehicle with three wheels, other than a motor bicycle combination, first used before 24th January 1996:

(d) A motor vehicle with three wheels, other than a motor bicycle combination, first used on or after 24th January 1996 and which has an unladen weight of not more than 400 kg and an overall width of not more than 1300 mm:

2. Position—

(a) Longitudinal: No requirement

(b) Lateral—

(i) (i) Where two main-beam headlamps are required to be fitted—

(A) Maximum distance from the side of the vehicle: The outer edges of the illuminated areas must in no case be closer to the side of the vehicle than the outer edges of the illuminated areas of the obligatory dipped-beam headlamps

(B) Maximum separation distance between a pair of main-beam headlamps: No requirement

(ii) (ii) Where one main-beam headlamp is required to be fitted:

(i) (i) On the centre-line of the motor vehicle (disregarding any sidecar forming part of a motor bicycle combination), or (

(ii) (ii) At any distance from the side of the vehicle (disregarding any sidecar forming part of a motor bicycle combination) provided that a duplicate lamp is fitted on the other side so that together they form a matched pair. In such a case, both lamps shall be treated as obligatory lamps

(c) Vertical: No requirement

*Status: This is the original version (as it was originally made). This item of legislation is currently only available in its original format.*

- 3. Angles of visibility: No requirement
- 4. Alignment: To the front
- 5. Markings—
  - (a) Any vehicle not covered by sub-paragraph (b) or (c): An approval mark or a British Standard mark
  - (b) A motor vehicle first used before 24th January 1996: No requirement
  - (c) A solo motor bicycle and a motor bicycle combination: No requirement
- 6. Size of illuminated area: No requirement
- 7. Colour: White or yellow
- 8. Wattage—
  - (a) A motor vehicle, other than a solo motor bicycle or motor bicycle combination, first used on or after 24th January 1996: No requirement
  - (b) A motor vehicle, other than a solo motor bicycle or a motor bicycle combination, first used before 24th January 1996: 30 watts minimum
  - (c) A solo motor bicycle and a motor bicycle combination—
    - (i) (i) having an engine not exceeding 250 cc: 15 watts minimum
    - (ii) (ii) having an engine exceeding 250 cc: 30 watts minimum
- 9. Intensity: No requirement
- 10. Electrical connections—
  - (a) Every main-beam headlamp shall be so constructed that the light—
    - (i) can be deflected at the will of the driver to become a dipped beam, or
    - (ii) can be extinguished by the operation of a device which at the same time either—
      - (A) causes the lamp to emit a dipped beam, or
      - (B) causes another lamp to emit a dipped beam;
  - (b) Where a matched pair of main-beam headlamps is fitted they shall be capable of being switched on and off simultaneously and not otherwise.
- 11. Tell-tale—
  - (a) A motor vehicle first used on or after 24th January 1996: A circuit-closed tell-tale shall be fitted
  - (b) Any vehicle not covered by sub-paragraph (a): No requirement

---

- 12. Other requirements—

- (a) Every main-beam headlamp shall be so constructed that the direction of the beam of light emitted therefrom can be adjusted whilst the vehicle is stationary.
- (b) Except in the case of a bus first used before 1st October 1969, where two main-beam headlamps are required to be fitted they shall form a matched pair.

13. Definitions—

In this Schedule—

“approval mark” means—

- (a) a marking designated as an approval mark by regulation 5 of the Designation of Approval Marks Regulations and shown at item 12 or 13 or 17 of Schedule 4 to those Regulations; or
- (b) a marking designated as an approval mark by regulation 4 of the Designation of Approval Marks Regulations as shown at item 1A or 1B or 1F or 5A or 5B or 5F or 8C or 8D or 8E or 8F or 8M or 8N or 20C or 20D or 20E or 20F or 20M or 20N or 31A or 31D of Schedule 2 to those Regulations; and

“British Standard mark” means the specification for sealed beam headlamps published by the British Standards Institution under the reference BS AU 40: Part 4a: 1966 as amended by Amendment AMD 2188 published in December 1976, namely “B.S. AU40.”

## Part II

### Requirements Relating to Optional Main-Beam Headlamps

Any number may be fitted and the only requirements prescribed by these Regulations in respect of any which are fitted are those specified in paragraphs 7, 10 and 12(a) of Part I and, in the case of a motor vehicle first used on or after 24th January 1996, paragraph 5 of Part I.

## SCHEDULE 6

Regulation 23

### Requirements relating to optional front fog lamps

---

1. Number—

(a) Any vehicle not covered by sub-paragraph (b): No requirement

(b) A motor bicycle, other than a motor bicycle or motor bicycle combination, first used on or after 24th January 1996: Not more than two

2. Position—

(a) Longitudinal: No requirement

(b) Lateral—

- (i) (i) Where a pair of front fog lamps is used in conditions of seriously reduced visibility in place of the obligatory dipped beam headlamps — 400 mm

*Status: This is the original version (as it was originally made). This item of legislation is currently only available in its original format.*

Maximum distance from side of vehicle:

- |               |  |  |
|---------------|--|--|
| (ii)          | (ii) In all other cases:   | No requirement   |
| (c) Vertical— |  |  |
| (i)           | (i) Maximum height above the ground—   |  |
| (A)           | Any vehicle not covered by head (B):   | 1200 mm  |
| (B)           | An agricultural vehicle, a road clearance vehicle, an aerodrome fire tender, an aerodrome runway sweeper, an industrial tractor, engineering plant and a home forces' vehicle: | No requirement   |
| (ii)          | (ii) Minimum height above the ground:  | No requirement   |
| 3.            | Angles of visibility:  | No requirement   |
| 4.            | Alignment:   | To the front and so aimed that the upper edge of the beam is, as near as practicable, 3 per cent. below the horizontal when the vehicle is at its kerb- side weight and has a weight of 75 kg on the driver's seat |
| 5. Markings—  |  |  |
| (a)           | A vehicle first used on or after 24th January 1996:  | An approval mark   |
| (b)           | Any other vehicle:   | No requirement   |
| 6.            | Size of illuminated area:  | No requirement   |
| 7.            | Colour:  | White or yellow  |
| 8.            | Wattage:   | No requirement   |
| 9.            | Intensity:   | No requirement   |
| 10.           | Electrical connections:  | No individual requirement  |
| 11.           | Tell-tale:   | No requirement   |
- 

12. Other requirements—

Every front fog lamp shall be so constructed that the direction of the beam of light emitted therefrom can be adjusted whilst the vehicle is stationary.

13. Definitions—

In this Schedule “approval mark” means either—

- (a) a marking designated as an approval mark by regulation 5 of the Designation of Approval Marks Regulations and shown at item 19 of Schedule 4 to those Regulations; or
- (b) a marking designated as an approval mark by regulation 4 of the Designation of Approval Marks Regulations and shown at item 19 or 19A of Schedule 2 to those Regulations.



SCHEDULE 7

Regulations 21 and 23

Part I

Requirements Relating to Obligatory Direction Indicators and to Optional Direction Indicators to the Extent Specified in Part II

1. Number (on each side of a vehicle)—

- (a) (a) A motor vehicle with three or more wheels, not being a motor bicycle combination, first used on or after 24th January 1996: One front indicator (Category 1, 1a or 1b), one rear indicator (Category 2, 2a or 2b) and one side repeater indicator (Category 5) or, in the case of a motor vehicle having a maximum speed not exceeding 25 mph, one front indicator (Category 1, 1a or 1b) and one rear indicator (Category 2, 2a or 2b).
- (b) (b) A trailer manufactured on or after 24th January 1996 drawn by a motor vehicle: One rear indicator (Category 2, 2a or 2b) or, in the case of a trailer towed by a solo motor bicycle or a motor bicycle combination, one rear indicator (Category 12).
- (c) (c) A solo motor bicycle and a motor bicycle combination, in each case first used on or after 24th January 1996: One front indicator (Category 1, 1a, 1b or 11) and one rear indicator (Category 2, 2a, 2b or 12).
- (d) (d) A motor vehicle first used on or after 1st April 1936 and before 24th January 1996, a trailer manufactured on or after 1st January 1936 and before 24th January 1996, a pedal cycle with or without a sidecar or a trailer, a horse-drawn vehicle and a vehicle drawn or propelled by hand: Any arrangement of indicators so as to satisfy the requirements for angles of visibility in paragraph 3.
- (e) (e) A motor vehicle first used before 1st January 1936 and any trailer manufactured before that date: Any arrangement of indicators so as to make the intention of the driver clear to other road users.

2. Position—

- (a) (a) Longitudinal—
  - (i) A side repeater indicator which is required to be fitted in accordance with paragraph 1(a): Within 2600 mm of the front of the vehicle
  - (ii) Any other indicator: No requirement
- (b) (b) Lateral—
  - (i) Maximum distance from the side of the vehicle—
    - (A) Any vehicle not covered by sub- head (B): 400 mm

*Status: This is the original version (as it was originally made). This item of legislation is currently only available in its original format.*

- (B) A motor vehicle first used before 24th January 1996, a trailer manufactured before 24th January 1996, a solo motor bicycle, a cycle, a horse-drawn vehicle and a vehicle drawn or propelled by hand: No requirement
- (ii) Minimum separation distance between indicators on opposite sides of a vehicle—
  - (A) A motor vehicle (other than a solo motor bicycle or a motor bicycle combination or an invalid carriage having a maximum speed not exceeding 8 mph) first used on or after 24th January 1996, a trailer manufactured on or after 24th January 1996, a horse-drawn vehicle, a pedestrian-controlled vehicle and a vehicle drawn or propelled by hand: 500 mm or, if the overall width of the vehicle is less than 1400 mm, 400 mm
  - (B) A solo motor bicycle having an engine exceeding 50 cc and first used on or after 24th January 1996—
    - (1) Front indicators: 300 mm
    - (2) Rear indicators: 240 mm
  - (C) A solo motor bicycle having an engine not exceeding 50 cc and first used on or after 24th January 1996 and a pedal cycle—
    - (1) Front indicators: 240 mm
    - (2) Rear indicators: 180 mm
  - (D) A motor bicycle combination first used on or after 24th January 1996: 400 mm
  - (E) An invalid carriage having a maximum speed not exceeding 8 mph—
    - (1) Front indicators: 240 mm
    - (2) Rear indicators: 300 mm
  - (F) A motor vehicle first used before 24th January 1996 and a trailer manufactured before 24th January 1996: No requirement

- (iii) Minimum separation distance between a front indicator and any dipped-beam head-lamp or front fog lamp—
- |  |  |
|--|--|
| (A) Fitted to a motor vehicle, other than a solo motor bicycle or a motor bicycle combination, first used on or after 24th January 1996: | (a) in the case of a Category 1 indicator, 40 mm;          |
|  | (b) in the case of a Category 1a indicator, 20 mm;         |
|  | (c) in the case of a Category 1b indicator, no requirement |
| (B) Fitted to a solo motor bicycle or a motor bicycle combination in either case first used on or after 24th January 1996:               | 100 mm   |
| (C) Fitted to any other vehicle:   | No requirement   |
| (c) (c) Vertical—  |  |
- (i) Maximum height above the ground—
- |  |  |
|--|--|
| (A) Any vehicle not covered by sub- (B) or (C):  | 1500 mm or, if the structure of the vehicle makes this impracticable, 2300 mm. |
| (B) A motor vehicle first used before 24th January 1996 and a trailer manufactured before 24th January 1996: | No requirement   |
| (C) A motor vehicle having a maximum speed not exceeding 25 mph:   | No requirement   |
- (ii) Minimum height above the ground: 350 mm
3. Angles of visibility—
- |  |                              |
|--|------------------------------|
| (a) (a) A motor vehicle first used on or after 24th January 1996 and a trailer manufactured on or after 24th January 1996—   |                              |
| (i) Horizontal (see diagrams in Part III of this Schedule)—  |                              |
| (A) A front or rear indicator fitted to a motor vehicle, other than a solo motor bicycle or a motor bicycle combination, having a maximum speed exceeding 25 mph and every rear indicator fitted to a trailer: | 80° outwards and 45° inwards |
| (B) A front or rear indicator fitted to a solo motor bicycle or a motor bicycle combination:   | 80° outwards and 20° inwards |
| (C) A front or rear indicator fitted to a motor vehicle, other than a solo motor bicycle or a motor bicycle  | 80° outwards and 3° inwards  |

*Status: This is the original version (as it was originally made). This item of legislation is currently only available in its original format.*

combination, having a maximum speed not exceeding 25 mph:

- (D) A side repeater indicator fitted to a motor vehicle or a trailer: Between rearward angles of 5° outboard and 60° outboard or, in the case of a motor vehicle having a maximum speed not exceeding 25 mph where it is impracticable to comply with the 5° angle, this may be replaced by 10°.

(ii) Vertical—

- (A) Except as provided by sub-head (B) or (C): 15° above and below the horizontal
- (B) Where the highest part of the illuminated area of the lamp is less than 1900 mm above the ground and the vehicle is a motor vehicle having a maximum speed not exceeding 25 mph: 15° above and 10° below the horizontal
- (C) Where the highest part of the illuminated area of the lamp is less than 750 mm above the ground: 15° above and 5° below the horizontal
- (b) (b) A motor vehicle first used before 24th January 1996, a trailer manufactured before 24th January 1996, a pedal-cycle, a horse-drawn vehicle and a vehicle drawn or propelled by hand: Such that at least one (but not necessarily the same) indicator on each side is plainly visible to the rear in the case of a trailer and both to the front and rear in the case of any other vehicle

4. Alignment—

- (a) (a) A front indicator: To the front
- (b) (b) A rear indicator: To the rear
- (c) (c) A side repeater indicator (Category 5): As shown in the first sketch in Part III of this Schedule

5. Markings—

- (a) (a) A motor vehicle, other than a solo motor bicycle or a motor bicycle combination, first used on or after 24th January 1996 and a trailer, other than a trailer drawn by a solo motor bicycle or a motor bicycle combination, manufactured on or after 24th January 1996: An approval mark and, above such mark, the following numbers—  
 (a) in the case of a front indicator “1”, “1a”, or “1b”;  
 (b) in the case of a rear indicator, “2”, “2a” or “2b”;  
 (c) in the case of a side repeater indicator, “5”.
- (b) (b) A solo motor bicycle and a motor bicycle combination in either case first used on or after 24th January 1996, a trailer, manufactured on or after 24th January 1996, drawn by such a solo motor bicycle or a motor bicycle combination, a pedal cycle, An approval mark and, above such mark, the following numbers—  
 (a) in the case of a front indicator “1”, “1a”, “1b” or “11”;  
 (b) in the case of a rear indicator, “2”, “2a”, “2b” or “12”;

- a horse-drawn vehicle and a vehicle drawn or propelled by hand: (c) in the case of a side repeater indicator, "5".
- (c) (c) A motor vehicle first used before 24th January 1996 and a trailer manufactured before 24th January 1996: No requirement
6. Size of illuminated area: No requirement
7. Colour—
- (a) (a) Any vehicle not covered by sub-paragraph (b): Amber
- (b) (b) An indicator fitted to a motor vehicle first registered before 1st October 1968 and any trailer drawn thereby—
- (i) if it shows only the front: White or amber
- (ii) if it shows only the rear: Red or amber
- (iii) if it shows both to the front and to the rear: Amber
8. Wattage—
- (a) (a) Any front or rear indicator which emits a flashing light and does not bear an approval mark: 15 to 36 watts
- (b) (b) Any other indicator: No requirement
9. Intensity—
- (a) (a) An indicator bearing an approval mark: No requirement
- (b) (b) An indicator not bearing an approval mark: Such that the light is plainly visible from a reasonable distance
10. Electrical connections—
- (a) All indicators on one side of a vehicle together with all indicators on that side of any trailer drawn by the vehicle, while so drawn, shall be operated by one switch;
- (b) All indicators on one side of a vehicle or combination of vehicles showing a flashing light shall flash in phase, except that in the case of a solo motor bicycle, a motor bicycle combination and a pedal cycle, the front and rear direction indicators on one side of the vehicle may flash alternately.
11. Tell-tale—
- (a) One or more indicators on each side of a vehicle to which indicators are fitted shall be so designed and fitted that the driver when in his seat can readily be aware when it is in operation; or
- (b) The vehicle shall be equipped with an operational tell-tale for front and rear indicators (including any rear indicator on the rearmost of any trailers drawn by the vehicle).
12. Other requirements—

*Status: This is the original version (as it was originally made). This item of legislation is currently only available in its original format.*

- (a) Every indicator (other than a semaphore arm, that is an indicator in the form of an illuminated sign which when in operation temporarily alters the outline of the vehicle to the extent of at least 150 mm measured horizontally and is visible from both the front and rear of the vehicle) shall when in operation show a light which flashes constantly at the rate of not less than 60 nor more than 120 flashes per minute. However, in the event of a failure, other than a short-circuit of an indicator, any other indicator on the same side of the vehicle or combination of vehicles may continue to flash, but the rate may be less than 60 or more than 120 flashes per minute. Every indicator shall when in operation perform efficiently regardless of the speed of the vehicle;
- (b) Where two front or rear direction indicators are fitted to a motor vehicle first used on or after 24th January 1996, and two rear direction indicators are fitted to a trailer manufactured on or after 24th January 1996, in each case they shall be fitted so as to form a pair.

13. Definitions—

In this Schedule “approval mark” means either—

- (a) A marking designated as an approval mark by regulation 5 of the Designation of Approval Marks Regulations and shown at item 9 of Schedule 4 to those Regulations; or
  - (b) A marking designated as an approval mark by regulation 4 of the Designation of Approval Marks Regulations and shown at item 6 or, in the case of a solo motor bicycle or a motor bicycle combination, a pedal cycle, a horse-drawn vehicle or a vehicle drawn or propelled by hand, at item 50 of Schedule 2 to those Regulations.
-

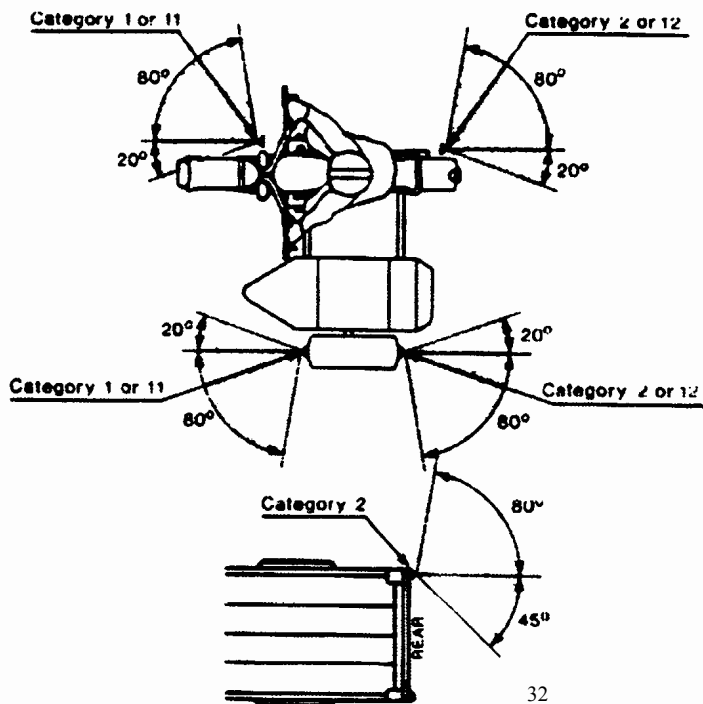
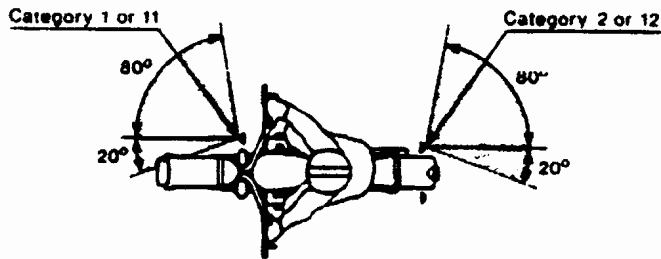
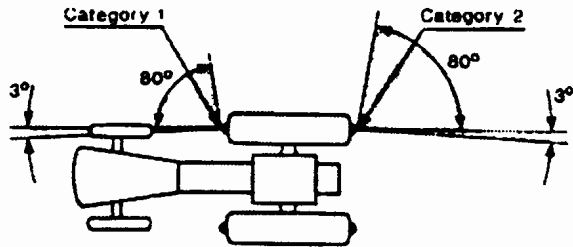
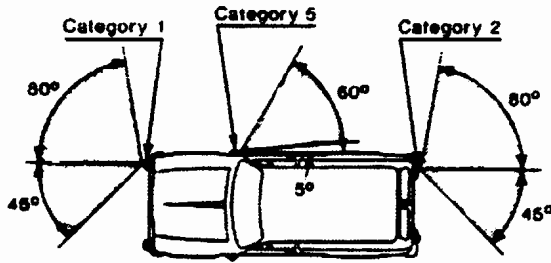
## Part II

### Requirements Relating to Optional Direction Indicators

1. A vehicle shall not be fitted with a total of more than one front indicator nor more than two rear indicators, on each side.
2. Any number of side indicators may be fitted to the side (excluding the front and rear) of a vehicle.
3. The only other requirements prescribed by these Regulations in respect of any which are fitted are those specified in paragraphs 5, 7, 8, 9, 10, 11, 12(a) and 12(b) of Part I.

Status: This is the original version (as it was originally made). This item of legislation is currently only available in its original format.

### Part III





## SCHEDULE 8

Regulations 21 and 23

Requirements relating to obligatory and optional hazard warning signal devices

Every hazard warning signal device shall—

- (a) be operated by one switch;
- (b) cause all the direction indicators with which a vehicle or a combination of vehicles is equipped to flash in phase;
- (c) be provided with a circuit-closed tell-tale in the form of a flashing light which may operate in conjunction with any direction indicator tell-tale; and
- (d) be able to function even if the device which controls the starting and stopping of the engine is in a position which makes it impossible to start the engine.

## SCHEDULE 9

Regulations 21, 23 and 25

### Part I

#### Requirements Relating to Obligatory Side Marker Lamps and to Optional Side Marker Lamps to the Extent Specified in Part II

---

##### 1. Number—

- (a) A vehicle not covered by subparagraph (b) which is—
  - (i) (i) a motor vehicle first used on or after 1st January 1997 or a trailer manufactured on or after 1st January 1997: On each side: two and as many more as are sufficient to satisfy the requirements of paragraph 2(a)
  - (ii) (ii) a trailer manufactured before 1st January 1997: One on each side
- (b) Long vehicles and vehicle combinations to which regulation 25 applies: The numbers required by regulation 25

##### 2. Position—

- (a) Longitudinal—
  - (i) (i) A vehicle of a type mentioned in sub-paragraph 1(a)(i)—
    - (A) Maximum distance from the front of the vehicle, including any drawbar, in respect of the foremost side marker lamp on each side: 4 m
    - (B) Maximum distance from the rear of the vehicle in respect of the rearmost side marker lamp on each side: 1 m
    - (C) Maximum separation distance between the light-emitting surfaces of adjacent: 3 m or, if this is not practicable, 4 m

*Status: This is the original version (as it was originally made). This item of legislation is currently only available in its original format.*

side marker lamps on the same side of the vehicle:

- (ii) (ii) A vehicle of a type mentioned in sub-paragraph 1(a)(ii): Such that no part of the light-emitting surface is forward of, or more than 1530 mm to the rear of, the centre point of the overall length of the trailer
- (iii) (iii) Long vehicles and vehicle combinations, including any loads, to which regulation 25 applies: As specified in regulation 25
- (b) Lateral: No requirement
- (c) Vertical—
  - (i) (i) Maximum height above the ground: 2300 mm
  - (ii) (ii) Minimum height above the ground: No requirement
- 3. Angles of visibility—
  - (a) Horizontal: 45° to the left and to the right when viewed in a direction at right angles to the longitudinal axis of the vehicle
  - (b) Vertical: No requirement
- 4. Alignment: To the side
- 5. Markings: No requirement
- 6. Size of illuminated area: No requirement
- 7. Colour: Amber  
or, if within 1 m of the rear of the vehicle it may be red or, if the vehicle is a trailer manufactured before 1st January 1997, it may be white when viewed from the front and red when viewed from the rear
- 8. Wattage: No requirement
- 9. Intensity: Visible from a reasonable distance
- 10. Electrical connections: No individual requirement
- 11. Tell-tale: No requirement

## Part II

### Requirements Relating to Optional Side Marker Lamps

Any number may be fitted and the only requirement prescribed by these Regulations in respect of any which are fitted is that specified in paragraph 7 of Part I.

SCHEDULE 10

Regulations 21 and 23

Part I

Requirements Relating to Obligatory Rear Position Lamps and to  
Optional Rear Position Lamps to the Extent Specified in Part II

---

1. Number—

(a) Any vehicle not covered by sub-paragraph (b), (c), (d), (e), (f), (g) or (h): Two

(b) A bus first used before 1st October 1958: One

(c) A solo motor bicycle: One

(d) A cycle with less than four wheels and without a sidecar: One

(e) A trailer drawn by a cycle and a trailer, the overall width of which does not exceed 800 mm, drawn by a solo motor bicycle or by a motor bicycle combination: One

(f) An invalid carriage having a maximum speed not exceeding 4 mph: One

(g) A vehicle drawn or propelled by hand: One

(h) A motor vehicle having three or more wheels and a maximum speed not exceeding 25 mph and a trailer drawn by any such vehicle if, in either case, the structure of the vehicle makes it impracticable to meet all of the relevant requirements of paragraphs 2 and 3 with two lamps: Four

2. Position—

(a) Longitudinal: At or near the rear

(b) Lateral—

(i) (i) Where two lamps are required to be fitted—

(A) Maximum distance from the side of the vehicle—

(1) Any vehicle not covered by sub-sub-head (2): 400 mm

(2) A motor vehicle first used before 24th January 1996 and any other vehicle manufactured before 24th January 1996: 800 mm

(B) Minimum separation distance between a pair of rear position lamps—

*Status: This is the original version (as it was originally made). This item of legislation is currently only available in its original format.*

- |  |   |
|--|---|
| (1) Any vehicle not covered by sub-sub-head (2):   | 500 mm. If the overall width of the vehicle is less than 1400 mm, 400 mm or if less than 800 mm, 300 mm |
| (2) A motor vehicle first used before 24th January 1996 and any other vehicle manufactured before 24th January 1996:   | No requirement  |
| (ii) (ii) Where one lamp is required to be fitted:   | On the centre-line or off side of the vehicle   |
| (iii) (iii) Where four lamps are required to be fitted—  |   |
| (A) Maximum distance from the side of the vehicle—   |   |
| (1) One pair of lamps:   | Such that they satisfy the relevant requirements in sub-head 2(b)(i)(A)                                 |
| (2) The other pair of lamps:   | No requirement  |
| (B) Minimum separation distance between rear position lamps—   |   |
| (1) One pair of lamps:   | Such that they satisfy the relevant requirements in sub-head 2(b)(i)(B)                                 |
| (2) The other pair of lamps:   | No requirement  |
| (c) Vertical—  |   |
| (i) (i) Maximum height above the ground where one or two rear position lamps are required to be fitted—  |   |
| (A) Any vehicle not covered by sub-head (B) or (C):  | 1500 mm or, if the superstructure makes this impracticable, 2100 mm                                     |
| (B) A bus first used before 24th January 1996:   | 1050 mm   |
| (C) A motor vehicle first used before 24th January 1996 not being a bus, a trailer manufactured before 24th January 1996, an agricultural vehicle, a horse-drawn vehicle, an industrial tractor and engineering plant: | 2100 mm   |
| (ii) (ii) Maximum height above the ground where four rear position lamps are required to be fitted—  |   |
| (A) One pair of lamps:   | Such that they satisfy the relevant requirements in paragraph 2(c)(i)                                   |
| (B) The other pair of lamps:   | No requirement  |
| (iii) (iii) Minimum height above the ground:   | 350 mm  |

3. Angles of visibility—

(a) A motor vehicle, other than a motor bicycle combination, first used on or after 24th January 1996 and a trailer manufactured on or after 24th January 1996—

(i) (i) Horizontal—

(A) Where two lamps are required to be fitted: 45° inwards and 80° outwards

(B) Where one lamp is required to be fitted: 80° to the left and to the right

(C) Where four lamps are required to be fitted—

(1) The outer pair of lamps: 0° inwards and 80° outwards

(2) The inner pair of lamps: 45° inwards and 80° outwards

(ii) (ii) Vertical—

(A) Where one or two rear position lamps are required to be fitted—

(1) Any vehicle not covered by sub-paragraph (2) or (3): 15° above and below the horizontal

(2) Where the highest part of the illuminated area of the lamp is less than 1500 mm above the ground: 15° above and 10° below the horizontal

(3) Where the highest part of the illuminated area of the lamp is less than 750 mm above the ground: 15° above and 5° below the horizontal

(B) Where four rear position lamps are required to be fitted—

(1) One pair of lamps: Such that they satisfy the relevant requirements in paragraph 3(a)(ii)(A)

(2) The other pair of lamps: Visible to the rear

(b) A motor vehicle, other than a motor bicycle combination, first used before 24th January 1996 and any other vehicle manufactured before 24th January 1996: Visible to the rear

(c) A vehicle drawn or propelled by hand, a pedal cycle, a horse-drawn vehicle and a motor bicycle combination: Visible to the rear

4. Alignment: To the rear

5. Markings (see also regulation 2(5))—

(a) A motor vehicle or a trailer not covered by sub-paragraph (b), (c), (d) or (e): An approval mark

*Status: This is the original version (as it was originally made). This item of legislation is currently only available in its original format.*

- (b) A motor vehicle first used before 1st January 1974 and a trailer, other than a trailer drawn by a cycle, manufactured before that date: No requirement
  - (c) A solo motor bicycle and a motor bicycle combination, in each case first used before 24th January 1996, and a trailer manufactured before 24th January 1996 and drawn by a solo motor bicycle or a motor bicycle combination: No requirement
  - (d) A cycle, a trailer drawn by a cycle, an invalid carriage having a maximum speed not exceeding 4 mph, a horse-drawn vehicle and a vehicle drawn or propelled by hand in each case manufactured before 24th January 1996: An approval mark or a British Standard mark
  - (e) A cycle, a trailer drawn by a cycle, an invalid carriage having a maximum speed not exceeding 4 mph, a horse-drawn vehicle and a vehicle drawn or propelled by hand in each case manufactured on or after 24th January 1996: An approval mark or the British Standard mark which is specified in sub-paragraph (c) of the definition of “British Standard mark”
6. Size of illuminated area: No requirement
  7. Colour: Red
  8. Wattage: No requirement
  9. Intensity—
  - (a) A rear position lamp bearing any of the markings mentioned in paragraph 5: No requirement
  - (b) Any other rear position lamp: Visible from a reasonable distance
  10. Electrical connections: No individual requirement
  11. Tell-tale: No requirement

12. Other requirements—

Except in the case of a motor vehicle first used before 24th January 1996, any other vehicle manufactured before 24th January 1996 and a motor bicycle combination, where two rear position lamps are required to be fitted they shall form a matched pair and where four rear position lamps are required to be fitted they shall form two matched pairs.

13. Definitions—

In this Schedule “approval mark” means—

- (a) in relation to a solo motor bicycle, a motor bicycle combination and a trailer drawn by a solo motor bicycle or a motor bicycle combination, a marking designated as an approval mark by regulation 4 of the Designation of Approval Marks Regulations and shown at item 50A of Schedule 2 to those Regulations, and
- (b) in relation to any other motor vehicle or any other trailer, either—
  - (i) a marking designated as an approval mark by regulation 5 of the Designation of Approval Marks Regulations and shown at item 6 or, if combined with a stop lamp, at item 8 of Schedule 4 to those Regulations, or

*Status: This is the original version (as it was originally made). This item of legislation is currently only available in its original format.*

- (ii) a marking designated as an approval mark by regulation 4 of the Designation of Approval Marks Regulations and shown at item 7A or, if combined with a stop lamp, at item 7C of Schedule 2 to those Regulations; and

“British Standard mark” means—

- (a) the mark indicated in the specification for cycle rear lamps published by the British Standards Institution under the reference 3648: 1963 as amended by Amendment PD 6137 published in May 1967 and by AMD 4753 published in July 1985;
- (b) the mark indicated in the specification for photometric and physical requirements for lighting equipment published by the British Standards Institution under the reference BS 6102: Part 3: 1986, namely “BS 6102/3”; or
- (c) the mark indicated in the specification for photometric and physical requirements for lighting equipment published by the British Standards Institution under the reference BS 6102: Part 3: 1986 as amended by AMD 5821 published on the 29th April 1988, namely “6102/3”.

## Part II

### Requirements Relating to Optional Rear Position Lamps

Any number may be fitted and the only requirement prescribed by these Regulations in respect of any which are fitted is that specified in paragraph 7 of Part I.

## SCHEDULE 11

Regulations 21 and 23

## Part I

### Requirements Relating to Obligatory Rear Fog Lamps and to Optional Rear Fog Lamps to the Extent Specified in Part II

---

1. Number:	One
2. Position—	
(a) Longitudinal:	At or near the rear of the vehicle
(b) Lateral—	
(i) (i) Where one rear fog lamp is fitted:	On the centre-line or off side of the vehicle (disregarding any sidecar forming part of a motor bicycle combination)
(ii) (ii) Where two lamps are fitted:	No requirement
(c) Vertical—	
(i) (i) Maximum height above the ground—	
(A) Any vehicle not covered by sub-head (B):	1000 mm
(B) An agricultural vehicle, engineering plant and a motor tractor:	2100 mm

*Status: This is the original version (as it was originally made). This item of legislation is currently only available in its original format.*

- (ii) (ii) Minimum height above the 250 mm ground:
- (d) Minimum separation distance between a rear fog lamp and a stop lamp—
  - (i) (i) In the case of a rear fog lamp which does not share a common lamp body with a stop lamp: A distance of 100 mm between the light-emitting surfaces of the lamps when viewed in a direction parallel to the longitudinal axis of the vehicle
  - (ii) (ii) In the case of a rear fog lamp which shares a common lamp body with a stop lamp: 100 mm
- 3. Angles of visibility—
  - (a) Horizontal: 25° inwards and outwards. However, where two rear fog lamps are fitted it shall suffice if throughout the sector so defined at least one lamp (but not necessarily the same lamp) is visible
  - (b) Vertical: 5° above and below the horizontal
- 4. Alignment: To the rear
- 5. Markings: An approval mark
- 6. Size of illuminated area: No requirement
- 7. Colour: Red
- 8. Wattage: No requirement
- 9. Intensity: No requirement
- 10. Electrical connections: No rear fog lamp shall be fitted to any vehicle so that it can be illuminated by the application of any braking system on the vehicle
- 11. Tell-tale: A circuit-closed tell-tale shall be fitted

12. Other requirements—

Where two rear fog lamps are fitted to any motor vehicle or trailer manufactured on or after 1st May 1980 and first used on or after 1st November 1980 they shall form a matched pair.

13. Definitions—

In this Schedule “approval mark” means either—

- (a) a marking designated as an approval mark by regulation 5 of the Designation of Approval Marks Regulations and shown at item 20 of Schedule 4 to those Regulations; or
- (b) a marking designated as an approval mark by regulation 4 of the Designation of Approval Marks Regulations and shown at item 38 of Schedule 2 to those Regulations.



## Part II

### Requirements Relating to Optional Rear Fog Lamps

1. In the case of a motor vehicle first used before 1st November 1980 and any other vehicle manufactured before 1st May 1980, any number may be fitted and the only requirements prescribed by these Regulations in respect of any which are fitted are those specified in paragraphs 2(d), 7 and 10 of Part I.

2. In the case of a motor vehicle first used on or after 1st November 1980 and any other vehicle manufactured on or after 1st May 1980, not more than two may be fitted and the requirements prescribed by these Regulations in respect of any which are fitted are all those specified in this Schedule.

## SCHEDULE 12

Regulations 21 and 23

## Part I

### Requirements Relating to Obligatory Stop Lamps and to Optional Stop Lamps to the Extent Specified in Part II

---

#### 1. Number—

(a) Any vehicle not covered by sub-paragraph (b) or (c): Two

(b) A solo motor bicycle, a motor bicycle combination, an invalid carriage and a trailer drawn by a solo motor bicycle or a motor bicycle combination: One

(c) Any other motor vehicle or trailer first used on or after 1st January 1936 and before 24th January 1996: One

#### 2. Position—

(a) Longitudinal: No requirement

#### (b) Lateral—

(i) (i) Maximum distance from the side of the vehicle—

(A) Where two stop lamps are fitted: One on each side of the longitudinal axis of the vehicle

(B) Where only one stop lamp is fitted: On the centre-line or off side of the vehicle (disregarding any sidecar forming part of a motor bicycle combination) 400 mm

(ii) (ii) Minimum separation distance between two obligatory stop lamps: 400 mm

#### (c) Vertical—

*Status: This is the original version (as it was originally made). This item of legislation is currently only available in its original format.*

- (i) (i) Maximum height above the ground—
  - (A) Any vehicle not covered by sub- head (B): 1500 mm or, if the structure of the vehicle makes this impracticable, 2100 mm
  - (B) A motor vehicle first used before 24th January 1996, a trailer manufactured before that date and a motor vehicle having a maximum speed not exceeding 25 mph: No requirement
- (ii) (ii) Minimum height above the ground—
  - (A) Any vehicle not covered by sub- head (B): 350 mm
  - (B) A motor vehicle first used before 24th January 1996 and a trailer manufactured before that date: No requirement
- 3. Angles of visibility—
  - (a) A motor vehicle first used on or after 24th January 1996 and a trailer manufactured on or after that date—
    - (i) (i) Horizontal: 45° to the left and to the right
    - (ii) (ii) Vertical—
      - (A) Except in a case specified in sub- head (B) or (C): 15° above and below the horizontal
      - (B) Where the highest part of the illuminated area of the lamp is less than 1500 mm above the ground: 15° above and 10° below the horizontal
      - (C) Where the highest part of the illuminated area of the lamp is less than 750 mm above the ground: 15° above and 5° below the horizontal
    - (b) (b) A motor vehicle first used before 24th January 1996 and a trailer manufactured before that date: Visible to the rear
- 4. Alignment: To the rear
- 5. Markings—
  - (a) (a) Any vehicle not covered by sub- paragraph (b) or (c): An approval mark
  - (b) (b) A motor vehicle first used before 24th January 1996 and a trailer manufactured before that date: No requirement
  - (c) A solo motor bicycle and a motor bicycle combination, in each case first used before 24th January 1996, and a trailer manufactured before: No requirement

24th January 1996 drawn by a solo motor bicycle or a motor bicycle combination:

6. Size of illuminated area: No requirement

7. Colour: Red

8. Wattage—

(a) A stop lamp fitted to a motor vehicle first used before 24th January 1996 or a trailer manufactured before that date and a stop lamp bearing an approval mark: No requirement

(b) Any other stop lamp: 15 to 36 watts

9. Intensity: No requirement

10. Electrical connections—

(a) Every stop lamp fitted to—

(i) (i) a solo motor bicycle or a motor bicycle combination first used on or after 24th January 1996 shall be operated by the application of every service brake control provided for the use of the rider;

(ii) (ii) any other motor vehicle, shall be operated by the application of the service braking system;

(b) Every stop lamp fitted to a trailer drawn by a motor vehicle shall be operated by the application of the service braking system of that motor vehicle.

11. Tell-tale: No requirement

---

12. Other requirements—

Where two stop lamps are required to be fitted, they shall form a pair.

13. Definitions—

In this Schedule “approval mark” means—

(a) in relation to a solo motor bicycle, a motor bicycle combination or a trailer drawn by a solo motor bicycle or a motor bicycle combination, a marking designated as an approval mark by regulation 4 of the Designation of Approval Marks Regulations and shown at item 50A of Schedule 2 to those Regulations; and

(b) in relation to any other vehicle, either—

(i) a marking designated as an approval mark by regulation 5 of the Designation of Approval Marks Regulations and shown at item 7 or, if combined with a rear position lamp, at item 8 of Schedule 4 to those Regulations; or

(ii) a marking designated as an approval mark by regulation 4 of the Designation of Approval Marks Regulations and shown at item 7B or, if combined with a rear position lamp, at item 7C of Schedule 2 to those Regulations.

*Status: This is the original version (as it was originally made). This item of legislation is currently only available in its original format.*

## Part II

### Requirements Relating to Optional Stop Lamps

Any number may be fitted, and the requirements prescribed by these Regulations in respect of any which are fitted are all those specified in Part I except—

- (a) those specified in paragraphs 1, 2 and 3;
- (b) in the case of a stop lamp fitted to a pedal cycle, those specified in paragraphs 5 and 8; and
- (c) in the case of a stop lamp fitted to a motor vehicle not being a motor bicycle, first used on or after 24th January 1996 either centrally or in such a manner as to project light through the rear window the intensity of the light emitted to the rear of the vehicle shall be not less than 20 candelas and not more than 60 candelas when measured from directly behind the centre of the lamp in a direction parallel to the longitudinal axis of the vehicle.

## SCHEDULE 13

Regulations 21 and 23

## Part I

### Requirements Relating to Obligatory End-Outline Marker Lamps and to Optional End-Outline Marker Lamps to the Extent Specified in Part II

1. Number:	Two visible from the front and two visible from the rear
2. Position—	
(a) (a) Longitudinal	No requirement
(b) (b) Lateral—	
(i) Maximum distance from the side of the vehicle:	400 mm
(ii) Minimum separation distance between a pair of end-outline marker lamps:	No requirement
(c) (c) Vertical—	
(i) At the front of a motor vehicle:	The horizontal plane tangential to the upper edge of the illuminated area of the lamp shall not be lower than the horizontal plane tangential to the upper edge of the transparent zone of the windscreen
(ii) At the front of a trailer and at the rear of any vehicle:	At the maximum height compatible with: <ul style="list-style-type: none"> <li>(a) the requirements relating to the lateral position and to being a pair, and</li> <li>(b) the use for which the vehicle is constructed</li> </ul>
3. Angles of visibility—	
(a) (a) Horizontal:	0° inwards and 80° outwards

- |                              |  |
|------------------------------|--|
| (b) (b) Vertical:            | 5° above and 20° below the horizontal  |
| 4. Alignment:                | Such that white light is shown towards the front and red light is shown towards the rear   |
| 5. Markings:                 | An approval mark   |
| 6. Size of illuminated area: | No requirement   |
| 7. Colour:                   | White towards the front and red towards the rear   |
| 8. Wattage:                  | No requirement   |
| 9. Intensity:                | No requirement   |
| 10. Electrical connections:  | No individual requirement  |
| 11. Tell-tale:               | No requirement   |
| 12. Other requirements—      |  |
|                              | The two lamps which emit white light towards the front, and the two lamps which emit red light towards the rear, shall in each case form a matched pair. |
|                              | The white front lamp and red rear lamp on one side of a vehicle may be combined into a single lamp with a single light source.                           |
| 13. Definitions—             |  |

In this Schedule, “approval mark” means the approval mark for a front or rear position lamp, as the case may be.

## Part II

### Requirements Relating to Optional End-Outline Marker Lamps

Any number may be fitted, and the only requirement prescribed by these Regulations in respect of any which are fitted is that specified in paragraph 7 of Part I.

#### SCHEDULE 14

Regulation 23

#### Requirements relating to optional reversing lamps

- |   |                   |
|---|-------------------|
| 1. Number:  | Not more than two |
| 2. Position:  | No requirement    |
| 3. Angles of visibility:  | No requirement    |
| 4. Alignment:   | To the rear       |
| 5. Markings—  |                   |
| (a) A motor vehicle first used on or after or a trailer manufactured on or after 24th January 1996: | An approval mark  |
| (b) Any other motor vehicle:  | No requirement    |

*Status: This is the original version (as it was originally made). This item of legislation is currently only available in its original format.*

- 6. Size of illuminated area: No requirement
- 7. Colour: White
- 8. Wattage—
  - (a) A reversing lamp bearing an approval mark: No requirement
  - (b) A reversing lamp not bearing an approval mark: The total wattage of any one reversing lamp shall not exceed 24 watts
- 9. Intensity: No requirement
- 10. Electrical connections: No requirement
- 11. Tell-tale—
  - (a) A motor vehicle first used on or after 1st July 1954, provided that the electrical connections are such that the reversing lamp or lamps cannot be illuminated other than automatically by the selection of the reverse gear of the vehicle: No requirement
  - (b) Any other motor vehicle first used on or after 1st July 1954: A circuit-closed tell-tale shall be fitted
  - (c) A motor vehicle first used before 1st July 1954: No requirement
  - (d) Any vehicle which is not a motor vehicle: No requirement

12. Definitions—
- In this Schedule “approval mark” means either—
- (a) a marking designated as an approval mark by regulation 5 of the Designation of Approval Marks Regulations and shown at item 21 of Schedule 4 to those Regulations; or
  - (b) a marking designated as an approval mark by regulation 4 of the Designation of Approval Marks Regulations and shown at item 23 or 23A of Schedule 2 to those Regulations.

SCHEDULE 15

Regulation 21

Requirements relating to obligatory rear registration plate lamps

- 1. Number: Such that the lamp or lamps are capable of
- 2. Position: adequately illuminating the rear registration
- 3. Angles of visibility: plate
- 4. Alignment:
- 5. Markings—
  - (a) A motor vehicle first used on or after 24th January 1996 and a trailer manufactured on or after 24th January 1996 : An approval mark

(b) Any other vehicle:	No requirement
6. Size of illuminated area:	No requirement
7. Colour:	White
8. Wattage:	No requirement
9. Intensity:	No requirement
10. Electrical connections:	No individual requirement
11. Tell-tale:	No requirement

---

12. Definitions—

In this Schedule “approval mark” means—

- (a) in relation to a solo motor bicycle, a motor bicycle combination and a trailer drawn by a solo motor bicycle or a motor bicycle combination, a marking designated as an approval mark by regulation 4 of the Designation of Approval Marks Regulations and shown at item 50A of Schedule 2 to those Regulations; and
- (b) in relation to any other motor vehicle and any other trailer, either—
  - (i) a marking designated as an approval mark by regulation 5 of the Designation of Approval Marks Regulations and shown at item 10 of Schedule 4 to those Regulations; or
  - (ii) a marking designated as an approval mark by regulation 4 of the Designation of Approval Marks Regulations and shown at item 4 of Schedule 2 to those Regulations.

SCHEDULE 16

Regulations 20 and 23

Requirement relating to obligatory and optional warning beacons

---

1. Number:	Sufficient to satisfy the requirements of paragraph 3
2. Position—	
Every warning beacon shall be so mounted on the vehicle that the centre of the lamp is at a height not less than 380 mm above the ground.	
3. Angles of visibility—	
Except in the case of a motor vehicle used for police purposes the light shown from at least one beacon (but not necessarily the same beacon) shall be visible from any point at a reasonable distance from the vehicle or any trailer being drawn by it.	
4. Markings:	No requirement
5. Size of illuminated area:	No requirement
6. Colour:	Blue, amber, green or yellow in accordance with Regulation 13
7. Wattage:	No requirement

---

The light shown by any one warning beacon shall be displayed not less than 60 nor more than 240 equal times per minute and the intervals between each display of light shall be constant.

---

**Status:** This is the original version (as it was originally made). This item of legislation is currently only available in its original format.

- 8. Intensity: No requirement
- 9. Electrical connections: No requirement
- 10. Tell-tale: No requirement
- 11. Other requirements—

---

The light shown by any one warning beacon shall be displayed not less than 60 nor more than 240 equal times per minute and the intervals between each display of light shall be constant.

---

SCHEDULE 17

Regulations 21 and 23

**Part I**

**Requirements Relating to Obligatory Side Retro Reflectors and Optional Side Retro Reflectors to the Extent Specified in Part II**

---

1. Number—

- (a) A motor vehicle first used on or after 24th January 1996 and a trailer manufactured on or after 24th January 1996: On each side: two and as many more as are sufficient to satisfy the requirements of paragraph 2(a)
- (b) A motor vehicle first used before 24th January 1996 and a trailer manufactured before 24th January 1996: On each side: two

2. Position—

(a) Longitudinal—

- (i) (i) A motor vehicle first used on or after 24th January 1996 and a trailer manufactured on or after 24th January 1996—

- (A) Maximum distance from the front of the vehicle, including any drawbar, in respect of the foremost reflector on each side: 4 m
- (B) Maximum distance from the rear of the vehicle in respect of the rearmost reflector on each side: 1 m
- (C) Maximum separation distance between the reflecting areas of adjacent reflectors on the same side of the vehicle: 3 m or, if this is not practicable, 4 m
- (ii) (ii) A motor vehicle first used before 24th January 1996 and a trailer manufactured before 24th January 1996—



- (A) Maximum distance from the rear of the vehicle in respect of the rearmost reflector on each side: 500 mm
- (B) The other reflector on each side of the vehicle: Towards the centre of the vehicle
- (b) Lateral: No requirement
- (c) Vertical—
- (i) (i) Maximum height above the ground: 1500 mm
- (ii) (ii) Minimum height above the ground: 350 mm
3. Angles of visibility—
- (a) A motor vehicle first used on or after 24th January 1996 and a trailer manufactured on or after 24th January 1996—
- (i) (i) Horizontal: 45° to the left and to the right when viewed in a direction at right angles to the longitudinal axis of the vehicle
- (ii) (ii) Vertical—
- (A) Except in a case specified in sub- head (B): 15° above and below the horizontal
- (B) Where the highest part of the reflecting area is less than 750 mm above the ground: 15° above and 5° below the horizontal
- (b) A motor vehicle first used before 24th January 1996 and a trailer manufactured before 24th January 1996: Plainly visible to the side
4. Alignment: To the side
5. Markings: An approval mark
6. Size of reflecting area: No requirement
7. Colour—
- (a) Any vehicle not covered by sub-paragraph (b): Amber or if within 1 m of the rear of the vehicle it may be red
- (b) A solo motor bicycle, a motor bicycle combination, a pedal cycle with or without a sidecar or an invalid carriage: No requirement
8. Other requirements: No side retro reflector shall be triangular
- 
9. Definitions—
- (a) In this Schedule “approval mark” means either—

*Status: This is the original version (as it was originally made). This item of legislation is currently only available in its original format.*

- (i) a marking designated as an approval mark by regulation 4 of the Designation of Approval Marks Regulations and shown at item 3 or 3B of Schedule 2 to those Regulations and which includes the marking 1 or 1A; or
  - (ii) a marking designated as an approval mark by regulation 5 of the Designation of Approval Marks Regulations and shown at item 4 of Schedule 4 to those Regulations and which includes the marking I; and
- (b) In this Schedule references to “maximum distance from the front of the vehicle” and “maximum distance from the rear of the vehicle” are references to the maximum distance from that end of the vehicle (as determined by reference to the overall length of the vehicle exclusive of any special equipment) beyond which no part of the reflecting area of the side retro reflector extends.

## Part II

### Requirements Relating to Optional Side Retro Reflectors

Any number may be fitted, and the only requirements prescribed by these Regulations in respect of any which are fitted are—

- (a) those specified in paragraph 7 of Part I, except in the case of vehicles used for police purposes which may also be capable of reflecting one or more of the colours yellow, blue and white; and
- (b) those specified in paragraph 8 of Part I.

## SCHEDULE 18

Regulations 21 and 23

## Part I

### Requirements Relating to Obligatory Rear Retro Reflectors and Optional Rear Retro Reflectors to the Extent Specified in Part II

---

#### 1. Number—

(a) Any vehicle not covered by sub-paragraph (b) or (c):

(b) A solo motor bicycle, a cycle with One less than four wheels and with or without a sidecar, a trailer drawn by a cycle, a trailer the overall width of which does not exceed 800 mm drawn by a solo motor bicycle or a motor bicycle combination, an invalid carriage having a maximum speed not exceeding 4 mph and a vehicle drawn or propelled by hand:

(c) A motor vehicle having three or more Four wheels and a maximum speed not exceeding 25 mph and a trailer drawn by any such vehicle if, in either case, the structure of the vehicle makes

it impracticable to meet all of the requirements of paragraphs 2 and 3 below with two reflectors:

2. Position—

(a) Longitudinal: At or near the rear

(b) Lateral—

(i) (i) Where two rear reflectors are required to be fitted—

(A) Maximum distance from the side of the vehicle—

(1) Any vehicle not covered by sub-head (2), (3) or (4): 400 mm

(2) A bus first used before 1st October 1954 and a horse-drawn vehicle manufactured before January 1996: No requirement

(3) A vehicle constructed or adapted for the carriage of round timber: 765 mm

(4) Any other motor vehicle first used before 24th January 1996 and any other vehicle manufactured before 24th January 1996: 610 mm

(B) Minimum separation distance between a pair of rear reflectors: 600 mm. If the overall width of the vehicle is less than 1300 mm, 400 mm or if less than 800 mm, 300 mm

(ii) (ii) Where one rear reflector is required to be fitted: On the centre-line or off side of the vehicle

(iii) (iii) Where four rear reflectors are required to be fitted—

(A) Maximum distance from the side of the vehicle—

(1) One pair of reflectors: Such that they satisfy the relevant requirements in sub-head 2(b)(i)(A)

(2) The other pair of reflectors: No requirement

(B) Minimum separation distance between rear reflectors—

(1) One pair of reflectors: Such that they satisfy the relevant requirements in sub-head 2(b)(i)(B)

(2) The other pair of reflectors: No requirement

(c) Vertical—

(i) (i) Maximum height above the ground where one or two rear reflectors are required to be fitted—

*Status: This is the original version (as it was originally made). This item of legislation is currently only available in its original format.*

- (A) any vehicle not covered by head (B): 900 mm or, if the structure of the vehicle makes this impracticable, 1200 mm
- (B) A motor vehicle first used before 24th January 1996 and any other vehicle manufactured before 24th January 1996: 1500 mm
  - (ii) (ii) Maximum height above the ground where four rear reflectors are required to be fitted—
- (A) One pair of reflectors: Such that they satisfy the relevant requirements in paragraph 2(c)(i)
- (B) The other pair of reflectors: 2100 mm
  - (iii) (iii) Minimum height above the ground—
- (A) Any vehicle not covered by sub-head (B): 350 mm
- (B) A motor vehicle first used before 24th January 1996 and any other vehicle manufactured before 24th January 1996: 400 mm
- 3. Angles of visibility—
  - (a) A motor vehicle (not being a motor bicycle combination) first used on or after 24th January 1996 and a trailer manufactured on or after 24th January 1996—
    - (i) (i) Where one or two rear reflectors are required to be fitted—
      - (A) Horizontal—
        - (1) Where two rear reflectors are required to be fitted: 30° inwards and outwards
        - (2) Where one rear reflector is required to be fitted: 30° to the left and to the right
      - (B) Vertical—
        - (1) Except in a case specified in sub- head (2): 15° above and below the horizontal
        - (2) Where the highest part of the reflecting area is less than 750 mm above the ground: 15° above and 5° below the horizontal
      - (ii) (ii) Where four rear reflectors are required to be fitted—
        - (A) One pair of reflectors: Such that they satisfy the relevant requirements in paragraph 3(a)(i)
        - (B) The other pair of reflectors: Plainly visible to the rear
    - (b) A motor vehicle (not being a motor bicycle combination) first used before 24th

January 1996 and a trailer manufactured before 24th January 1996:

(c) A motor bicycle combination, a cycle, Plainly visible to the rear a sidecar attached to a cycle, a horse-drawn vehicle and a vehicle drawn or propelled by hand:

4. Alignment: To the rear

5. Markings—

(a) A motor vehicle first used—

- (i) (i) On or after 24th January 1996: (A) An approval mark in-corporating “I” or “IA”; or  
(B) A British Standard mark which is specified in sub-paragraph (i) of the definition of “British Standard mark” below followed by “L” or “LIA”; or  
(C) In the case of a trailer manufactured in Italy, an Italian approved marking

(ii) (ii) Any other vehicle: No requirement

(b) A trailer (other than a broken-down motor vehicle) manufactured—

- (i) (i) On or after 24th January 1996: (A) An approval mark incorporating “III” or “IIIA”; or  
(B) A British Standard mark which is specified in sub-paragraph (i) of the definition of “British Standard mark” below followed by “LIII” or “LIIIA”; or  
(C) In the case of a vehicle manufactured in Italy, an Italian approved marking

(ii) (ii) Any other trailer: No requirement

(c) A cycle, an invalid carriage having a maximum speed not exceeding 4 mph, a horse-drawn vehicle and a vehicle drawn or propelled by hand, in each case manufactured—

- (i) (i) On or after 24th January 1996: (A) An approval mark incorporating “I” or “IA”; or  
(B) A British Standard mark which is specified in sub-paragraph (i) of the definition of “British Standard mark” below followed by “LI” or “LIA”; or  
(C) A British Standard mark which is specified in sub-paragraph (ii) of the definition of “British Standard mark” below

(ii) (ii) Any other vehicle: No requirement

*Status: This is the original version (as it was originally made). This item of legislation is currently only available in its original format.*

6. Size of reflecting area: No requirement

7. Colour: Red

8. Other requirements—

(a) except in the case of a motor vehicle first used before 24th January 1996, any other vehicle manufactured before 24th January 1996 and a motor bicycle combination, where two rear reflectors are required to be fitted they shall form a pair. Where four rear reflectors are required to be fitted they shall form two pairs;

(b) no vehicle, other than a trailer or a broken-down motor vehicle being towed, may be fitted with triangular-shaped rear reflectors.

9. Definitions—

In this Schedule—

(a) “approval mark” means either—

(i) a marking designated as an approval mark by regulation 4 of the Designation of Approval Marks Regulations and shown at item 3 or 3A or 3B of Schedule 2 to those Regulations; or

(ii) a marking designated as an approval mark by regulation 5 of the Designation of Approval Marks Regulations and shown at item 4 of Schedule 4 to those Regulations;

(b) “British Standard mark” means either—

(i) the mark indicated in the specification for retro reflectors for vehicles, including cycles, published by the British Standards Institution under the reference B.S. AU 40: Part 2: 1965, namely “AU 40”; or

(ii) the mark indicated in the specification for photometric and physical requirements of reflective devices published by the British Standards Institution under the reference BS 6102: Part 2: 1982, namely “BS 6102/2”; and

(c) “Italian approved marking” means—

a mark approved by the Italian Ministry of Transport, namely, one including two separate groups of symbols consisting of “IGM” or “DGM” and “C.I.” or “C.2.”.

## Part II

### Requirements Relating to Optional Rear Retro Reflectors

Any number may be fitted and the only requirements prescribed by these Regulations in respect of any which are fitted are—

(a) those specified in paragraphs 7 of Part I, except in the case of vehicles used for police purposes, which may also be capable of reflecting one or more of the colours yellow and orange; and

(b) those specified in paragraph 8(b) of Part I.

SCHEDULE 19

Regulations 13(3), 21 and 23

Part I

Requirements Relating to Obligatory Rear Markings and  
Optional Rear Markings to the Extent Specified in Part II

General Requirements

---

1. Description—

(a) A motor vehicle first used on or after 24th  
January 1996, the overall length of which—

- |      |                           |  |
|------|---------------------------|--|
| (i)  | (i) does not exceed 13 m: | A rear marking of a type shown in diagram 1, 2, 3 or 4 in Part IV of this Schedule |
| (ii) | (ii) exceeds 13 m:        | A rear marking of a type shown in diagram 5, 6, 7 or 8 in Part IV of this Schedule |

(b) A motor vehicle first used before 24th  
January 1996, the overall length of which—

- |      |                           |  |
|------|---------------------------|--|
| (i)  | (i) does not exceed 13 m: | A rear marking of a type shown in diagram 1, 2 or 3 in Part III of this Schedule or a rear marking of a type shown in diagram 1, 2, 3 or 4 in Part IV of this Schedule |
| (ii) | (ii) exceeds 13 m:        | A rear marking of a type shown in diagram 4 or 5 in Part III of this Schedule or a rear marking of a type shown in diagram 5, 6, 7 or 8 in Part IV of this Schedule    |

(c) A trailer manufactured on or after 24th  
January 1996 if it forms part of a combination of  
vehicles the overall length of which—

- |       |   |  |
|-------|---|--|
| (i)   | (i) does not exceed 11 m:                   | A rear marking of a type shown in diagram 1, 2, 3 or 4 in Part IV of this Schedule |
| (ii)  | (ii) exceeds 11 m but does not exceed 13 m: | A rear marking of a type shown in Part IV of this Schedule                         |
| (iii) | (iii) exceeds 13 m:                         | A rear marking of a type shown in diagram 5, 6, 7 or 8 in Part IV of this Schedule |

(d) A trailer manufactured before 24th  
January 1996 if it forms part of a combination of  
vehicles the overall length of which—

- |      |   |  |
|------|---|--|
| (i)  | (i) does not exceed 11 m:                   | A rear marking of a type shown in diagram 1, 2 or 3 in Part III of this Schedule or a rear marking of a type shown in diagram 1, 2, 3 or 4 in Part IV of this Schedule |
| (ii) | (ii) exceeds 11 m but does not exceed 13 m: | A rear marking of a type shown in Part III or Part IV of this Schedule   |

*Status: This is the original version (as it was originally made). This item of legislation is currently only available in its original format.*

- (iii) (iii) exceeds 13 m: A rear marking of a type shown in diagram 4 or 5 in Part III of this Schedule or a rear marking of a type shown in diagram 5, 6, 7 or 8 in Part IV of this Schedule
2. Position—
- (a) Longitudinal: At or near the rear of the vehicle
- (b) Lateral—
- (i) (i) A rear marking of a type shown in diagram 2, 3 or 5 in Part III of this Schedule and a rear marking of a type shown in diagram 2, 3, 4, 6, 7 or 8 in Part IV of this Schedule: Each part shall be fitted as near as practicable to the outermost edge of the vehicle on the side thereof on which it is fitted so that no part of the marking projects beyond the outermost part of the vehicle on either side
- (ii) (ii) A rear marking of a type shown in diagram 1 or 4 in Part III of this Schedule and a rear marking of a type shown in diagram 1 or 5 in Part IV of this Schedule: The marking shall be fitted so that the vertical centre-line of the marking lies on the vertical plane through the longitudinal axis of the vehicle and no part of the marking projects beyond the outermost part of the vehicle on either side
- (c) Vertical: The lower edge of every rear marking shall be at a height of not more than 1700 mm nor less than 400 mm above the ground whether the vehicle is laden or unladen
3. Visibility: Plainly visible to the rear
4. Alignment: The lower edge of every rear marking shall be fitted horizontally. Every part of a rear marking shall lie within 20° of a transverse vertical plane at right angles to the longitudinal axis of the vehicle and shall face to the rear
5. Markings—
- (a) A motor vehicle or trailer not covered by sub-paragraph (b): In respect of any rear marking of a type shown in Part III of this Schedule a British Standard mark or in respect of any rear marking of a type shown in Part IV of this Schedule an approval mark
- (b) A motor vehicle first used on or after 24th January 1996 and a trailer manufactured on or after 24th January 1996: An approval mark
6. Colour: Red fluorescent material in the stippled areas shown in any of the diagrams in Part III or IV of this Schedule and yellow retro reflective material in any of the areas so shown, being areas not stippled and not constituting a letter. All letters shall be coloured black
- 
7. Other requirements—



A rear marking of a type shown in a diagram in Part III of this Schedule shall comply with the requirements of that Part.

The two parts of every rear marking of a type shown in diagrams 2, 3 and 5 in Part III and diagrams 2, 3, 6 and 7 in Part IV of this Schedule shall form a pair and the four parts of every rear marking of a type shown in diagrams 4 and 8 in Part IV of this Schedule shall form two pairs.

8. Definitions—

In this Schedule—

- (a) “approval mark” means a marking designated as an approval mark by regulation 3 of the Designation of Approval Marks Regulations and shown at item 70 of Schedule 2 to those Regulations; and
- (b) “British Standard mark” means the specification for rear markings for vehicles published by the British Standards Institution under the reference BS AU 152: 1970, namely “BS AU 152”.



## Part II

### Requirements Relating to Optional Rear Markings

Subject to regulation 14(2), any number of rear markings shown in Parts III and IV may be fitted to the rear of a vehicle.

## Part III

### Rear Markings Prescribed for Motor Vehicles First Used Before 24th January 1996 and Trailers Manufactured Before 24th January 1996

Left	Right
Diagram 1.	
Diagram 2.	

**Status:** This is the original version (as it was originally made). This item of legislation is currently only available in its original format.

Left	Right
------	-------

Diagram 3.



Diagram 4.



Diagram 5.



**Additional Provisions Relating to the above Diagrams**

1. A rear marking of a type shown in one of the above diagrams shall have the dimensions shown in relation to that diagram.
2. Any variation in a dimension (other than as to the height of a letter) specified in any of the above diagrams shall be treated as permitted for the purposes of this Schedule if the variation—
  - (a) in the case of a dimension so specified as 250 mm or as over 250 mm does not exceed 2.5 per cent. of that dimension;
  - (b) in the case of a dimension so specified as 40 mm or as over 40 mm but as under 250 mm does not exceed 5 per cent. of that dimension; or
  - (c) in the case of a dimension so specified as under 40 mm does not exceed 10 per cent. of that dimension.
3. Any variation in a dimension as to the height of a letter specified in any of those diagrams shall be treated as permitted for the purposes of this Schedule if the variation —
  - (a) in the case of a dimension so specified as 105 mm does not exceed 2.5 per cent. of that dimension; or
  - (b) in the case of a dimension so specified as 70 mm does not exceed 5 per cent. of that dimension.
4. Any variation in a dimension as to the angle of hatching specified in any of those diagrams shall be treated as permitted for the purposes of the Schedule if the variation does not exceed 5 degrees.
5. A rear marking of a type shown in diagrams 1 or 4 above shall be constructed in the form of a single plate, and every rear marking shown in diagrams 2, 3 or 5 above shall be constructed in the form of two plates of equal size and shape.





**Status:** This is the original version (as it was originally made). This item of legislation is currently only available in its original format.

6. The height of each half of the marking shown in diagram 3 above may be reduced to a minimum of 140 mm provided the width is increased so that each half of the marking has a minimum area of 980 cm<sup>2</sup>.

7. All letters incorporated in a rear marking of a type shown in diagrams 4 or 5 above shall have the proportions and form of letters as shown in Schedule 25.

## Part IV

### Rear Markings Prescribed for Motor Vehicles Whenever First Used and Trailers Whenever Manufactured

Left	Right
Diagram 1.	
Diagram 2.	
Diagram 3.	
Diagram 4.	

**Status:** This is the original version (as it was originally made). This item of legislation is currently only available in its original format.

---

Left	Right
------	-------

---

Diagram 5.



Diagram 6.



Diagram 7.



Diagram 8.



## SCHEDULE 20

Regulation 21 and 23

### Part I

#### Requirements Relating to Obligatory Pedal Retro Reflectors and Optional Pedal Retro Reflectors to the Extent Specified in Part II

---

1. Number:	Two reflectors on each pedal
2. Position—	
(a) Longitudinal:	On the leading edge and the trailing edge of each pedal
(b) Lateral:	No requirement
(c) Vertical:	No requirement
3. Angles of visibility:	Such that the reflector on the leading edge of each pedal is plainly visible to the front and the reflector on the trailing edge of each pedal is plainly visible to the rear
4. Markings:	A British Standard mark
5. Size of reflecting area:	No requirement
6. Colour:	Amber
7. Definitions—	

---

In this Schedule “British Standard mark” means the specification or photometric and physical requirements of reflective devices published by the British Standards Institution under the reference BS 6102: Part 2: 1982, namely “BS 6102/2”.

---

### Part II

#### Requirements Relating to Optional Pedal Retro Reflectors

Any number may be fitted and the only requirement prescribed by these Regulations in respect of any which are fitted is that specified in paragraph 6 of Part I.

## SCHEDULE 21

Regulations 21 and 23

### Part I

#### Requirements Relating to Obligatory Front Retro Reflectors and to Optional Front Retro Reflectors to the Extent Specified in Part II

---

1. Number:	Two
2. Position—	

*Status: This is the original version (as it was originally made). This item of legislation is currently only available in its original format.*

- (a) Longitudinal: No requirement
- (b) Lateral—
- (i) (i) Maximum distance from the side of the trailer: 150 mm
- (ii) (ii) Minimum separation distance between a pair of front reflectors: 600 mm or, if the overall width of the trailer is less than 1400 mm, 400 mm
- (c) Vertical—
- (i) (i) Maximum height above the ground: 900 mm or, if the structure of the trailer makes this impracticable, 1500 mm
- (ii) (ii) Minimum height above the ground: 350 mm
3. Angles of visibility—
- (a) Horizontal: 30° outwards and 5° inwards
- (b) Vertical—
- (i) (i) Any case not covered by sub-paragraph (ii): 15° above and below the horizontal
- (ii) (ii) Where the highest point of the reflecting area is less than 750 mm above the ground: 15° above and 5° below the horizontal
4. Alignment: To the front
5. Markings: An approval mark
6. Size of reflecting area: No requirement
7. Colour: White
- 

8. Other requirements—

- (a) Where two front reflectors are required to be fitted they shall form a pair.
- (b) Triangular shaped retro reflectors shall not be fitted to the front of any trailer.

9. Definitions—

In this Schedule—

“approval mark” means either—

- (a) a marking designated as an approval mark by regulation 4 of the Designation of Approval Marks Regulations and shown at item 3 or 3A or 3B of Schedule 2 to those Regulations; or
- (b) a marking designated as an approval mark by regulation 5 of the Designation of Approval Marks Regulation and shown at item 4 of Schedule 4 to those Regulations.

## Part II

### Requirements Relating to Optional Front Retro Reflectors

Any number may be fitted and the only requirements prescribed by these Regulations in respect of any which are fitted are that specified in paragraph 8(b) of Part I and that the colour shall not be red.

SCHEDULE 22

Regulation 2(1)

Prescribed sign for buses carrying children



**Colour**

Shaded areas — yellow retro reflective material

Border and silhouette — black

**Dimensions**

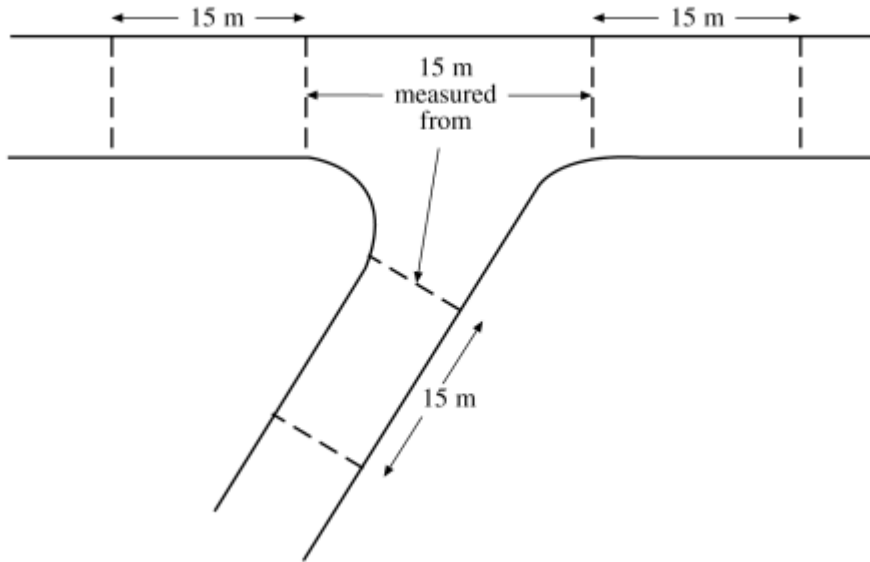
(A) Front — not less than 250 mm	(A) Front — not more than 20 mm
Rear — not less than 400 mm	Rear — not less than 30 mm

**Status:** This is the original version (as it was originally made). This item of legislation is currently only available in its original format.

SCHEDULE 23

Regulation 27(6)

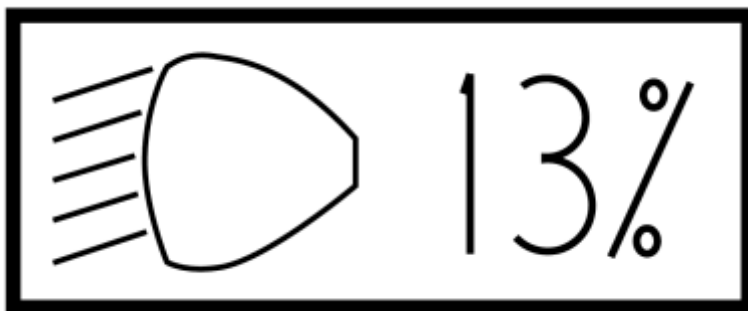
Diagram showing where unlit parking is not permitted near a junction



SCHEDULE 24

Schedule 4, Part 1, Paragraph 12

Example of marking showing the vertical downwards inclination of the dipped-beam headlamps when the vehicle is at its kerbside weight and has a weight of 75 kg on the driver's seat



Symbol for dipped-beam headlamp

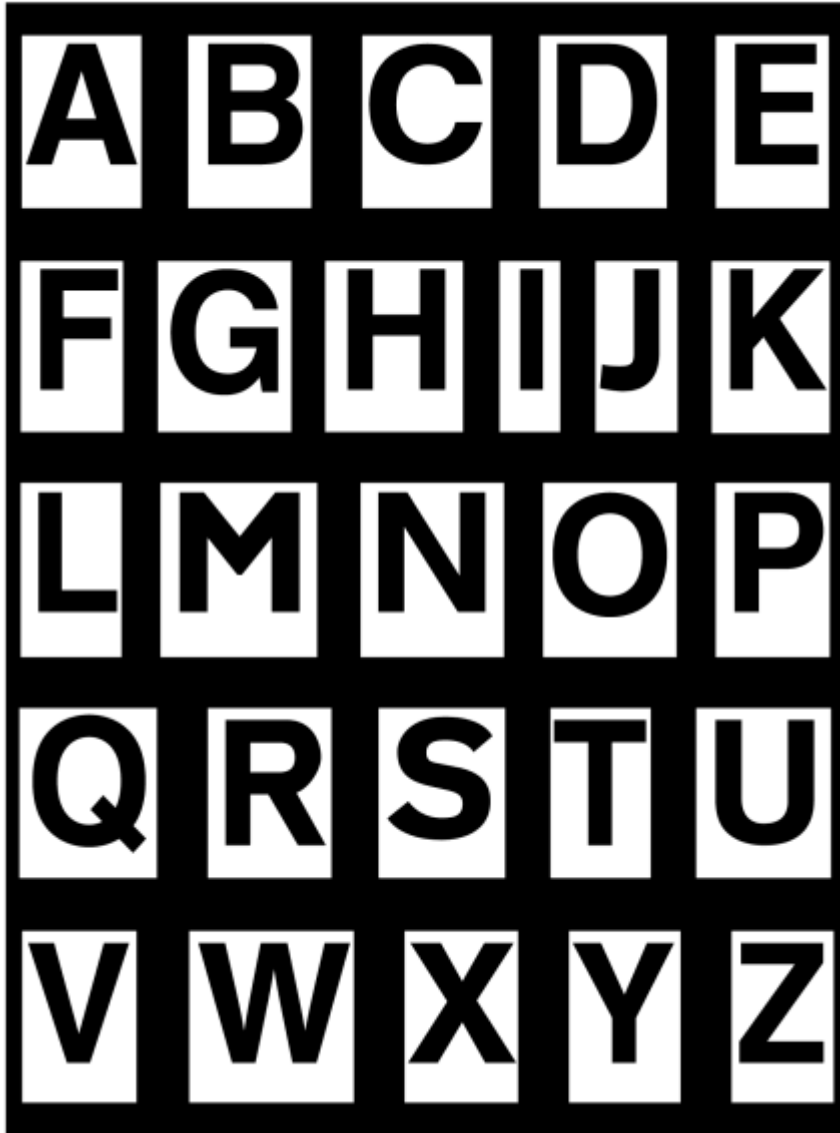
Vertical inclination of dipped-beam



SCHEDULE 25

Regulations 21 and 23

Proportions and form of letters, numerals and other characters



SCHEDULE 26

Regulation 31

Revocations

<i>Title</i>	<i>Year and Number</i>
Road Vehicles Lighting Regulations (Northern Ireland) 1995	<a href="#">S.R. 1995 No. 449</a>

**Status:** This is the original version (as it was originally made). This item of legislation is currently only available in its original format.

<i>Title</i>	<i>Year and Number</i>
The Road Vehicles Lighting (Amendment) Regulations (Northern Ireland) 1997	<a href="#">S.R. 1997 No. 305</a>